

V TROFEO Kartódromo L.Guerrero

17 - 18 Junio 2017

Length: 1428 metros

Results

Tanda 1

ALEVIN

Pos.	N.	Driver	Team	Car	Nat.	Best Lap	iL	Laps	Gap	Interval	Speed	Cat.	Ne.
1	20	FLUXA, Lucas J.	PRAGA ESP.	Praga-lame P.	MAL	01:06,634	5	7			77,15	AL	
2	666	SPEAKMAN, Cruz	S.WILKES	Birel-lame Pum	VLC	01:07,019	9	10	00:00,385	00:00,385	76,71	AL	
3	61	PERAL, Jan	MARLONKART	Tonykart-lame	CAS	01:07,169	9	10	00:00,535	00:00,150	76,54	AL	
4	18	CARRIÓ, Sion	E.MALLORCA	CRG-lame Puma	MAL	01:07,646	8	10	00:01,012	00:00,477	76	AL	
5	8	DEL PINO, Bruno	UNOMATRICULA	Tonykart-lame	BCN	01:07,720	10	10	00:01,086	00:00,074	75,91	AL	
6	44	DALLAKYAN, Daniel	E.DALLAKYAN	OK1-lame Puma	VLC	01:07,838	7	10	00:01,204	00:00,118	75,78	AL	
7	7	HURTADO, Alberto	BRT RT	Tonykart-lame	MA	01:07,992	8	8	00:01,358	00:00,154	75,61	AL	
8	6	MARTINEZ, Raúl	AC Castellón	Tonykart-lame	SUI	01:08,252	9	10	00:01,618	00:00,260	75,32	AL	
9	43	ALBIÑANA, Carles	J.M.ALBIÑANA	OK1-lame Puma	VLC	01:08,361	9	9	00:01,727	00:00,109	75,2	AL	
10	22	MARTINEZ, Abraham	AC EJIDO	FA-lame Puma	ALM	01:08,466	9	10	00:01,832	00:00,105	75,09	AL	
11	161	OLIVER, Miguel	M.OLIVER Sr	CRG-lame Puma	VLC	01:08,623	6	8	00:01,989	00:00,157	74,91	AL	
12	2	PEREZ, Sandro	MARLONKART	Tonykart-lame	ALI	01:09,059	8	10	00:02,425	00:00,436	74,44	AL	
13	3	MARTINEZ, Mario	M.COSTA	FK-lame Puma	MUR	01:09,131	9	9	00:02,497	00:00,072	74,36	AL	
14	5	RAMON, Valentín	E.RIERA	CRG-lame Puma	VLC	01:09,874	5	10	00:03,240	00:00,743	73,57	AL	
15	700	PEREZ, Enrique			ESP	01:11,818	7	9	00:05,184	00:01,944	71,58	TA	
16	21	ROLDOS, Juan M.	J.ROLDOS	CRG-lame Puma	VLC	01:15,641	3	8	00:09,007	00:03,823	67,96	AL	
17	4	BARIEL, Diego	F.BARIEL	CRG-lame Puma	CAS	01:21,675	6	6	00:15,041	00:06,034	62,94	AL	

Circuito Lucas Guerrero

Final Official

Provisional Official

Length: 1428 m. Hour: 09:30

Stewards:

Hour:

C.of the Course:

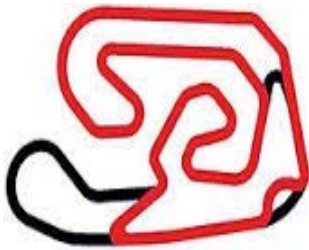
Hour:

C.Timekeeper:

Hour: 9:42:57



CROHOCIRCUIT: oscar.gutierrez@circuitvalencia.com




Circuito Lucas Guerrero

V TROFEO Kartódromo L.Guerrero

VUELTA A VUELTA Tanda 1 ALEVIN

Table with 4 columns: Driver Name, V. (Lap), Tiempo (Time), and Hora (Time of Day). It lists results for 16 drivers: PEREZ, Sandro; HURTADO, Alberto; MARTINEZ, Mario; BARIEL, Diego; RAMON, Valentin; MARTINEZ, Raúl; ALBIÑANA, Carles; DALLAKYAN, Daniel; PERAL, Jan; OLIVER, Miguel; and SPEAKMAN, Cruz. Each driver's results are shown in a separate table block.





V TROFEO Kartódromo L.Guerrero

17 - 18 Junio 2017

Length: 1428 metros

Results

Tanda 3

ALEVIN

Pos.	N.	Driver	Team	Car	Nat.	Best Lap	iL	Laps	Gap	Interval	Speed	Cat.	Ne.
1	20	FLUXA, Lucas J.	PRAGA ESP.	Praga-lame P.	MAL	01:06,105	3	7			77,77	AL	
2	666	SPEAKMAN, Cruz	S.WILKES	Birel-lame Pum	VLC	01:07,062	4	10	00:00,957	00:00,957	76,66	AL	
3	19	SORNOSA, Onofre	O.SORNOSA	Tonykart-lame	VLC	01:07,076	4	10	00:00,971	00:00,014	76,64	AL	
4	61	PERAL, Jan	MARLONKART	Tonykart-lame	CAS	01:07,107	10	10	00:01,002	00:00,031	76,61	AL	
5	8	DEL PINO, Bruno	UNOMATRICULA	Tonykart-lame	BCN	01:07,216	4	10	00:01,111	00:00,109	76,48	AL	
6	2	PEREZ, Sandro	MARLONKART	Tonykart-lame	ALI	01:07,432	6	9	00:01,327	00:00,216	76,24	AL	
7	18	CARRIÓ, Sion	E.MALLORCA	CRG-lame Puma	MAL	01:07,573	4	10	00:01,468	00:00,141	76,08	AL	
8	4	BARIEL, Diego	F.BARIEL	CRG-lame Puma	CAS	01:07,588	9	9	00:01,483	00:00,015	76,06	AL	
9	3	MARTINEZ, Mario	M.COSTA	FK-lame Puma	MUR	01:07,631	9	10	00:01,526	00:00,043	76,01	AL	
10	21	ROLDOS, Juan M.	J.ROLDOS	CRG-lame Puma	VLC	01:07,854	9	10	00:01,749	00:00,223	75,76	AL	
11	22	MARTINEZ, Abraham	AC EJIDO	FA-lame Puma	ALM	01:08,055	5	10	00:01,950	00:00,201	75,54	AL	
12	44	DALLAKYAN, Daniel	E.DALLAKYAN	OK1-lame Puma	VLC	01:08,089	8	8	00:01,984	00:00,034	75,5	AL	
13	7	HURTADO, Alberto	BRT RT	Tonykart-lame	MA	01:08,107	4	8	00:02,002	00:00,018	75,48	AL	
14	124	MORGADO, Pablo	JD.MORGADO	CRG-lame Puma	HUE	01:08,127	3	8	00:02,022	00:00,020	75,46	AL	
15	5	RAMON, Valentín	E.RIERA	CRG-lame Puma	VLC	01:08,252	9	9	00:02,147	00:00,125	75,32	AL	
16	161	OLIVER, Miguel	M.OLIVER Sr	CRG-lame Puma	VLC	01:08,260	9	9	00:02,155	00:00,008	75,31	AL	
17	43	ALBIÑANA, Carles	J.M.ALBIÑANA	OK1-lame Puma	VLC	01:08,345	3	8	00:02,240	00:00,085	75,22	AL	
18	701	VILLA, Pedro J.			ESP	01:08,372	3	8	00:02,267	00:00,027	75,19	TA	
19	700	PEREZ, Enrique			ESP	01:11,839	8	8	00:05,734	00:03,467	71,56	TA	
20	6	MARTINEZ, Raúl	AC Castellón	Tonykart-lame	SUI	PIT1	1	1				AL	

Circuito Lucas Guerrero

Final Official

Provisional Official

Length: 1428 m. Hour: 12:00

Stewards:

Hour:

C.of the Course:

Hour:

C.Timekeeper:

Hour: 12:11:31



CROHOCIRCUIT: oscar.gutierrez@circuitvalencia.com



V TROFEO Kartódromo L. Guerrero

VUELTA A VUELTA SECTORES Tanda 3 ALEVIN

2 - PEREZ,Sandro						P.Vmax: 1	T. Ideal: 01:07,150		
V. Tiempo	Sector 1	Sector 2	V.Max	Hora					
1	PIT	...		12:00:37					
2	01:27,837	00:37,420	00:50,417	12:02:06					
3	PIT	00:18,195	01:32,957	12:03:57					
4	01:22,012	00:30,165	00:51,847	12:05:19					
5	01:07,559	00:18,066	00:49,493	12:06:26					
6	01:07,432	00:17,992	00:49,440	12:07:34					
7	01:07,759	00:17,978	00:49,781	12:08:42					
8	01:07,509	00:18,337	00:49,172	12:09:49					
9	01:08,291	00:18,213	00:50,078	12:10:57					
3 - MARTINEZ,Mario						P.Vmax: 1	T. Ideal: 01:07,410		
V. Tiempo	Sector 1	Sector 2	V.Max	Hora					
1	PIT	...		12:00:25					
2	01:26,181	00:35,415	00:50,766	12:01:51					
3	01:08,115	00:18,538	00:49,577	12:02:59					
4	01:08,203	00:18,515	00:49,688	12:04:08					
5	01:09,159	00:18,409	00:50,750	12:05:17					
6	01:08,721	00:18,750	00:49,971	12:06:26					
7	01:07,734	00:18,275	00:49,459	12:07:33					
8	01:07,964	00:18,318	00:49,646	12:08:41					
9	01:07,631	00:18,405	00:49,226	12:09:49					
10	01:08,226	00:18,184	00:50,042	12:10:57					
4 - BAREL,Diego						P.Vmax: 1	T. Ideal: 01:07,320		
V. Tiempo	Sector 1	Sector 2	V.Max	Hora					
1	PIT	...		12:01:28					
2	01:21,931	00:31,329	00:50,602	12:02:51					
3	01:08,378	00:18,096	00:50,282	12:03:59					
4	01:18,703	00:18,888	00:59,815	12:05:18					
5	01:07,727	00:18,176	00:49,551	12:06:26					
6	01:07,698	00:18,342	00:49,356	12:07:33					
7	01:07,945	00:18,339	00:49,606	12:08:41					
8	01:07,650	00:18,426	00:49,224	12:09:49					
9	01:07,588	00:18,239	00:49,349	12:10:57					
5 - RAMON,Valentín						P.Vmax: 1	T. Ideal: 01:08,231		
V. Tiempo	Sector 1	Sector 2	V.Max	Hora					
1	START	00:36,568	00:51,160	12:01:33					
2	01:09,672	00:18,840	00:50,832	12:02:43					
3	01:09,487	00:18,938	00:50,549	12:03:52					
4	01:08,644	00:18,457	00:50,187	12:05:01					
5	01:08,869	00:18,364	00:50,505	12:06:10					
6	01:09,180	00:18,368	00:50,812	12:07:19					
7	01:08,471	00:18,402	00:50,069	12:08:28					
8	01:08,975	00:18,522	00:50,453	12:09:37					
9	01:08,252	00:18,385	00:49,867	12:10:45					
6 - MARTINEZ,Raúl						P.Vmax: 1	T. Ideal: 00:00,000		
V. Tiempo	Sector 1	Sector 2	V.Max	Hora					
1	PIT	...		12:00:23					
7 - HURTADO,Alberto						P.Vmax: 1	T. Ideal: 01:07,986		
V. Tiempo	Sector 1	Sector 2	V.Max	Hora					
1	PIT	...		12:00:38					
2	01:35,730	00:37,954	00:57,776	12:02:14					
3	01:08,215	00:18,507	00:49,708	12:03:22					
4	01:08,107	00:18,278	00:49,829	12:04:30					
5	01:08,862	00:18,385	00:50,477	12:05:39					
6	PIT	00:18,732	01:56,308	12:07:54					
8 - DEL PINO,Bruno						P.Vmax: 1	T. Ideal: 01:07,207		
V. Tiempo	Sector 1	Sector 2	V.Max	Hora					
1	PIT	...		12:00:28					
2	01:21,711	00:31,281	00:50,430	12:01:50					
3	01:07,660	00:18,124	00:49,536	12:02:58					
4	01:07,216	00:18,021	00:49,195	12:04:05					
5	01:08,221	00:18,030	00:50,191	12:05:13					
6	01:08,159	00:18,138	00:50,021	12:06:22					
7	01:08,158	00:18,303	00:49,855	12:07:30					
8	01:07,536	00:18,012	00:49,524	12:08:37					
9	01:08,093	00:18,289	00:49,804	12:09:45					
10	01:08,041	00:18,073	00:49,968	12:10:53					
18 - CARRIÓ,Sion						P.Vmax: 1	T. Ideal: 01:07,428		
V. Tiempo	Sector 1	Sector 2	V.Max	Hora					
1	PIT	...		12:00:18					
2	01:31,159	00:33,986	00:57,173	12:01:50					
3	01:07,919	00:18,311	00:49,608	12:02:57					
4	01:07,573	00:18,213	00:49,360	12:04:05					
5	01:08,348	00:18,124	00:50,224	12:05:13					
6	01:08,466	00:18,068	00:50,398	12:06:22					
7	01:08,060	00:18,379	00:49,681	12:07:30					
8	01:07,610	00:18,144	00:49,466	12:08:37					
9	01:08,056	00:18,375	00:49,681	12:09:46					
10	01:08,127	00:18,212	00:49,915	12:10:54					
19 - SORNOSA,Onofre						P.Vmax: 1	T. Ideal: 01:06,927		
V. Tiempo	Sector 1	Sector 2	V.Max	Hora					
1	PIT	...		12:00:37					
2	01:16,116	00:26,400	00:49,716	12:01:53					
3	01:07,821	00:18,291	00:49,530	12:03:01					
4	01:07,076	00:18,119	00:48,957	12:04:08					
5	01:09,327	00:18,495	00:50,832	12:05:18					
6	01:07,660	00:18,184	00:49,476	12:06:25					
7	01:07,316	00:17,999	00:49,317	12:07:33					
8	01:07,157	00:17,970	00:49,187	12:08:40					
9	01:07,255	00:18,159	00:49,096	12:09:47					
10	01:07,287	00:18,106	00:49,181	12:10:54					
20 - FLUXA,Lucas J.						P.Vmax: 1	T. Ideal: 01:06,096		
V. Tiempo	Sector 1	Sector 2	V.Max	Hora					
1	PIT	...		12:00:58					
2	01:16,629	00:27,533	00:49,096	12:02:16					
3	01:06,105	00:17,799	00:48,306	12:03:22					
4	01:06,240	00:17,790	00:48,450	12:04:28					
5	01:07,321	00:18,757	00:48,564	12:05:35					
6	01:06,528	00:17,924	00:48,604	12:06:42					
7	01:06,460	00:17,822	00:48,638	12:07:48					
21 - ROLDOS,Juan M.						P.Vmax: 1	T. Ideal: 01:07,854		
V. Tiempo	Sector 1	Sector 2	V.Max	Hora					
1	PIT	...		12:00:18					
2	01:30,574	00:33,344	00:57,230	12:01:50					
3	01:08,751	00:18,346	00:50,405	12:02:59					
4	01:08,698	00:18,237	00:50,461	12:04:07					
5	01:08,299	00:18,262	00:50,037	12:05:16					
6	01:08,380	00:18,281	00:50,099	12:06:24					
7	01:08,452	00:18,265	00:50,187	12:07:32					
8	01:08,056	00:18,331	00:49,725	12:08:41					






Circuito Lucas Guerrero

V TROFEO Kartódromo L.Guerrero**VUELTA A VUELTA SECTORES Tanda 3 ALEVIN**

9	01:07,854	00:18,134	00:49,720	12:09:48	161 - OLIVER,Miguel		P.Vmax: 1	T. Ideal: 01:08,024		
10	01:08,081	00:18,155	00:49,926	12:10:56	V. Tiempo	Sector 1	Sector 2	V.Max	Hora	
22 - MARTINEZ,Abraham					P.Vmax: 1 T. Ideal: 01:08,049					
1	PIT	12:00:15	1	START	00:37,771	00:50,359	12:01:34	
2	01:20,199	00:29,916	00:50,283	12:01:36	2	01:09,471	00:18,669	00:50,802	12:02:43	
3	01:09,307	00:18,740	00:50,567	12:02:45	3	01:09,561	00:18,943	00:50,618	12:03:53	
4	01:08,486	00:18,332	00:50,154	12:03:54	4	01:08,606	00:18,385	00:50,221	12:05:01	
5	01:08,055	00:18,313	00:49,742	12:05:02	5	01:08,844	00:18,320	00:50,524	12:06:10	
6	01:08,667	00:18,307	00:50,360	12:06:11	6	01:09,299	00:18,386	00:50,913	12:07:19	
7	01:09,359	00:18,562	00:50,797	12:07:20	7	01:08,336	00:18,281	00:50,055	12:08:28	
8	01:08,331	00:18,344	00:49,987	12:08:28	8	01:08,908	00:18,771	00:50,137	12:09:37	
9	01:08,739	00:18,576	00:50,163	12:09:37	9	01:08,260	00:18,517	00:49,743	12:10:45	
10	01:08,393	00:18,393	00:50,000	12:10:45	666 - SPEAKMAN,Cruz					P.Vmax: 1 T. Ideal: 01:07,048
43 - ALBIÑANA,Carles					P.Vmax: 1 T. Ideal: 01:07,993					
V. Tiempo	Sector 1	Sector 2	V.Max	Hora	V. Tiempo	Sector 1	Sector 2	V.Max	Hora	
1	START	00:34,494	00:50,984	12:01:31	1	PIT	12:00:36	
2	01:09,282	00:18,360	00:50,922	12:02:40	2	01:17,113	00:27,364	00:49,749	12:01:53	
3	01:08,345	00:18,246	00:50,099	12:03:49	3	01:07,709	00:18,233	00:49,476	12:03:01	
4	01:08,987	00:18,580	00:50,407	12:04:58	4	01:07,062	00:18,093	00:48,969	12:04:08	
5	01:09,192	00:18,727	00:50,465	12:06:07	5	01:08,661	00:18,337	00:50,324	12:05:17	
6	PIT	00:18,885	01:51,997	12:08:18	6	01:07,888	00:18,196	00:49,692	12:06:24	
7	01:18,467	00:28,670	00:49,797	12:09:36	7	01:07,505	00:18,116	00:49,389	12:07:32	
8	01:08,351	00:18,196	00:50,155	12:10:44	8	01:07,550	00:18,079	00:49,471	12:08:40	
44 - DALLAKYAN,Daniel					P.Vmax: 1 T. Ideal: 01:07,528					
V. Tiempo	Sector 1	Sector 2	V.Max	Hora	V. Tiempo	Sector 1	Sector 2	V.Max	Hora	
1	START	00:36,240	00:49,740	12:01:31	9	01:07,881	00:18,462	00:49,419	12:09:47	
2	01:08,673	00:18,231	00:50,442	12:02:40	10	01:07,811	00:18,085	00:49,726	12:10:55	
3	01:08,344	00:18,070	00:50,274	12:03:48	700 - PEREZ,Enrique					P.Vmax: 1 T. Ideal: 01:11,396
4	01:09,313	00:18,409	00:50,904	12:04:58	V. Tiempo	Sector 1	Sector 2	V.Max	Hora	
5	01:09,216	00:18,189	00:51,027	12:06:07	1	PIT	12:00:32	
6	PIT	00:18,334	01:12,709	12:07:38	2	01:25,427	00:30,880	00:54,547	12:01:59	
7	01:18,630	00:29,172	00:49,458	12:08:57	3	01:14,863	00:20,057	00:54,806	12:03:14	
8	01:08,089	00:18,242	00:49,847	12:10:05	4	01:13,175	00:19,679	00:53,496	12:04:27	
61 - PERAL,Jan					P.Vmax: 1 T. Ideal: 01:07,060					
V. Tiempo	Sector 1	Sector 2	V.Max	Hora	5	01:14,180	00:20,349	00:53,831	12:05:41	
1	PIT	12:00:36	6	PIT	00:20,077	01:37,636	12:07:39	
2	01:16,764	00:27,043	00:49,721	12:01:53	7	01:23,292	00:31,080	00:52,212	12:09:02	
3	01:07,724	00:18,263	00:49,461	12:03:01	8	01:11,839	00:19,184	00:52,655	12:10:14	
4	01:07,209	00:18,153	00:49,056	12:04:08	701 - VILLA,Pedro J.					P.Vmax: 1 T. Ideal: 01:08,270
5	01:08,850	00:18,390	00:50,460	12:05:17	V. Tiempo	Sector 1	Sector 2	V.Max	Hora	
6	01:07,543	00:18,235	00:49,308	12:06:25	1	START	12:02:44	
7	01:07,518	00:18,140	00:49,378	12:07:32	2	01:09,516	00:18,761	00:50,755	12:03:53	
8	01:07,497	00:18,164	00:49,333	12:08:40	3	01:08,372	00:18,363	00:50,009	12:05:02	
9	01:07,309	00:18,142	00:49,167	12:09:47	4	01:09,352	00:18,261	00:51,091	12:06:11	
10	01:07,107	00:18,004	00:49,103	12:10:54	5	01:09,224	00:18,453	00:50,771	12:07:20	
124 - MORGADO,Pablo					P.Vmax: 1 T. Ideal: 01:08,099					
V. Tiempo	Sector 1	Sector 2	V.Max	Hora	6	01:08,424	00:18,398	00:50,026	12:08:29	
1	PIT	00:37,121	01:51,813	12:02:34	7	01:08,650	00:18,524	00:50,126	12:09:37	
2	01:17,063	00:26,819	00:50,244	12:03:51	8	01:08,404	00:18,384	00:50,020	12:10:46	
3	01:08,127	00:18,383	00:49,744	12:05:00						
4	01:08,392	00:18,355	00:50,037	12:06:08						
5	01:08,612	00:18,375	00:50,237	12:07:17						
6	01:09,013	00:19,084	00:49,929	12:08:26						
7	01:09,160	00:18,679	00:50,481	12:09:35						
8	01:08,430	00:18,363	00:50,067	12:10:43						





V TROFEO Kartódromo L.Guerrero

17 - 18 Junio 2017

Length: 1428 metros

Results

Tanda 4

ALEVIN

Pos.	N.	Driver	Team	Car	Nat.	Best Lap	iL	Laps	Gap	Interval	Speed	Cat.	Ne.
1	20	FLUXA, Lucas J.	PRAGA ESP.	Praga-lame P.	MAL	01:06,212	7	8			77,64	AL	
2	61	PERAL, Jan	MARLONKART	Tonykart-lame	CAS	01:06,515	5	5	00:00,303	00:00,303	77,29	AL	
3	4	BARIEL, Diego	F.BARIEL	CRG-lame Puma	CAS	01:07,311	9	9	00:01,099	00:00,796	76,37	AL	
4	18	CARRIÓ, Sion	E.MALLORCA	CRG-lame Puma	MAL	01:07,415	9	10	00:01,203	00:00,104	76,26	AL	
5	5	RAMON, Valentín	E.RIERA	CRG-lame Puma	VLC	01:07,425	4	9	00:01,213	00:00,010	76,24	AL	
6	21	ROLDOS, Juan M.	J.ROLDOS	CRG-lame Puma	VLC	01:07,558	8	10	00:01,346	00:00,133	76,09	AL	
7	7	HURTADO, Alberto	BRT RT	Tonykart-lame	MA	01:07,592	8	8	00:01,380	00:00,034	76,06	AL	
8	124	MORGADO, Pablo	JD.MORGADO	CRG-lame Puma	HUE	01:07,593	3	8	00:01,381	00:00,001	76,06	AL	
9	111	CLAEYS, Oliver	V.CLAEYS	FA-lame Puma	ALI	01:07,645	9	9	00:01,433	00:00,052	76	AL	
10	44	DALLAKYAN, Daniel	E.DALLAKYAN	OK1-lame Puma	VLC	01:07,799	4	9	00:01,587	00:00,154	75,82	AL	
11	666	SPEAKMAN, Cruz	S.WILKES	Birel-lame Pum	VLC	01:07,852	4	9	00:01,640	00:00,053	75,76	AL	
12	8	DEL PINO, Bruno	UNOMATRICULA	Tonykart-lame	BCN	01:07,990	5	9	00:01,778	00:00,138	75,61	AL	
13	3	MARTINEZ, Mario	M.COSTA	FK-lame Puma	MUR	01:08,051	8	10	00:01,839	00:00,061	75,54	AL	
14	701	VILLA, Pedro J.			ESP	01:08,120	8	9	00:01,908	00:00,069	75,47	TA	
15	161	OLIVER, Miguel	M.OLIVER Sr	CRG-lame Puma	VLC	01:08,143	6	10	00:01,931	00:00,023	75,44	AL	
16	19	SORNOSA, Onofre	O.SORNOSA	Tonykart-lame	VLC	01:08,170	3	8	00:01,958	00:00,027	75,41	AL	
17	43	ALBIÑANA, Carles	J.M.ALBIÑANA	OK1-lame Puma	VLC	01:08,344	8	8	00:02,132	00:00,174	75,22	AL	
18	6	MARTINEZ, Raúl	AC Castellón	Tonykart-lame	SUI	01:08,460	5	10	00:02,248	00:00,116	75,09	AL	
19	2	PEREZ, Sandro	MARLONKART	Tonykart-lame	ALI	01:08,616	4	8	00:02,404	00:00,156	74,92	AL	
20	700	PEREZ, Enrique			ESP	01:11,294	3	10	00:05,082	00:02,678	72,11	TA	

Circuito Lucas Guerrero

Final Official

Provisional Official

Length: 1428 m. Hour: 13:15

Stewards:

Hour:

C.of the Course:

Hour:

C.Timekeeper:

Hour: 13:27:07



CROHOCIRCUIT: oscar.gutierrez@circuitvalencia.com



Circuito Lucas Guerrero

V TROFEO Kartódromo L.Guerrero

VUELTA A VUELTA SECTORES Tanda 4 ALEVIN

2 - PEREZ,Sandro					P.Vmax: 1	T. Ideal: 01:08,524	7 - HURTADO,Alberto					P.Vmax: 1	T. Ideal: 01:07,592
V. Tiempo	Sector 1	Sector 2	V.Max	Hora			V. Tiempo	Sector 1	Sector 2	V.Max	Hora		
1	PIT	...		13:15:41			1	PIT	...		13:15:39		
2	01:16,694	00:25,653 00:51,041		13:16:59			2	PIT	00:26,204 01:28,796		13:17:35		
3	01:09,153	00:18,908 00:50,245		13:18:08			3	01:36,001	00:31,302 01:04,699		13:19:11		
4	01:08,616	00:18,727 00:49,889		13:19:16			4	01:11,592	00:21,381 00:50,211		13:20:23		
5	01:09,298	00:18,803 00:50,495		13:20:26			5	01:08,429	00:19,066 00:49,363		13:21:31		
6	01:08,950	00:18,635 00:50,315		13:21:35			6	01:08,965	00:18,777 00:50,188		13:22:40		
7	01:09,368	00:19,068 00:50,300		13:22:44			7	01:08,245	00:18,927 00:49,318		13:23:48		
8	01:11,139	00:18,802 00:52,337		13:23:55			8	01:07,592	00:18,434 00:49,158		13:24:56		
3 - MARTINEZ,Mario					P.Vmax: 1	T. Ideal: 01:08,004	8 - DEL PINO,Bruno					P.Vmax: 1	T. Ideal: 01:07,891
V. Tiempo	Sector 1	Sector 2	V.Max	Hora			V. Tiempo	Sector 1	Sector 2	V.Max	Hora		
1	PIT	...		13:15:23			1	PIT	...		13:15:36		
2	01:18,017	00:28,053 00:49,964		13:16:42			2	01:20,204	00:27,843 00:52,361		13:16:57		
3	01:09,331	00:19,013 00:50,318		13:17:52			3	01:10,195	00:19,480 00:50,715		13:18:07		
4	01:09,370	00:18,970 00:50,400		13:19:01			4	01:08,793	00:18,864 00:49,929		13:19:16		
5	01:08,256	00:19,050 00:49,206		13:20:09			5	01:07,990	00:18,710 00:49,280		13:20:24		
6	01:08,196	00:19,013 00:49,183		13:21:17			6	01:08,168	00:18,828 00:49,340		13:21:32		
7	01:08,437	00:19,092 00:49,345		13:22:26			7	01:08,655	00:18,659 00:49,996		13:22:41		
8	01:08,051	00:18,885 00:49,166		13:23:34			8	PIT	00:18,860 01:09,308		13:24:09		
9	01:08,114	00:18,838 00:49,276		13:24:42			9	01:15,550	00:26,318 00:49,232		13:25:24		
10	01:08,353	00:18,967 00:49,386		13:25:50									
4 - BARIEL,Diego					P.Vmax: 1	T. Ideal: 01:07,161	18 - CARRIÓ,Sion					P.Vmax: 1	T. Ideal: 01:07,278
V. Tiempo	Sector 1	Sector 2	V.Max	Hora			V. Tiempo	Sector 1	Sector 2	V.Max	Hora		
1	PIT	...		13:15:41			1	PIT	...		13:15:34		
2	01:15,808	00:25,666 00:50,142		13:16:57			2	01:20,521	00:29,250 00:51,271		13:16:55		
3	01:08,525	00:18,588 00:49,937		13:18:06			3	01:10,913	00:18,599 00:52,314		13:18:06		
4	01:07,480	00:18,282 00:49,198		13:19:13			4	01:07,810	00:18,350 00:49,460		13:19:14		
5	01:07,849	00:18,728 00:49,121		13:20:21			5	01:09,505	00:18,771 00:50,734		13:20:24		
6	01:07,499	00:18,334 00:49,165		13:21:29			6	01:07,759	00:18,831 00:48,928		13:21:31		
7	PIT	00:18,518 01:51,955		13:23:39			7	01:08,399	00:18,890 00:49,509		13:22:40		
8	01:17,604	00:28,725 00:48,879		13:24:57			8	01:07,690	00:18,537 00:49,153		13:23:48		
9	01:07,311	00:18,407 00:48,904		13:26:04			9	01:07,415	00:18,474 00:48,941		13:24:55		
							10	01:08,009	00:18,487 00:49,522		13:26:03		
5 - RAMON,Valentin					P.Vmax: 1	T. Ideal: 01:07,425	19 - SORNOSA,Onofre					P.Vmax: 1	T. Ideal: 01:07,831
V. Tiempo	Sector 1	Sector 2	V.Max	Hora			V. Tiempo	Sector 1	Sector 2	V.Max	Hora		
1	PIT	...		13:15:09			1	PIT	...		13:15:40		
2	01:19,181	00:27,085 00:52,096		13:16:29			2	01:16,118	00:25,550 00:50,568		13:16:57		
3	01:08,029	00:18,659 00:49,370		13:17:37			3	01:08,170	00:18,545 00:49,625		13:18:05		
4	01:07,425	00:18,594 00:48,831		13:18:45			4	01:08,555	00:18,624 00:49,931		13:19:14		
5	01:08,244	00:18,809 00:49,435		13:19:53			5	PIT	00:18,688 01:55,634		13:21:28		
6	01:08,930	00:18,881 00:50,049		13:21:02			6	01:17,346	00:28,060 00:49,286		13:22:46		
7	01:09,432	00:19,314 00:50,118		13:22:11			7	01:08,473	00:18,725 00:49,748		13:23:54		
8	01:08,773	00:19,049 00:49,724		13:23:20			8	PIT	00:18,675 01:28,021		13:25:41		
9	PIT	00:18,656 01:23,044		13:25:02									
6 - MARTINEZ,Raúl					P.Vmax: 1	T. Ideal: 01:08,460	20 - FLUXA,Lucas J.					P.Vmax: 1	T. Ideal: 01:06,162
V. Tiempo	Sector 1	Sector 2	V.Max	Hora			V. Tiempo	Sector 1	Sector 2	V.Max	Hora		
1	PIT	...		13:15:22			1	PIT	...		13:16:10		
2	01:19,587	00:28,650 00:50,937		13:16:42			2	01:15,320	00:27,107 00:48,213		13:17:25		
3	01:16,504	00:19,046 00:57,458		13:17:58			3	01:06,529	00:18,362 00:48,167		13:18:32		
4	01:10,286	00:19,693 00:50,593		13:19:09			4	01:06,248	00:18,253 00:47,995		13:19:38		
5	01:08,460	00:18,861 00:49,599		13:20:17			5	01:06,249	00:18,191 00:48,058		13:20:44		
6	01:09,385	00:19,421 00:49,964		13:21:27			6	01:06,409	00:18,231 00:48,178		13:21:51		
7	01:09,859	00:19,196 00:50,663		13:22:36			7	01:06,212	00:18,167 00:48,045		13:22:57		
8	01:08,922	00:19,075 00:49,847		13:23:45			8	01:06,296	00:18,226 00:48,070		13:24:03		
9	01:08,625	00:18,950 00:49,675		13:24:54									
10	01:08,765	00:19,119 00:49,646		13:26:03									
21 - ROLDOS,Juan M.					P.Vmax: 1	T. Ideal: 01:07,467						P.Vmax: 1	T. Ideal: 01:07,467
V. Tiempo	Sector 1	Sector 2	V.Max	Hora			V. Tiempo	Sector 1	Sector 2	V.Max	Hora		
1	PIT	...		13:15:33			1	PIT	...		13:15:33		






Circuito Lucas Guerrero

V TROFEO Kartódromo L.Guerrero

VUELTA A VUELTA SECTORES Tanda 4 ALEVIN

2	01:21,904	00:30,433	00:51,471	13:16:55	8	01:08,076	00:18,685	00:49,391	13:23:17
3	01:11,311	00:19,058	00:52,253	13:18:07	161 - OLIVER,Miguel P.Vmax: 1 T. Ideal: 01:07,975				
4	01:07,774	00:18,461	00:49,313	13:19:14	V. Tiempo	Sector 1	Sector 2	V.Max	Hora
5	01:09,310	00:19,410	00:49,900	13:20:24	1	PIT	...		13:15:44
6	01:07,921	00:18,573	00:49,348	13:21:32	2	01:16,892	00:26,431	00:50,461	13:17:02
7	01:08,683	00:18,940	00:49,743	13:22:40	3	01:08,522	00:18,798	00:49,724	13:18:10
8	01:07,558	00:18,552	00:49,006	13:23:48	4	01:08,233	00:18,720	00:49,513	13:19:18
9	01:08,421	00:18,622	00:49,799	13:24:56	5	01:08,218	00:18,761	00:49,457	13:20:27
10	01:07,781	00:18,701	00:49,080	13:26:04	6	01:08,143	00:18,518	00:49,625	13:21:35
43 - ALBIÑANA,Carles P.Vmax: 1 T. Ideal: 01:08,307					7	01:09,482	00:19,038	00:50,444	13:22:44
V. Tiempo	Sector 1	Sector 2	V.Max	Hora	8	01:10,522	00:19,031	00:51,491	13:23:55
1	START	00:36,143	00:49,995	13:16:26	9	01:08,377	00:18,679	00:49,698	13:25:03
2	01:09,254	00:18,582	00:50,672	13:17:35	10	01:09,018	00:18,902	00:50,116	13:26:12
3	01:08,749	00:18,828	00:49,921	13:18:44	666 - SPEAKMAN,Cruz P.Vmax: 1 T. Ideal: 01:07,726				
4	01:08,716	00:18,716	00:50,000	13:19:53	V. Tiempo	Sector 1	Sector 2	V.Max	Hora
5	01:09,010	00:18,655	00:50,355	13:21:02	1	PIT	...		13:15:40
6	PIT	00:19,172	02:10,011	13:23:31	2	01:16,479	00:25,987	00:50,492	13:16:57
7	01:18,362	00:28,539	00:49,823	13:24:49	3	01:09,612	00:18,556	00:51,056	13:18:07
8	01:08,344	00:18,619	00:49,725	13:25:58	4	01:07,852	00:18,682	00:49,170	13:19:15
44 - DALLAKYAN,Daniel P.Vmax: 1 T. Ideal: 01:07,615					5	01:08,743	00:18,847	00:49,896	13:20:23
V. Tiempo	Sector 1	Sector 2	V.Max	Hora	6	01:07,975	00:18,649	00:49,326	13:21:31
1	PIT	...		13:15:10	7	01:12,529	00:18,807	00:53,722	13:22:44
2	01:18,143	00:27,878	00:50,265	13:16:29	8	PIT	00:19,281	01:33,091	13:24:36
3	01:08,025	00:18,825	00:49,200	13:17:37	9	01:15,885	00:26,001	00:49,884	13:25:52
4	01:07,799	00:18,794	00:49,005	13:18:45	700 - PEREZ,Enrique P.Vmax: 1 T. Ideal: 01:11,223				
5	PIT	00:18,660	01:34,515	13:20:38	V. Tiempo	Sector 1	Sector 2	V.Max	Hora
6	01:18,954	00:29,537	00:49,417	13:21:57	1	PIT	...		13:15:16
7	01:08,326	00:18,840	00:49,486	13:23:06	2	01:22,233	00:28,821	00:53,412	13:16:39
8	01:08,513	00:18,740	00:49,773	13:24:14	3	01:11,294	00:19,324	00:51,970	13:17:51
9	01:08,141	00:18,610	00:49,531	13:25:22	4	01:11,830	00:19,529	00:52,301	13:19:03
61 - PERAL,Jan P.Vmax: 1 T. Ideal: 01:06,351					5	01:11,762	00:19,474	00:52,288	13:20:14
V. Tiempo	Sector 1	Sector 2	V.Max	Hora	6	01:11,532	00:19,548	00:51,984	13:21:26
1	PIT	...		13:21:27	7	01:11,402	00:19,503	00:51,899	13:22:37
2	01:17,361	00:28,831	00:48,530	13:22:45	8	01:12,155	00:19,533	00:52,622	13:23:49
3	01:06,722	00:18,351	00:48,371	13:23:51	9	01:11,725	00:19,406	00:52,319	13:25:01
4	01:06,517	00:18,078	00:48,439	13:24:58	10	01:11,667	00:19,569	00:52,098	13:26:13
5	01:06,515	00:18,242	00:48,273	13:26:04	701 - VILLA,Pedro J. P.Vmax: 1 T. Ideal: 01:07,958				
111 - CLAEYS,Oliver P.Vmax: 1 T. Ideal: 01:07,645					V. Tiempo	Sector 1	Sector 2	V.Max	Hora
V. Tiempo	Sector 1	Sector 2	V.Max	Hora	1	START	00:34,283	00:51,793	13:16:26
1	PIT	...		13:15:13	2	01:09,216	00:18,912	00:50,304	13:17:35
2	PIT	00:28,934	02:00,129	13:17:43	3	01:09,262	00:19,044	00:50,218	13:18:44
3	01:20,660	00:31,019	00:49,641	13:19:03	4	01:08,152	00:18,486	00:49,666	13:19:53
4	01:10,000	00:19,036	00:50,964	13:20:13	5	01:09,076	00:18,976	00:50,100	13:21:02
5	01:08,428	00:18,716	00:49,712	13:21:22	6	01:08,528	00:18,929	00:49,599	13:22:10
6	01:08,242	00:18,720	00:49,522	13:22:30	7	01:08,183	00:18,711	00:49,472	13:23:18
7	01:08,287	00:18,715	00:49,572	13:23:38	8	01:08,120	00:18,569	00:49,551	13:24:26
8	01:08,232	00:18,589	00:49,643	13:24:46	9	01:08,553	00:18,759	00:49,794	13:25:35
9	01:07,645	00:18,561	00:49,084	13:25:54	124 - MORGADO,Pablo P.Vmax: 1 T. Ideal: 01:07,593				
124 - MORGADO,Pablo P.Vmax: 1 T. Ideal: 01:07,593					V. Tiempo	Sector 1	Sector 2	V.Max	Hora
V. Tiempo	Sector 1	Sector 2	V.Max	Hora	1	PIT	...		13:15:11
1	PIT	...		13:15:11	2	01:17,329	00:27,196	00:50,133	13:16:29
2	01:17,329	00:27,196	00:50,133	13:16:29	3	01:07,593	00:18,578	00:49,015	13:17:37
3	01:07,593	00:18,578	00:49,015	13:17:37	4	01:07,963	00:18,618	00:49,345	13:18:45
4	01:07,963	00:18,618	00:49,345	13:18:45	5	01:08,113	00:18,812	00:49,301	13:19:53
5	01:08,113	00:18,812	00:49,301	13:19:53	6	01:08,039	00:18,590	00:49,449	13:21:01
6	01:08,039	00:18,590	00:49,449	13:21:01	7	01:08,448	00:18,738	00:49,710	13:22:09
7	01:08,448	00:18,738	00:49,710	13:22:09					





V TROFEO Kartódromo L.Guerrero

17 - 18 Junio 2017

Length: 1428 metros

Results

Tanda 5

ALEVIN

Pos.	N.	Driver	Team	Car	Nat.	Best Lap	iL	Laps	Gap	Interval	Speed	Cat.	Ne.
1	61	PERAL,Jan	MARLONKART	Tonykart-lame	CAS	01:06,205	3	13			77,65	AL	
2	19	SORNOSA,Onofre	O.SORNOSA	Tonykart-lame	VLC	01:06,373	3	12	00:00,168	00:00,168	77,45	AL	
3	20	FLUXA,Lucas J.	PRAGA ESP.	Praga-lame P.	MAL	01:06,474	3	13	00:00,269	00:00,101	77,34	AL	
4	8	DEL PINO,Bruno	UNOMATRICULA	Tonykart-lame	BCN	01:06,608	3	11	00:00,403	00:00,134	77,18	AL	
5	666	SPEAKMAN,Cruz	S.WILKES	Birel-lame Pum	VLC	01:06,914	9	12	00:00,709	00:00,306	76,83	AL	
6	7	HURTADO,Alberto	BRT RT	Tonykart-lame	MA	01:07,092	7	13	00:00,887	00:00,178	76,62	AL	
7	18	CARRIÓ,Sion	E.MALLORCA	CRG-lame Puma	MAL	01:07,384	4	7	00:01,179	00:00,292	76,29	AL	
8	4	BARIEL,Diego	F.BARIEL	CRG-lame Puma	CAS	01:07,621	8	11	00:01,416	00:00,237	76,02	AL	
9	22	MARTINEZ,Abraham	AC EJIDO	FA-lame Puma	ALM	01:07,667	6	13	00:01,462	00:00,046	75,97	AL	
10	44	DALLAKYAN,Daniel	E.DALLAKYAN	OK1-lame Puma	VLC	01:07,671	2	7	00:01,466	00:00,004	75,97	AL	
11	43	ALBIÑANA,Carles	J.M.ALBIÑANA	OK1-lame Puma	VLC	01:07,683	2	8	00:01,478	00:00,012	75,95	AL	
12	3	MARTINEZ,Mario	M.COSTA	FK-lame Puma	MUR	01:07,840	4	14	00:01,635	00:00,157	75,78	AL	
13	124	MORGADO,Pablo	JD.MORGADO	CRG-lame Puma	HUE	01:07,863	3	8	00:01,658	00:00,023	75,75	AL	
14	2	PEREZ,Sandro	MARLONKART	Tonykart-lame	ALI	01:08,155	8	11	00:01,950	00:00,292	75,43	AL	
15	111	CLAEYS,Oliver	V.CLAEYS	FA-lame Puma	ALI	01:08,377	3	3	00:02,172	00:00,222	75,18	AL	
16	5	RAMON,Valentín	E.RIERA	CRG-lame Puma	VLC	01:08,406	6	11	00:02,201	00:00,029	75,15	AL	
17	6	MARTINEZ,Raúl	AC Castellón	Tonykart-lame	SUI	01:08,543	7	13	00:02,338	00:00,137	75	AL	
18	701	VILLA,Pedro J.			ESP	01:08,554	7	11	00:02,349	00:00,011	74,99	TA	
19	161	OLIVER,Miguel	M.OLIVER Sr	CRG-lame Puma	VLC	01:08,747	9	11	00:02,542	00:00,193	74,78	AL	

Circuito Lucas Guerrero

Final Official

Provisional Official

Length: 1428 m. Hour: 14:50

Stewards:

Hour:

C.of the Course:

Hour:

C.Timekeeper:

Hour: 15:07:00



CROHOCIRCUIT: oscar.gutierrez@circuitvalencia.com



Circuito Lucas Guerrero

V TROFEO Kartódromo L.Guerrero**VUELTA A VUELTA SECTORES Tanda 5 ALEVIN**

2 - PEREZ,Sandro					P.Vmax: 1	T. Ideal: 01:08,104
V. Tiempo	Sector 1	Sector 2	V.Max	Hora		
1	START	00:31,119	00:50,126		14:51:23	
2	PIT	00:18,532	03:16,118		14:54:57	
3	01:24,980	00:31,409	00:53,571		14:56:22	
4	01:09,436	00:19,601	00:49,835		14:57:32	
5	01:08,242	00:18,599	00:49,643		14:58:40	
6	01:09,138	00:18,542	00:50,596		14:59:49	
7	01:08,359	00:18,533	00:49,826		15:00:57	
8	01:08,155	00:18,583	00:49,572		15:02:06	
9	01:08,604	00:18,577	00:50,027		15:03:14	
10	01:09,335	00:18,939	00:50,396		15:04:24	
11	01:08,667	00:18,655	00:50,012		15:05:32	

3 - MARTINEZ,Mario					P.Vmax: 1	T. Ideal: 01:07,650
V. Tiempo	Sector 1	Sector 2	V.Max	Hora		
1	PIT	...		14:50:26		
2	01:16,786	00:26,388	00:50,398		14:51:43	
3	01:08,495	00:18,837	00:49,658		14:52:52	
4	01:07,840	00:18,777	00:49,063		14:54:00	
5	01:09,833	00:18,704	00:51,129		14:55:09	
6	01:09,558	00:19,567	00:49,991		14:56:19	
7	01:07,956	00:18,587	00:49,369		14:57:27	
8	01:08,666	00:18,971	00:49,695		14:58:36	
9	01:08,249	00:18,710	00:49,539		14:59:44	
10	01:07,943	00:18,685	00:49,258		15:00:52	
11	01:19,325	00:18,687	01:00,638		15:02:11	
12	01:08,074	00:18,745	00:49,329		15:03:19	
13	01:08,460	00:18,761	00:49,699		15:04:28	
14	01:08,148	00:18,676	00:49,472		15:05:36	

4 - BARIEL,Diego					P.Vmax: 1	T. Ideal: 01:07,590
V. Tiempo	Sector 1	Sector 2	V.Max	Hora		
1	PIT	...		14:53:47		
2	01:28,412	00:37,876	00:50,536		14:55:16	
3	01:08,111	00:18,667	00:49,444		14:56:24	
4	01:08,084	00:18,634	00:49,450		14:57:32	
5	01:08,202	00:18,642	00:49,560		14:58:40	
6	01:08,710	00:18,642	00:50,068		14:59:49	
7	01:07,961	00:18,475	00:49,486		15:00:57	
8	01:07,621	00:18,475	00:49,146		15:02:04	
9	01:07,842	00:18,444	00:49,398		15:03:12	
10	01:07,886	00:18,495	00:49,391		15:04:20	
11	01:07,870	00:18,476	00:49,394		15:05:28	

5 - RAMON,Valentín					P.Vmax: 1	T. Ideal: 01:08,260
V. Tiempo	Sector 1	Sector 2	V.Max	Hora		
1	PIT	...		14:50:22		
2	01:16,814	00:25,333	00:51,481		14:51:39	
3	01:09,907	00:18,810	00:51,097		14:52:49	
4	01:08,915	00:19,084	00:49,831		14:53:58	
5	01:09,251	00:18,756	00:50,495		14:55:08	
6	01:08,406	00:18,902	00:49,504		14:56:16	
7	PIT	00:19,062	04:15,390		15:00:50	
8	01:25,148	00:33,225	00:51,923		15:02:16	
9	01:09,175	00:18,937	00:50,238		15:03:25	
10	01:09,095	00:19,010	00:50,085		15:04:34	
11	01:09,181	00:18,765	00:50,416		15:05:43	

6 - MARTINEZ,Raúl					P.Vmax: 1	T. Ideal: 01:08,344
V. Tiempo	Sector 1	Sector 2	V.Max	Hora		
1	START	00:34,600	00:53,152		14:51:29	
2	01:12,187	00:19,513	00:52,674		14:52:41	
3	01:10,006	00:18,830	00:51,176		14:53:51	
4	01:10,825	00:19,236	00:51,589		14:55:02	
5	01:09,041	00:19,323	00:49,718		14:56:11	
6	01:09,863	00:19,799	00:50,064		14:57:21	
7	01:08,543	00:18,712	00:49,831		14:58:30	
8	01:08,937	00:18,738	00:50,199		14:59:39	
9	01:09,024	00:19,012	00:50,012		15:00:48	
10	01:09,995	00:19,100	00:50,895		15:01:58	
11	01:09,537	00:19,228	00:50,309		15:03:07	
12	01:08,597	00:18,626	00:49,971		15:04:16	
13	01:09,277	00:18,748	00:50,529		15:05:25	

7 - HURTADO,Alberto					P.Vmax: 1	T. Ideal: 01:07,082
V. Tiempo	Sector 1	Sector 2	V.Max	Hora		
1	PIT	...		14:50:52		
2	01:15,891	00:25,717	00:50,174		14:52:09	
3	01:07,750	00:18,373	00:49,377		14:53:17	
4	01:07,941	00:18,761	00:49,180		14:54:25	
5	01:07,908	00:18,389	00:49,519		14:55:32	
6	01:07,367	00:18,447	00:48,920		14:56:40	
7	01:07,092	00:18,371	00:48,721		14:57:47	
8	01:07,289	00:18,399	00:48,890		14:58:54	
9	01:07,571	00:18,361	00:49,210		15:00:02	
10	01:07,352	00:18,373	00:48,979		15:01:09	
11	PIT	00:18,480	01:28,362		15:02:56	
12	01:18,331	00:26,373	00:51,958		15:04:14	
13	01:07,547	00:18,440	00:49,107		15:05:22	

8 - DEL PINO,Bruno					P.Vmax: 1	T. Ideal: 01:06,303
V. Tiempo	Sector 1	Sector 2	V.Max	Hora		
1	PIT	...		14:51:39		
2	01:15,920	00:27,161	00:48,759		14:52:55	
3	01:06,608	00:18,454	00:48,154		14:54:01	
4	01:07,738	00:18,149	00:49,589		14:55:09	
5	01:12,566	00:23,397	00:49,169		14:56:21	
6	01:17,659	00:25,582	00:52,077		14:57:39	
7	01:07,121	00:18,511	00:48,610		14:58:46	
8	01:07,143	00:18,360	00:48,783		14:59:53	
9	01:07,430	00:18,372	00:49,058		15:01:01	
10	01:06,916	00:18,429	00:48,487		15:02:08	
11	01:07,571	00:18,510	00:49,061		15:03:15	

18 - CARRIÓ,Sion					P.Vmax: 1	T. Ideal: 01:07,330
V. Tiempo	Sector 1	Sector 2	V.Max	Hora		
1	PIT	...		14:58:40		
2	01:22,339	00:30,259	00:52,080		15:00:02	
3	01:07,633	00:18,636	00:48,997		15:01:10	
4	01:07,384	00:18,386	00:48,998		15:02:17	
5	01:07,508	00:18,333	00:49,175		15:03:25	
6	01:08,255	00:18,572	00:49,683		15:04:33	
7	01:09,281	00:19,883	00:49,398		15:05:42	

19 - SORNOSA,Onofre					P.Vmax: 1	T. Ideal: 01:06,333
V. Tiempo	Sector 1	Sector 2	V.Max	Hora		
1	PIT	...		14:51:08		
2	01:45,835	00:39,764	01:06,071		14:52:54	
3	01:06,373	00:18,239	00:48,134		14:54:01	
4	01:07,897	00:18,199	00:49,698		14:55:09	
5	01:12,623	00:20,773	00:51,850		14:56:21	





Circuito Lucas Guerrero

V TROFEO Kartódromo L. Guerrero

VUELTA A VUELTA SECTORES Tanda 5 ALEVIN

					61 - PERAL,Jan		P.Vmax: 1	T. Ideal: 01:06,159			
V. Tiempo	Sector 1	Sector 2	V.Max	Hora	V. Tiempo	Sector 1	Sector 2	V.Max	Hora		
6	01:09,062	00:19,738	00:49,324	14:57:30	1	PIT	...		14:51:18		
7	01:07,183	00:18,351	00:48,832	14:58:38	2	01:37,839	00:31,754	01:06,085	14:52:56		
8	01:07,668	00:18,371	00:49,297	14:59:45	3	01:06,205	00:18,138	00:48,067	14:54:02		
9	01:06,855	00:18,275	00:48,580	15:00:52	4	01:07,436	00:18,092	00:49,344	14:55:10		
10	PIT	00:18,688	01:47,064	15:02:58	5	01:12,425	00:20,102	00:52,323	14:56:22		
11	01:16,921	00:25,209	00:51,712	15:04:15	6	01:08,247	00:19,138	00:49,109	14:57:30		
12	01:07,760	00:18,462	00:49,298	15:05:22	7	01:07,520	00:18,362	00:49,158	14:58:38		
20 - FLUXA, Lucas J.					111 - CLAEYS, Oliver		P.Vmax: 1	T. Ideal: 01:08,377			
P.Vmax: 1 T. Ideal: 01:06,422					P.Vmax: 1 T. Ideal: 01:07,769						
V. Tiempo	Sector 1	Sector 2	V.Max	Hora	V. Tiempo	Sector 1	Sector 2	V.Max	Hora		
1	PIT	...		14:51:33	1	PIT	...		14:50:39		
2	01:21,271	00:32,009	00:49,262	14:52:54	2	01:22,626	00:31,992	00:50,634	14:52:03		
3	01:06,474	00:18,167	00:48,307	14:54:00	3	01:08,377	00:18,788	00:49,589	14:53:11		
4	01:08,182	00:18,283	00:49,899	14:55:08	124 - MORGADO, Pablo					P.Vmax: 1	T. Ideal: 01:07,769
5	01:12,735	00:22,431	00:50,304	14:56:21	P.Vmax: 1 T. Ideal: 01:07,496						
6	01:11,416	00:21,967	00:49,449	14:57:33	P.Vmax: 1 T. Ideal: 01:07,631						
7	01:07,086	00:18,180	00:48,906	14:58:40	P.Vmax: 1 T. Ideal: 01:08,403						
8	01:06,634	00:18,165	00:48,469	14:59:46	P.Vmax: 1 T. Ideal: 01:06,816						
9	01:06,584	00:18,115	00:48,469	15:00:53	P.Vmax: 1 T. Ideal: 01:06,816						
10	01:07,537	00:18,153	00:49,384	15:02:00	P.Vmax: 1 T. Ideal: 01:06,816						
11	01:06,868	00:18,308	00:48,560	15:03:07	P.Vmax: 1 T. Ideal: 01:06,816						
12	01:07,728	00:18,576	00:49,152	15:04:15	P.Vmax: 1 T. Ideal: 01:06,816						
13	01:06,937	00:18,213	00:48,724	15:05:22	P.Vmax: 1 T. Ideal: 01:06,816						
22 - MARTINEZ, Abraham					161 - OLIVER, Miguel						
P.Vmax: 1 T. Ideal: 01:07,496					P.Vmax: 1 T. Ideal: 01:08,403						
V. Tiempo	Sector 1	Sector 2	V.Max	Hora	V. Tiempo	Sector 1	Sector 2	V.Max	Hora		
1	PIT	00:34,058	01:20,551	14:51:56	1	PIT	...		14:53:45		
2	01:17,058	00:27,914	00:49,144	14:53:13	2	01:21,497	00:30,426	00:51,071	14:55:06		
3	01:07,732	00:18,635	00:49,097	14:54:21	3	01:09,445	00:19,186	00:50,259	14:56:16		
4	01:08,273	00:18,691	00:49,582	14:55:29	4	01:08,836	00:19,137	00:49,699	14:57:24		
5	01:07,907	00:18,709	00:49,198	14:56:37	5	01:08,914	00:18,836	00:50,078	14:58:33		
6	01:07,667	00:18,585	00:49,082	14:57:45	6	01:08,903	00:18,704	00:50,199	14:59:42		
7	01:08,009	00:18,569	00:49,440	14:58:53	7	01:08,878	00:18,855	00:50,023	15:00:51		
8	01:07,940	00:18,476	00:49,464	15:00:01	8	01:09,236	00:18,970	00:50,266	15:02:00		
9	01:08,413	00:18,644	00:49,769	15:01:09	9	01:08,747	00:18,728	00:50,019	15:03:09		
10	01:08,031	00:18,414	00:49,617	15:02:17	10	01:09,216	00:18,845	00:50,371	15:04:18		
11	01:07,779	00:18,418	00:49,361	15:03:25	11	01:08,845	00:18,855	00:49,990	15:05:27		
12	01:08,064	00:18,568	00:49,496	15:04:33	666 - SPEAKMAN, Cruz					P.Vmax: 1	T. Ideal: 01:06,816
13	01:07,879	00:18,447	00:49,432	15:05:41	P.Vmax: 1 T. Ideal: 01:06,816						
43 - ALBIÑANA, Carles					44 - DALLAKYAN, Daniel						
P.Vmax: 1 T. Ideal: 01:07,631					P.Vmax: 1 T. Ideal: 01:07,569						
V. Tiempo	Sector 1	Sector 2	V.Max	Hora	V. Tiempo	Sector 1	Sector 2	V.Max	Hora		
1	START	00:31,005	00:49,813	14:51:22	1	PIT	...		14:53:09		
2	01:07,683	00:18,505	00:49,178	14:52:30	2	01:15,859	00:26,550	00:49,309	14:54:25		
3	01:07,815	00:18,453	00:49,362	14:53:38	3	01:07,346	00:18,364	00:48,982	14:55:32		
4	01:08,588	00:18,490	00:50,098	14:54:46	4	01:07,390	00:18,400	00:48,990	14:56:40		
5	01:08,089	00:18,553	00:49,536	14:55:54	5	01:07,041	00:18,241	00:48,800	14:57:47		
6	01:07,937	00:18,454	00:49,483	14:57:02	6	01:07,159	00:18,267	00:48,892	14:58:54		
7	01:08,014	00:18,497	00:49,517	14:58:10	7	01:07,502	00:18,328	00:49,174	15:00:01		
8	01:08,075	00:18,462	00:49,613	14:59:18	8	01:07,310	00:18,379	00:48,931	15:01:09		
44 - DALLAKYAN, Daniel					90 - avinó-studios						
P.Vmax: 1 T. Ideal: 01:07,569					CIRCUIT RICARDO TORMO						
V. Tiempo	Sector 1	Sector 2	V.Max	Hora	CROHOCIRCUIT: oscar.gutierrez@circuitvalencia.com						
1	START	00:29,145	00:49,350	14:51:20	Master Timing, Sport Timing Systems, www.mastertiming.es www.cronoline.es by Eventronic www.eventronic.es 19FJAP63						
2	01:07,671	00:18,568	00:49,103	14:52:28	Pag. 2						
3	01:08,064	00:18,519	00:49,545	14:53:36							
4	01:08,541	00:18,571	00:49,970	14:54:44							
5	01:08,322	00:18,586	00:49,736	14:55:52							
6	01:08,005	00:18,466	00:49,539	14:57:00							
7	01:08,037	00:18,518	00:49,519	14:58:09							





Circuito Lucas Guerrero


V TROFEO Kartódromo L. Guerrero

VUELTA A VUELTA SECTORES Tanda 5 ALEVIN

701 - VILLA, Pedro J.		P.Vmax: 1		T. Ideal: 01:08,233	
V.	Tiempo	Sector 1	Sector 2	V.Max	Hora
1	PIT		...		14:50:23
2	01:16,538	00:25,445	00:51,093		14:51:40
3	01:08,753	00:18,909	00:49,844		14:52:49
4	01:08,573	00:18,993	00:49,580		14:53:58
5	01:09,137	00:19,034	00:50,103		14:55:07
6	01:08,843	00:19,288	00:49,555		14:56:16
7	01:08,554	00:18,678	00:49,876		14:57:24
8	PIT	00:18,728	01:50,317		14:59:33
9	01:30,700	00:40,760	00:49,940		15:01:04
10	01:10,822	00:19,783	00:51,039		15:02:15
11	01:08,671	00:18,751	00:49,920		15:03:24



CROHOCIRCUIT: oscar.gutierrez@circuitvalencia.com



V TROFEO Kartódromo Lucas Guerrero

17 - 18 Junio 2017

Length: 1428 metros

Results

Tanda 6

ALEVIN

Pos.	N.	Driver	Team	Car	Nat.	Best Lap	iL	Laps	Gap	Interval	Speed	Cat.	Ne.
1	701	VILLA, Pedro J.			ESP	01:04,988	3	10			79,1	TA	
2	20	FLUXA, Lucas J.	PRAGA ESP.	Praga-lame P.	MAL	01:06,313	9	9	00:01,325	00:01,325	77,52	AL	
3	61	PERAL, Jan	MARLONKART	Tonykart-lame	CAS	01:06,390	3	9	00:01,402	00:00,077	77,43	AL	
4	2	PEREZ, Sandro	MARLONKART	Tonykart-lame	ALI	01:06,427	9	9	00:01,439	00:00,037	77,39	AL	
5	7	HURTADO, Alberto	BRT RT	Tonykart-lame	MA	01:06,708	8	8	00:01,720	00:00,281	77,06	AL	
6	8	DEL PINO, Bruno	UNOMATRICULA	Tonykart-lame	BCN	01:06,967	9	9	00:01,979	00:00,259	76,77	AL	
7	4	BARIEL, Diego	F.BARIEL	CRG-lame Puma	CAS	01:07,068	6	10	00:02,080	00:00,101	76,65	AL	
8	43	ALBIÑANA, Carles	J.M.ALBIÑANA	OK1-lame Puma	VLC	01:07,129	3	9	00:02,141	00:00,061	76,58	AL	
9	18	CARRIÓ, Sion	E.MALLORCA	CRG-lame Puma	MAL	01:07,131	4	10	00:02,143	00:00,002	76,58	AL	
10	22	MARTINEZ, Abraham	AC EJIDO	FA-lame Puma	ALM	01:07,236	3	10	00:02,248	00:00,105	76,46	AL	
11	666	SPEAKMAN, Cruz	S.WILKES	Birel-lame Pum	VLC	01:07,309	6	8	00:02,321	00:00,073	76,38	AL	
12	111	CLAEYS, Oliver	V.CLAEYS	FA-lame Puma	ALI	01:07,453	4	10	00:02,465	00:00,144	76,21	AL	
13	19	SORNOSA, Onofre	O.SORNOSA	Tonykart-lame	VLC	01:07,458	8	9	00:02,470	00:00,005	76,21	AL	
14	161	OLIVER, Miguel	M.OLIVER Sr	CRG-lame Puma	VLC	01:07,487	6	10	00:02,499	00:00,029	76,17	AL	
15	124	MORGADO, Pablo	JD.MORGADO	CRG-lame Puma	HUE	01:07,532	6	7	00:02,544	00:00,045	76,12	AL	
16	21	ROLDOS, Juan M.	J.ROLDOS	CRG-lame Puma	VLC	01:07,561	10	10	00:02,573	00:00,029	76,09	AL	
17	44	DALLAKYAN, Daniel	E.DALLAKYAN	OK1-lame Puma	VLC	01:07,634	9	9	00:02,646	00:00,073	76,01	AL	
18	3	MARTINEZ, Mario	M.COSTA	FK-lame Puma	MUR	01:07,676	7	10	00:02,688	00:00,042	75,96	AL	
19	6	MARTINEZ, Raúl	AC Castellón	Tonykart-lame	SUI	01:07,997	6	9	00:03,009	00:00,321	75,6	AL	
20	5	RAMON, Valentín	E.RIERA	CRG-lame Puma	VLC	01:08,775	9	10	00:03,787	00:00,778	74,75	AL	
21	700	PEREZ, Enrique			ESP	01:11,419	8	9	00:06,431	00:02,644	71,98	TA	

Circuito Lucas Guerrero

Final Official

Provisional Official

Length: 1428 m. Hour: 16:24

Stewards:

Hour:

C.of the Course:

Hour:

C.Timekeeper:

Hour: 16:37:14



CROHOCIRCUIT: oscar.gutierrez@circuitvalencia.com

**V TROFEO Kartódromo Lucas Guerrero****VUELTA A VUELTA SECTORES Tanda 6 ALEVIN**

2 - PEREZ,Sandro					P.Vmax: 1	T. Ideal: 01:06,427	9 01:08,151 00:19,222 00:48,929 16:35:31						
V. Tiempo	Sector 1	Sector 2	V.Max	Hora	7 - HURTADO,Alberto					P.Vmax: 1	T. Ideal: 01:06,686		
1 PIT	...			16:25:56	1 PIT	...				16:25:56			
2 01:19,631	00:30,438	00:49,193		16:27:16	2 01:20,204	00:29,957	00:50,247			16:27:17			
3 01:06,776	00:18,969	00:47,807		16:28:23	3 01:06,944	00:19,035	00:47,909			16:28:24			
4 01:07,125	00:19,012	00:48,113		16:29:30	4 01:07,001	00:19,028	00:47,973			16:29:31			
5 01:06,877	00:18,907	00:47,970		16:30:37	5 01:06,868	00:18,850	00:48,018			16:30:38			
6 01:07,361	00:18,816	00:48,545		16:31:44	6 01:06,828	00:18,878	00:47,950			16:31:45			
7 01:06,837	00:18,949	00:47,888		16:32:51	7 01:06,954	00:18,858	00:48,096			16:32:52			
8 01:06,499	00:18,787	00:47,712		16:33:58	8 01:06,708	00:18,777	00:47,931			16:33:59			
9 01:06,427	00:18,761	00:47,666		16:35:04									
3 - MARTINEZ,Mario					P.Vmax: 1	T. Ideal: 01:07,589	8 - DEL PINO,Bruno					P.Vmax: 1	T. Ideal: 01:06,967
V. Tiempo	Sector 1	Sector 2	V.Max	Hora	V. Tiempo	Sector 1	Sector 2	V.Max	Hora				
1 PIT	...			16:25:32	1 PIT	...			16:26:08				
2 01:18,411	00:27,630	00:50,781		16:26:51	2 01:16,435	00:28,230	00:48,205		16:27:25				
3 01:08,027	00:19,334	00:48,693		16:27:59	3 01:07,645	00:19,155	00:48,490		16:28:33				
4 01:08,341	00:19,605	00:48,736		16:29:07	4 01:07,312	00:19,083	00:48,229		16:29:40				
5 01:07,968	00:19,367	00:48,601		16:30:15	5 01:07,232	00:19,000	00:48,232		16:30:47				
6 01:07,691	00:19,212	00:48,479		16:31:23	6 01:07,527	00:19,064	00:48,463		16:31:55				
7 01:07,676	00:19,299	00:48,377		16:32:31	7 01:07,187	00:18,908	00:48,279		16:33:02				
8 01:07,998	00:19,372	00:48,626		16:33:39	8 01:07,253	00:18,910	00:48,343		16:34:09				
9 01:08,418	00:19,313	00:49,105		16:34:47	9 01:06,967	00:18,890	00:48,077		16:35:16				
10 01:08,061	00:19,278	00:48,783		16:35:55									
4 - BARIEL,Diego					P.Vmax: 1	T. Ideal: 01:07,020	18 - CARRIÓ,Sion					P.Vmax: 1	T. Ideal: 01:07,092
V. Tiempo	Sector 1	Sector 2	V.Max	Hora	V. Tiempo	Sector 1	Sector 2	V.Max	Hora				
1 PIT	...			16:25:38	1 PIT	...			16:25:40				
2 01:15,509	00:25,988	00:49,521		16:26:54	2 01:15,633	00:25,648	00:49,985		16:26:56				
3 01:07,527	00:18,975	00:48,552		16:28:02	3 01:07,410	00:19,118	00:48,292		16:28:04				
4 01:07,419	00:19,055	00:48,364		16:29:09	4 01:07,131	00:19,060	00:48,071		16:29:11				
5 01:07,215	00:18,914	00:48,301		16:30:17	5 01:08,036	00:19,156	00:48,880		16:30:19				
6 01:07,068	00:18,887	00:48,181		16:31:24	6 01:07,707	00:19,021	00:48,686		16:31:27				
7 01:07,357	00:19,224	00:48,133		16:32:31	7 01:07,510	00:19,075	00:48,435		16:32:34				
8 01:07,760	00:19,202	00:48,558		16:33:39	8 01:08,336	00:19,077	00:49,259		16:33:43				
9 01:07,911	00:19,402	00:48,509		16:34:47	9 01:07,673	00:19,125	00:48,548		16:34:50				
10 01:07,957	00:19,162	00:48,795		16:35:55	10 01:07,601	00:19,139	00:48,462		16:35:58				
5 - RAMON,Valentín					P.Vmax: 1	T. Ideal: 01:08,402	19 - SORNOSA,Onofre					P.Vmax: 1	T. Ideal: 01:07,281
V. Tiempo	Sector 1	Sector 2	V.Max	Hora	V. Tiempo	Sector 1	Sector 2	V.Max	Hora				
1 PIT	...			16:25:24	1 PIT	...			16:25:55				
2 01:18,471	00:26,973	00:51,498		16:26:43	2 01:22,615	00:30,923	00:51,692		16:27:18				
3 01:09,656	00:19,670	00:49,986		16:27:53	3 PIT	00:18,975	01:29,935		16:29:07				
4 01:10,377	00:19,798	00:50,579		16:29:04	4 01:19,336	00:29,643	00:49,693		16:30:26				
5 01:10,112	00:19,777	00:50,335		16:30:14	5 01:08,400	00:19,138	00:49,262		16:31:35				
6 01:09,226	00:19,263	00:49,963		16:31:23	6 01:07,648	00:19,075	00:48,573		16:32:42				
7 01:10,581	00:20,491	00:50,090		16:32:33	7 01:08,493	00:18,832	00:49,661		16:33:51				
8 01:09,902	00:19,674	00:50,228		16:33:43	8 01:07,458	00:19,009	00:48,449		16:34:58				
9 01:08,775	00:19,636	00:49,139		16:34:52	9 01:07,642	00:19,037	00:48,605		16:36:06				
10 01:09,405	00:19,412	00:49,993		16:36:02									
6 - MARTINEZ,Raúl					P.Vmax: 1	T. Ideal: 01:07,956	20 - FLUXA,Lucas J.					P.Vmax: 1	T. Ideal: 01:06,141
V. Tiempo	Sector 1	Sector 2	V.Max	Hora	V. Tiempo	Sector 1	Sector 2	V.Max	Hora				
1 START	00:33,646	00:50,122		16:26:23	1 PIT	...			16:26:00				
2 01:08,244	00:19,247	00:48,997		16:27:31	2 01:16,572	00:28,622	00:47,950		16:27:18				
3 01:08,831	00:19,636	00:49,195		16:28:40	3 01:06,446	00:18,728	00:47,718		16:28:24				
4 01:09,719	00:20,009	00:49,710		16:29:50	4 01:06,640	00:18,918	00:47,722		16:29:31				
5 01:08,285	00:19,302	00:48,983		16:30:58	5 01:06,325	00:18,724	00:47,601		16:30:37				
6 01:07,997	00:19,263	00:48,734		16:32:06	6 01:06,511	00:18,550	00:47,961		16:31:44				
7 01:08,109	00:19,349	00:48,760		16:33:14	7 01:06,857	00:18,838	00:48,019		16:32:51				
8 01:08,382	00:19,558	00:48,824		16:34:22	8 01:06,395	00:18,727	00:47,668		16:33:57				
					9 01:06,313	00:18,722	00:47,591		16:35:04				





Circuito Lucas Guerrero

V TROFEO Kartódromo Lucas Guerrero

VUELTA A VUELTA SECTORES Tanda 6 ALEVIN

21 - ROLDOS, Juan M.					P.Vmax: 1	T. Ideal: 01:07,464	111 - CLAEYS, Oliver					P.Vmax: 1	T. Ideal: 01:07,447
V. Tiempo	Sector 1	Sector 2	V.Max	Hora			V. Tiempo	Sector 1	Sector 2	V.Max	Hora		
1	PIT	...		16:25:36			1	PIT	...		16:25:14		
2	01:18,424	00:26,751	00:51,673	16:26:55			2	01:18,161	00:27,289	00:50,872	16:26:32		
3	01:08,093	00:19,128	00:48,965	16:28:03			3	01:07,816	00:19,326	00:48,490	16:27:40		
4	01:07,739	00:18,939	00:48,800	16:29:11			4	01:07,453	00:19,076	00:48,377	16:28:48		
5	01:07,963	00:19,035	00:48,928	16:30:19			5	01:07,826	00:19,134	00:48,692	16:29:55		
6	01:08,060	00:18,990	00:49,070	16:31:27			6	01:09,185	00:19,110	00:50,075	16:31:05		
7	01:07,854	00:19,283	00:48,571	16:32:35			7	01:07,795	00:19,267	00:48,528	16:32:12		
8	01:08,715	00:18,893	00:49,822	16:33:43			8	01:07,992	00:19,070	00:48,922	16:33:20		
9	01:07,996	00:19,229	00:48,767	16:34:51			9	01:07,687	00:19,191	00:48,496	16:34:28		
10	01:07,561	00:18,967	00:48,594	16:35:59			10	01:07,945	00:19,177	00:48,768	16:35:36		
22 - MARTINEZ, Abraham					P.Vmax: 1	T. Ideal: 01:07,199	124 - MORGADO, Pablo					P.Vmax: 1	T. Ideal: 01:07,409
V. Tiempo	Sector 1	Sector 2	V.Max	Hora			V. Tiempo	Sector 1	Sector 2	V.Max	Hora		
1	PIT	...		16:25:10			1	PIT	...		16:25:43		
2	01:15,862	00:26,397	00:49,465	16:26:26			2	01:15,296	00:25,231	00:50,065	16:26:59		
3	01:07,236	00:19,039	00:48,197	16:27:33			3	01:08,038	00:19,045	00:48,993	16:28:07		
4	01:08,063	00:19,002	00:49,061	16:28:42			4	01:08,032	00:18,846	00:49,186	16:29:15		
5	01:08,759	00:19,017	00:49,742	16:29:50			5	01:07,816	00:18,906	00:48,910	16:30:23		
6	01:07,945	00:19,150	00:48,795	16:30:58			6	01:07,532	00:18,969	00:48,563	16:31:31		
7	01:08,039	00:19,204	00:48,835	16:32:06			7	01:08,638	00:19,584	00:49,054	16:32:39		
8	01:08,115	00:19,230	00:48,885	16:33:14									
9	01:08,232	00:19,415	00:48,817	16:34:23									
10	01:08,446	00:19,250	00:49,196	16:35:31									
43 - ALBIÑANA, Carles					P.Vmax: 1	T. Ideal: 01:07,124	161 - OLIVER, Miguel					P.Vmax: 1	T. Ideal: 01:07,431
V. Tiempo	Sector 1	Sector 2	V.Max	Hora			V. Tiempo	Sector 1	Sector 2	V.Max	Hora		
1	START	00:32,741	00:49,969	16:26:22			1	PIT	...		16:25:44		
2	01:07,533	00:19,045	00:48,488	16:27:29			2	01:17,396	00:26,969	00:50,427	16:27:02		
3	01:07,129	00:18,912	00:48,217	16:28:37			3	01:08,286	00:19,327	00:48,959	16:28:11		
4	01:07,285	00:18,907	00:48,378	16:29:44			4	01:08,473	00:19,346	00:49,127	16:29:19		
5	01:08,487	00:19,026	00:49,461	16:30:52			5	01:08,640	00:19,468	00:49,172	16:30:28		
6	01:09,346	00:20,151	00:49,195	16:32:02			6	01:07,487	00:19,011	00:48,476	16:31:35		
7	01:07,509	00:18,940	00:48,569	16:33:09			7	01:07,949	00:19,209	00:48,740	16:32:43		
8	01:07,761	00:18,967	00:48,794	16:34:17			8	01:08,134	00:18,955	00:49,179	16:33:51		
9	01:07,280	00:19,026	00:48,254	16:35:24			9	01:07,607	00:19,115	00:48,492	16:34:59		
							10	01:07,531	00:18,971	00:48,560	16:36:06		
44 - DALLAKYAN, Daniel					P.Vmax: 1	T. Ideal: 01:07,574	666 - SPEAKMAN, Cruz					P.Vmax: 1	T. Ideal: 01:06,926
V. Tiempo	Sector 1	Sector 2	V.Max	Hora			V. Tiempo	Sector 1	Sector 2	V.Max	Hora		
1	START	00:30,244	00:50,005	16:26:19			1	PIT	...		16:25:57		
2	01:07,756	00:19,122	00:48,634	16:27:27			2	01:18,947	00:29,799	00:49,148	16:27:16		
3	01:07,688	00:19,051	00:48,637	16:28:35			3	01:08,604	00:19,125	00:49,479	16:28:25		
4	01:08,112	00:18,991	00:49,121	16:29:43			4	PIT	00:19,228	01:36,902	16:30:21		
5	01:08,745	00:19,368	00:49,377	16:30:52			5	01:14,136	00:26,027	00:48,109	16:31:35		
6	01:07,992	00:19,174	00:48,818	16:32:00			6	01:07,309	00:18,817	00:48,492	16:32:43		
7	01:08,160	00:18,991	00:49,169	16:33:08			7	01:10,309	00:18,828	00:51,481	16:33:53		
8	01:07,780	00:18,961	00:48,819	16:34:16			8	01:09,289	00:20,419	00:48,870	16:35:02		
9	01:07,634	00:19,021	00:48,613	16:35:23									
61 - PERAL, Jan					P.Vmax: 1	T. Ideal: 01:06,315	700 - PEREZ, Enrique					P.Vmax: 1	T. Ideal: 01:11,419
V. Tiempo	Sector 1	Sector 2	V.Max	Hora			V. Tiempo	Sector 1	Sector 2	V.Max	Hora		
1	PIT	...		16:25:55			1	PIT	...		16:25:11		
2	01:19,222	00:30,871	00:48,351	16:27:15			2	01:20,669	00:26,531	00:54,138	16:26:32		
3	01:06,390	00:18,854	00:47,536	16:28:21			3	PIT	00:20,423	01:31,698	16:28:25		
4	01:06,582	00:18,782	00:47,800	16:29:28			4	01:27,663	00:35,124	00:52,539	16:29:52		
5	01:06,711	00:18,814	00:47,897	16:30:35			5	01:12,335	00:20,295	00:52,040	16:31:05		
6	01:06,722	00:18,779	00:47,943	16:31:41			6	01:12,206	00:20,367	00:51,839	16:32:17		
7	01:06,817	00:18,834	00:47,983	16:32:48			7	01:11,982	00:20,252	00:51,730	16:33:29		
8	01:06,947	00:18,848	00:48,099	16:33:55			8	01:11,419	00:20,247	00:51,172	16:34:40		
9	01:06,619	00:18,851	00:47,768	16:35:02			9	01:12,043	00:20,748	00:51,295	16:35:52		
701 - VILLA, Pedro J.					P.Vmax: 1	T. Ideal: 01:04,759	701 - VILLA, Pedro J.					P.Vmax: 1	T. Ideal: 01:04,759
V. Tiempo	Sector 1	Sector 2	V.Max	Hora			V. Tiempo	Sector 1	Sector 2	V.Max	Hora		
1	PIT	...		16:25:11			1	PIT	...		16:25:11		
2	01:20,669	00:26,531	00:54,138	16:26:32			2	01:20,669	00:26,531	00:54,138	16:26:32		
3	PIT	00:20,423	01:31,698	16:28:25			3	PIT	00:20,423	01:31,698	16:28:25		
4	01:27,663	00:35,124	00:52,539	16:29:52			4	01:27,663	00:35,124	00:52,539	16:29:52		
5	01:12,335	00:20,295	00:52,040	16:31:05			5	01:12,335	00:20,295	00:52,040	16:31:05		
6	01:12,206	00:20,367	00:51,839	16:32:17			6	01:12,206	00:20,367	00:51,839	16:32:17		
7	01:11,982	00:20,252	00:51,730	16:33:29			7	01:11,982	00:20,252	00:51,730	16:33:29		
8	01:11,419	00:20,247	00:51,172	16:34:40			8	01:11,419	00:20,247	00:51,172	16:34:40		
9	01:12,043	00:20,748	00:51,295	16:35:52			9	01:12,043	00:20,748	00:51,295	16:35:52		





Circuito Lucas Guerrero


V TROFEO Kartódromo Lucas Guerrero

VUELTA A VUELTA SECTORES Tanda 6 ALEVIN

1	PIT	...	16:25:15
2	01:13,980	00:26,108 00:47,872	16:26:30
3	01:04,988	00:18,696 00:46,292	16:27:35
4	01:05,674	00:18,485 00:47,189	16:28:40
5	01:05,834	00:18,937 00:46,897	16:29:46
6	01:05,956	00:18,801 00:47,155	16:30:52
7	01:06,971	00:19,227 00:47,744	16:31:59
8	01:05,615	00:18,672 00:46,943	16:33:05
9	01:05,518	00:18,578 00:46,940	16:34:10
10	01:05,692	00:18,467 00:47,225	16:35:16



CRONOCIRCUIT: oscar.gutierrez@circuitvalencia.com



V TROFEO Kartódromo Lucas Guerrero

17 - 18 Junio 2017

Length: 1428 metros

Results

Tanda 7

ALEVIN

Pos.	N.	Driver	Team	Car	Nat.	Best Lap	iL	Laps	Gap	Interval	Speed	Cat.	Ne.
1	701	VILLA, Pedro J.			ESP	01:05,299	5	9			78,73	TA	
2	2	PEREZ, Sandro	MARLONKART	Tonykart-lame	ALI	01:06,454	7	9	00:01,155	00:01,155	77,36	AL	
3	20	FLUXA, Lucas J.	PRAGA ESP.	Praga-lame P.	MAL	01:06,484	6	9	00:01,185	00:00,030	77,32	AL	
4	7	HURTADO, Alberto	BRT RT	Tonykart-lame	MA	01:06,714	8	8	00:01,415	00:00,230	77,06	AL	
5	61	PERAL, Jan	MARLONKART	Tonykart-lame	CAS	01:06,801	5	8	00:01,502	00:00,087	76,96	AL	
6	666	SPEAKMAN, Cruz	S.WILKES	Birel-lame Pum	VLC	01:06,841	5	9	00:01,542	00:00,040	76,91	AL	
7	8	DEL PINO, Bruno	UNOMATRICULA	Tonykart-lame	BCN	01:06,864	8	9	00:01,565	00:00,023	76,88	AL	
8	4	BARIEL, Diego	F.BARIEL	CRG-lame Puma	CAS	01:07,000	7	9	00:01,701	00:00,136	76,73	AL	
9	43	ALBIÑANA, Carles	J.M.ALBIÑANA	OK1-lame Puma	VLC	01:07,006	2	2	00:01,707	00:00,006	76,72	AL	
10	18	CARRIÓ, Sion	E.MALLORCA	CRG-lame Puma	MAL	01:07,197	7	9	00:01,898	00:00,191	76,5	AL	
11	124	MORGADO, Pablo	JD.MORGADO	CRG-lame Puma	HUE	01:07,340	8	8	00:02,041	00:00,143	76,34	AL	
12	3	MARTINEZ, Mario	M.COSTA	FK-lame Puma	MUR	01:07,349	6	9	00:02,050	00:00,009	76,33	AL	
13	44	DALLAKYAN, Daniel	E.DALLAKYAN	OK1-lame Puma	VLC	01:07,500	2	9	00:02,201	00:00,151	76,16	AL	
14	21	ROLDOS, Juan M.	J.ROLDOS	CRG-lame Puma	VLC	01:07,720	5	9	00:02,421	00:00,220	75,91	AL	
15	22	MARTINEZ, Abraham	AC EJIDO	FA-lame Puma	ALM	01:07,740	6	9	00:02,441	00:00,020	75,89	AL	
16	111	CLAEYS, Oliver	V.CLAEYS	FA-lame Puma	ALI	01:07,793	6	9	00:02,494	00:00,053	75,83	AL	
17	5	RAMON, Valentín	E.RIERA	CRG-lame Puma	VLC	01:08,432	7	9	00:03,133	00:00,639	75,12	AL	
18	700	PEREZ, Enrique			ESP	PIT1	1	1				TA	

Circuito Lucas Guerrero

Final Official

Provisional Official

Length: 1428 m. Hour: 17:40

Stewards:

Hour:

C.of the Course:

Hour:

C.Timekeeper:

Hour: 17:52:10



CROHOCIRCUIT: oscar.gutierrez@circuitvalencia.com



V TROFEO Kartódromo Lucas Guerrero

VUELTA A VUELTA SECTORES Tanda 7 ALEVIN

2 - PEREZ,Sandro					P.Vmax: 1	T. Ideal: 01:06,222				
V. Tiempo	Sector 1	Sector 2	V.Max	Hora						
1	PIT	...		17:40:57						
2	01:14,260	00:26,447	00:47,813	17:42:12						
3	01:07,190	00:18,475	00:48,715	17:43:19						
4	01:06,808	00:18,479	00:48,329	17:44:26						
5	01:06,945	00:18,757	00:48,188	17:45:32						
6	01:07,897	00:18,625	00:49,272	17:46:40						
7	01:06,454	00:18,409	00:48,045	17:47:47						
8	01:10,526	00:19,642	00:50,884	17:48:57						
9	01:09,938	00:18,769	00:51,169	17:50:07						

3 - MARTINEZ,Mario					P.Vmax: 1	T. Ideal: 01:07,349				
V. Tiempo	Sector 1	Sector 2	V.Max	Hora						
1	START	00:36,136	00:50,725	17:41:29						
2	01:08,307	00:19,109	00:49,198	17:42:38						
3	01:09,131	00:19,903	00:49,228	17:43:47						
4	01:07,977	00:19,266	00:48,711	17:44:55						
5	01:07,651	00:19,150	00:48,501	17:46:02						
6	01:07,349	00:18,871	00:48,478	17:47:10						
7	01:07,477	00:18,954	00:48,523	17:48:17						
8	01:08,629	00:19,052	00:49,577	17:49:26						
9	01:07,590	00:18,935	00:48,655	17:50:34						

4 - BARIEL,Diego					P.Vmax: 1	T. Ideal: 01:06,820				
V. Tiempo	Sector 1	Sector 2	V.Max	Hora						
1	PIT	...		17:40:51						
2	01:17,381	00:26,127	00:51,254	17:42:09						
3	01:08,360	00:19,957	00:48,403	17:43:18						
4	01:07,592	00:18,736	00:48,856	17:44:25						
5	01:07,666	00:19,074	00:48,592	17:45:33						
6	01:07,656	00:18,604	00:49,052	17:46:40						
7	01:07,000	00:18,784	00:48,216	17:47:47						
8	01:10,003	00:19,091	00:50,912	17:48:57						
9	01:09,619	00:18,958	00:50,661	17:50:07						

5 - RAMON,Valentin					P.Vmax: 1	T. Ideal: 01:07,878				
V. Tiempo	Sector 1	Sector 2	V.Max	Hora						
1	START	00:29,902	00:51,383	17:41:24						
2	01:09,148	00:19,181	00:49,967	17:42:33						
3	01:09,344	00:19,547	00:49,797	17:43:42						
4	01:08,644	00:19,029	00:49,615	17:44:51						
5	01:08,943	00:19,150	00:49,793	17:46:00						
6	01:08,468	00:18,870	00:49,598	17:47:08						
7	01:08,432	00:19,039	00:49,393	17:48:17						
8	01:08,991	00:18,976	00:50,015	17:49:26						
9	01:08,467	00:19,459	00:49,008	17:50:34						

7 - HURTADO,Alberto					P.Vmax: 1	T. Ideal: 01:06,640				
V. Tiempo	Sector 1	Sector 2	V.Max	Hora						
1	PIT	...		17:40:56						
2	01:14,873	00:26,474	00:48,399	17:42:12						
3	PIT	00:18,752	02:12,963	17:44:44						
4	01:33,918	00:45,455	00:48,463	17:46:17						
5	01:06,798	00:18,636	00:48,162	17:47:24						
6	01:06,899	00:18,593	00:48,306	17:48:31						
7	01:07,824	00:18,503	00:49,321	17:49:39						
8	01:06,714	00:18,478	00:48,236	17:50:46						

8 - DEL PINO,Bruno					P.Vmax: 1	T. Ideal: 01:06,635				
V. Tiempo	Sector 1	Sector 2	V.Max	Hora						
1	START	00:34,915	00:50,361	17:41:28						
2	01:07,006	00:18,563	00:48,443	17:42:35						

18 - CARRIÓ,Sion					P.Vmax: 1	T. Ideal: 01:06,907				
V. Tiempo	Sector 1	Sector 2	V.Max	Hora						
1	PIT	...		17:40:42						
2	01:26,892	00:28,704	00:58,188	17:42:10						
3	01:07,630	00:18,663	00:48,967	17:43:17						
4	01:07,555	00:18,760	00:48,795	17:44:25						
5	01:07,470	00:18,733	00:48,737	17:45:32						
6	01:07,754	00:18,871	00:48,883	17:46:40						
7	01:07,197	00:18,894	00:48,303	17:47:47						
8	01:09,754	00:19,534	00:50,220	17:48:57						
9	01:08,318	00:18,604	00:49,714	17:50:05						

20 - FLUXA,Lucas J.					P.Vmax: 1	T. Ideal: 01:06,443				
V. Tiempo	Sector 1	Sector 2	V.Max	Hora						
1	PIT	...		17:40:55						
2	01:19,609	00:31,208	00:48,401	17:42:17						
3	01:06,604	00:18,542	00:48,062	17:43:23						
4	01:06,722	00:18,500	00:48,222	17:44:30						
5	01:06,608	00:18,456	00:48,152	17:45:37						
6	01:06,484	00:18,435	00:48,049	17:46:43						
7	01:06,523	00:18,471	00:48,052	17:47:50						
8	01:06,744	00:18,394	00:48,350	17:48:56						
9	01:10,133	00:19,468	00:50,665	17:50:06						

21 - ROLDOS,Juan M.					P.Vmax: 1	T. Ideal: 01:07,615				
V. Tiempo	Sector 1	Sector 2	V.Max	Hora						
1	PIT	...		17:40:40						
2	01:29,512	00:29,377	01:00,135	17:42:10						
3	01:09,613	00:19,363	00:50,250	17:43:20						
4	01:07,757	00:18,746	00:49,011	17:44:27						
5	01:07,720	00:18,690	00:49,030	17:45:35						
6	01:08,118	00:18,646	00:49,472	17:46:43						
7	01:07,769	00:18,604	00:49,165	17:47:51						
8	01:08,538	00:18,650	00:49,888	17:49:00						
9	01:08,425	00:18,915	00:49,510	17:50:08						

22 - MARTINEZ,Abraham					P.Vmax: 1	T. Ideal: 01:07,496				
V. Tiempo	Sector 1	Sector 2	V.Max	Hora						
1	START	00:31,763	00:50,330	17:41:25						
2	01:08,726	00:19,027	00:49,699	17:42:33						
3	01:09,155	00:19,836	00:49,319	17:43:43						
4	01:11,514	00:19,256	00:52,258	17:44:54						
5	01:07,793	00:18,731	00:49,062	17:46:02						
6	01:07,740	00:18,744	00:48,996	17:47:10						
7	01:08,194	00:19,429	00:48,765	17:48:18						
8	01:08,593	00:18,958	00:49,635	17:49:26						
9	01:08,074	00:19,026	00:49,048	17:50:34						

43 - ALBIÑANA,Carles					P.Vmax: 1	T. Ideal: 01:07,006				
V. Tiempo	Sector 1	Sector 2	V.Max	Hora						
1	START	00:34,915	00:50,361	17:41:28						
2	01:07,006	00:18,563	00:48,443	17:42:35						



Circuito Lucas Guerrero

V TROFEO Kartódromo Lucas Guerrero**VUELTA A VUELTA SECTORES Tanda 7 ALEVIN**

44 - DALLAKYAN, Daniel					P.Vmax: 1	T. Ideal: 01:07,450	701 - VILLA, Pedro J.					P.Vmax: 1	T. Ideal: 01:05,273
V. Tiempo	Sector 1	Sector 2	V.Max	Hora			V. Tiempo	Sector 1	Sector 2	V.Max	Hora		
1	START	00:28,162	00:50,271				1	START	00:28,267	00:48,199			17:41:19
2	01:07,500	00:18,694	00:48,806				2	01:05,620	00:18,274	00:47,346			17:42:25
3	01:07,986	00:18,990	00:48,996				3	01:05,474	00:18,402	00:47,072			17:43:30
4	01:07,914	00:18,644	00:49,270				4	01:05,578	00:18,483	00:47,095			17:44:36
5	01:08,160	00:18,954	00:49,206				5	01:05,299	00:18,201	00:47,098			17:45:41
6	01:07,946	00:18,954	00:48,992				6	01:05,349	00:18,230	00:47,119			17:46:46
7	01:08,060	00:18,735	00:49,325				7	01:05,343	00:18,246	00:47,097			17:47:52
8	01:07,794	00:18,768	00:49,026				8	01:05,906	00:18,211	00:47,695			17:48:58
9	01:07,831	00:18,878	00:48,953				9	01:10,499	00:19,009	00:51,490			17:50:08
61 - PERAL, Jan					P.Vmax: 1	T. Ideal: 01:06,472							
V. Tiempo	Sector 1	Sector 2	V.Max	Hora									
1	PIT	...		17:40:55									
2	01:14,375	00:26,383	00:47,992	17:42:10									
3	PIT	00:19,275	02:30,492	17:45:00									
4	01:17,355	00:29,133	00:48,222	17:46:17									
5	01:06,801	00:18,501	00:48,300	17:47:24									
6	01:06,870	00:18,523	00:48,347	17:48:31									
7	01:07,188	00:18,480	00:48,708	17:49:38									
8	01:06,945	00:18,539	00:48,406	17:50:45									
111 - CLAEYS, Oliver					P.Vmax: 1	T. Ideal: 01:07,692							
V. Tiempo	Sector 1	Sector 2	V.Max	Hora									
1	START	00:31,537	00:50,412	17:41:25									
2	01:08,633	00:18,853	00:49,780	17:42:33									
3	01:09,287	00:19,737	00:49,550	17:43:42									
4	01:08,769	00:19,251	00:49,518	17:44:51									
5	01:08,307	00:19,126	00:49,181	17:46:00									
6	01:07,793	00:18,934	00:48,859	17:47:07									
7	01:08,260	00:18,872	00:49,388	17:48:16									
8	01:07,937	00:18,856	00:49,081	17:49:23									
9	01:08,028	00:18,833	00:49,195	17:50:32									
124 - MORGADO, Pablo					P.Vmax: 1	T. Ideal: 01:07,180							
V. Tiempo	Sector 1	Sector 2	V.Max	Hora									
1	PIT	...		17:40:25									
2	01:34,037	00:43,244	00:50,793	17:41:59									
3	01:07,765	00:18,616	00:49,149	17:43:07									
4	PIT	00:18,808	01:53,487	17:45:19									
5	01:16,615	00:27,973	00:48,642	17:46:36									
6	01:07,561	00:18,772	00:48,789	17:47:44									
7	01:08,000	00:18,824	00:49,176	17:48:52									
8	01:07,340	00:18,776	00:48,564	17:49:59									
666 - SPEAKMAN, Cruz					P.Vmax: 1	T. Ideal: 01:06,713							
V. Tiempo	Sector 1	Sector 2	V.Max	Hora									
1	PIT	...		17:40:56									
2	01:14,406	00:26,221	00:48,185	17:42:11									
3	01:07,300	00:19,022	00:48,278	17:43:18									
4	01:07,373	00:18,532	00:48,841	17:44:25									
5	01:06,841	00:18,528	00:48,313	17:45:32									
6	01:07,158	00:18,747	00:48,411	17:46:39									
7	01:07,462	00:18,676	00:48,786	17:47:47									
8	01:09,774	00:19,614	00:50,160	17:48:56									
9	01:09,906	00:18,697	00:51,209	17:50:06									
700 - PEREZ, Enrique					P.Vmax: 1	T. Ideal: 00:00,000							
V. Tiempo	Sector 1	Sector 2	V.Max	Hora									
1	PIT	...		17:42:14									

