

V TROFEO Kartódromo L.Guerrero

17 - 18 Junio 2017

Length: 1428 metros

Results

Tanda 2

CADETE

Pos.	N.	Driver	Team	Car	Nat.	Best Lap	iL	Laps	Gap	Interval	Speed	Cat.	Ne.
1	133	APARICIO,Félix	MARLONKART	Tonykart-lame	SAL	01:02,621	9	9			82,09	CD	
2	9	RODRIGUEZ,Oscar	MARLONKART	Tonykart-lame	ALM	01:02,875	3	9	00:00,254	00:00,254	81,76	CD	
3	2	FLUXA,Lorenzo	PRAGA ESP.	Praga-lame Pum	MAL	01:02,991	8	8	00:00,370	00:00,116	81,61	CD	
4	14	BRIZ,Daniel	DPK RACING	FA-lame Puma	ALI	01:03,096	4	9	00:00,475	00:00,105	81,48	CD	
5	19	MAYER,Max	MARLONKART	Tonykart-lame	ALI	01:03,156	3	10	00:00,535	00:00,060	81,4	CD	
6	28	FERNANDEZ,Albert	M.MARTÍ	OK1-lame Puma	VLC	01:03,538	4	10	00:00,917	00:00,382	80,91	CD	
7	5	HERNANDEZ,Alvaro	CR ALMERIA	ERK-lame Puma	ALM	01:03,757	7	10	00:01,136	00:00,219	80,63	CD	
8	7	PUERTAS,Fco.M.	CR ALMERIA	Energy-lame P	ALM	01:03,802	4	10	00:01,181	00:00,045	80,57	CD	
9	18	FIGUEIRAS,Samuel	F.FIGUEIRAS	OK1-lame Puma	VLC	01:03,834	9	9	00:01,213	00:00,032	80,53	CD	
10	15	PEIRO,Miguel	M.PEIRO Sr.	FA-lame Puma	VIZ	01:03,850	7	11	00:01,229	00:00,016	80,51	CD	
11	20	NATURIL,Hugo	J.L.NATURIL	OK1-lame Puma	VLC	01:04,117	4	9	00:01,496	00:00,267	80,18	CD	
12	6	LOREDO,Claudio	MARLONKART	Tonykart-lame	MAL	01:04,512	9	9	00:01,891	00:00,395	79,69	CD	
13	41	VARGAS,Yoel	CR ALMERIA	Energy-lame P	ALM	01:04,764	4	7	00:02,143	00:00,252	79,38	CD	
14	119	LOPEZ,Joel	E.RIERA	FA-lame Puma	BCN	01:04,790	5	5	00:02,169	00:00,026	79,35	CD	
15	111	ROMERO,Lucas	L.ROMERO Sr.	CRG-lame Puma	MAL	01:06,754	4	4	00:04,133	00:01,964	77,01	CD	

Circuito Lucas Guerrero

Final Official

Provisional Official

Length: 1428 m. Hour: 11:30

Stewards:

Hour:

C.of the Course:

Hour:

C.Timekeeper:

Hour: 11:42:04



CROHOCIRCUIT: oscar.gutierrez@circuitvalencia.com



Circuito Lucas Guerrero

V TROFEO Kartódromo L.Guerrero**VUELTA A VUELTA SECTORES Tanda 2 CADETE**

2 - FLUXA,Lorenzo					P.Vmax: 1	T. Ideal: 01:02,991	14 - BRIZ,Daniel					P.Vmax: 1	T. Ideal: 01:03,086
V. Tiempo	Sector 1	Sector 2	V.Max	Hora			V. Tiempo	Sector 1	Sector 2	V.Max	Hora		
1	PIT	...		11:30:39			1	PIT	...		11:30:15		
2	01:10,780	00:23,824 00:46,956		11:31:50			2	01:12,072	00:25,112 00:46,960		11:31:28		
3	01:03,368	00:17,032 00:46,336		11:32:54			3	01:03,443	00:17,007 00:46,436		11:32:31		
4	01:03,482	00:16,951 00:46,531		11:33:57			4	01:03,096	00:17,017 00:46,079		11:33:34		
5	01:03,217	00:16,921 00:46,296		11:35:00			5	01:03,941	00:17,441 00:46,500		11:34:38		
6	PIT	00:16,972 02:25,493		11:37:43			6	01:03,936	00:17,432 00:46,504		11:35:42		
7	01:16,187	00:27,593 00:48,594		11:38:59			7	PIT	00:17,313 01:47,718		11:37:47		
8	01:02,991	00:16,832 00:46,159		11:40:02			8	01:14,819	00:24,443 00:50,376		11:39:02		
9							9	01:03,303	00:17,011 00:46,292		11:40:05		
5 - HERNANDEZ,Alvaro					P.Vmax: 1	T. Ideal: 01:03,687	15 - PEIRO,Miguel					P.Vmax: 1	T. Ideal: 01:03,807
V. Tiempo	Sector 1	Sector 2	V.Max	Hora			V. Tiempo	Sector 1	Sector 2	V.Max	Hora		
1	PIT	...		11:30:12			1	PIT	...		11:30:10		
2	01:14,017	00:25,986 00:48,031		11:31:27			2	01:13,976	00:25,442 00:48,534		11:31:25		
3	01:05,379	00:17,292 00:48,087		11:32:32			3	01:04,588	00:17,435 00:47,153		11:32:29		
4	01:03,895	00:17,228 00:46,667		11:33:36			4	01:04,486	00:17,311 00:47,175		11:33:34		
5	01:04,216	00:17,318 00:46,898		11:34:40			5	01:04,287	00:17,195 00:47,092		11:34:38		
6	01:03,797	00:17,207 00:46,590		11:35:44			6	01:03,946	00:17,153 00:46,793		11:35:42		
7	01:03,757	00:17,097 00:46,660		11:36:48			7	01:03,850	00:17,098 00:46,752		11:36:46		
8	01:04,235	00:17,268 00:46,967		11:37:52			8	01:03,879	00:17,056 00:46,823		11:37:50		
9	01:05,344	00:17,553 00:47,791		11:38:57			9	01:04,102	00:17,230 00:46,872		11:38:54		
10	01:03,764	00:17,153 00:46,611		11:40:01			10	01:04,271	00:17,381 00:46,890		11:39:58		
11							11	01:03,889	00:17,138 00:46,751		11:41:02		
6 - LOREDO,Claudio					P.Vmax: 1	T. Ideal: 01:04,512	18 - FIGUEIRAS,Samuel					P.Vmax: 1	T. Ideal: 01:03,662
V. Tiempo	Sector 1	Sector 2	V.Max	Hora			V. Tiempo	Sector 1	Sector 2	V.Max	Hora		
1	PIT	...		11:30:14			1	PIT	...		11:30:42		
2	01:14,200	00:25,758 00:48,442		11:31:29			2	01:13,044	00:25,323 00:47,721		11:31:56		
3	01:04,764	00:17,544 00:47,220		11:32:33			3	PIT	00:17,211 01:03,396		11:33:16		
4	PIT	00:17,554 01:18,866		11:34:10			4	01:23,152	00:30,851 00:52,301		11:34:40		
5	01:18,354	00:30,073 00:48,281		11:35:28			5	01:03,868	00:17,104 00:46,764		11:35:43		
6	01:16,771	00:25,840 00:50,931		11:36:45			6	01:04,299	00:17,192 00:47,107		11:36:48		
7	01:04,848	00:17,410 00:47,438		11:37:50			7	01:04,423	00:17,137 00:47,286		11:37:52		
8	01:05,013	00:17,631 00:47,382		11:38:55			8	01:05,297	00:18,002 00:47,295		11:38:57		
9	01:04,512	00:17,386 00:47,126		11:39:59			9	01:03,834	00:17,276 00:46,558		11:40:01		
7 - PUERTAS,Fco.M.					P.Vmax: 1	T. Ideal: 01:03,748	19 - MAYER,Max					P.Vmax: 1	T. Ideal: 01:03,133
V. Tiempo	Sector 1	Sector 2	V.Max	Hora			V. Tiempo	Sector 1	Sector 2	V.Max	Hora		
1	PIT	...		11:30:17			1	PIT	...		11:30:20		
2	01:10,932	00:24,013 00:46,919		11:31:29			2	01:10,583	00:24,239 00:46,344		11:31:31		
3	01:03,848	00:17,125 00:46,723		11:32:33			3	01:03,156	00:16,998 00:46,158		11:32:34		
4	01:03,802	00:17,178 00:46,624		11:33:37			4	01:04,088	00:16,975 00:47,113		11:33:39		
5	01:04,052	00:17,341 00:46,711		11:34:41			5	01:03,361	00:16,980 00:46,381		11:34:42		
6	01:04,045	00:17,422 00:46,623		11:35:45			6	01:03,243	00:16,984 00:46,259		11:35:45		
7	01:04,242	00:17,337 00:46,905		11:36:49			7	01:03,725	00:16,984 00:46,741		11:36:49		
8	01:04,302	00:17,407 00:46,895		11:37:54			8	01:03,520	00:17,075 00:46,445		11:37:52		
9	01:04,355	00:17,197 00:47,158		11:38:58			9	01:04,795	00:17,589 00:47,206		11:38:57		
10	01:04,807	00:17,631 00:47,176		11:40:03			10	01:03,412	00:17,154 00:46,258		11:40:01		
9 - RODRIGUEZ,Oscar					P.Vmax: 1	T. Ideal: 01:02,810	20 - NATURIL,Hugo					P.Vmax: 1	T. Ideal: 01:04,047
V. Tiempo	Sector 1	Sector 2	V.Max	Hora			V. Tiempo	Sector 1	Sector 2	V.Max	Hora		
1	PIT	...		11:30:13			1	PIT	...		11:30:19		
2	01:14,282	00:25,770 00:48,512		11:31:28			2	01:11,745	00:24,563 00:47,182		11:31:31		
3	01:02,875	00:16,993 00:45,882		11:32:31			3	01:04,369	00:17,426 00:46,943		11:32:36		
4	01:03,224	00:17,036 00:46,188		11:33:34			4	01:04,117	00:17,104 00:47,013		11:33:40		
5	01:03,325	00:16,928 00:46,397		11:34:37			5	01:04,629	00:17,179 00:47,450		11:34:44		
6	01:04,101	00:17,119 00:46,982		11:35:41			6	01:04,695	00:17,263 00:47,432		11:35:49		
7	01:04,057	00:16,992 00:47,065		11:36:46			7	01:04,358	00:17,205 00:47,153		11:36:53		
8	PIT	00:17,180 02:13,704		11:39:16			8	PIT	00:17,230 01:31,956		11:38:43		
9	01:13,627	00:26,565 00:47,062		11:40:30									






Circuito Lucas Guerrero

V TROFEO Kartódromo L. Guerrero**VUELTA A VUELTA SECTORES Tanda 2 CADETE**

9	01:18,531	00:29,461	00:49,070		11:40:01
28 - FERNANDEZ, Albert P.Vmax: 1 T. Ideal: 01:03,443					
V. Tiempo	Sector 1	Sector 2		V.Max	Hora
1	PIT	...			11:30:18
2	01:10,888	00:23,983	00:46,905		11:31:29
3	01:04,114	00:17,176	00:46,938		11:32:34
4	01:03,538	00:17,064	00:46,474		11:33:37
5	01:03,948	00:16,969	00:46,979		11:34:41
6	01:03,836	00:17,124	00:46,712		11:35:45
7	01:04,477	00:17,055	00:47,422		11:36:49
8	01:03,861	00:17,060	00:46,801		11:37:53
9	01:04,644	00:17,433	00:47,211		11:38:58
10	01:03,675	00:17,090	00:46,585		11:40:02
41 - VARGAS, Yoel P.Vmax: 1 T. Ideal: 01:04,545					
V. Tiempo	Sector 1	Sector 2		V.Max	Hora
1	PIT	...			11:30:11
2	01:17,068	00:27,657	00:49,411		11:31:28
3	01:05,974	00:17,769	00:48,205		11:32:34
4	01:04,764	00:17,441	00:47,323		11:33:39
5	PIT	00:17,222	01:46,721		11:35:43
6	01:24,534	00:35,739	00:48,795		11:37:08
7	01:05,090	00:17,536	00:47,554		11:38:13
111 - ROMERO, Lucas P.Vmax: 1 T. Ideal: 01:05,400					
V. Tiempo	Sector 1	Sector 2		V.Max	Hora
1	START	00:33,836	00:50,709		11:31:25
2	PIT	00:18,004	01:42,820		11:33:26
3	01:23,341	00:35,493	00:47,848		11:34:49
4	01:06,754	00:17,552	00:49,202		11:35:56
119 - LOPEZ, Joel P.Vmax: 1 T. Ideal: 01:04,700					
V. Tiempo	Sector 1	Sector 2		V.Max	Hora
1	PIT	...			11:30:52
2	06:14,148	05:25,301	00:48,847		11:37:07
3	01:05,024	00:17,401	00:47,623		11:38:12
4	01:04,793	00:17,293	00:47,500		11:39:17
5	01:04,790	00:17,383	00:47,407		11:40:22
133 - APARICIO, Félix P.Vmax: 1 T. Ideal: 01:02,602					
V. Tiempo	Sector 1	Sector 2		V.Max	Hora
1	PIT	...			11:30:17
2	01:10,658	00:23,898	00:46,760		11:31:28
3	01:03,302	00:16,962	00:46,340		11:32:32
4	01:02,648	00:16,858	00:45,790		11:33:34
5	01:03,336	00:17,083	00:46,253		11:34:38
6	01:03,343	00:16,916	00:46,427		11:35:41
7	PIT	00:16,983	01:52,836		11:37:51
8	01:09,522	00:23,103	00:46,419		11:39:00
9	01:02,621	00:16,812	00:45,809		11:40:03

CROHOCIRCUIT: oscar.gutierrez@circuitvalencia.com



V TROFEO Kartódromo L.Guerrero

17 - 18 Junio 2017

Length: 1428 metros

Results

Tanda 3

CADETE

Pos.	N.	Driver	Team	Car	Nat.	Best Lap	iL	Laps	Gap	Interval	Speed	Cat.	Ne.
1	133	APARICIO,Félix	MARLONKART	Tonykart-lame	SAL	01:02,802	6	10			81,86	CD	
2	14	BRIZ,Daniel	DPK RACING	FA-lame Puma	ALI	01:02,886	4	8	00:00,084	00:00,084	81,75	CD	
3	2	FLUXA,Lorenzo	PRAGA ESP.	Praga-lame Pum	MAL	01:03,021	5	10	00:00,219	00:00,135	81,57	CD	
4	9	RODRIGUEZ,Oscar	MARLONKART	Tonykart-lame	ALM	01:03,290	4	10	00:00,488	00:00,269	81,23	CD	
5	19	MAYER,Max	MARLONKART	Tonykart-lame	ALI	01:03,361	3	9	00:00,559	00:00,071	81,14	CD	
6	28	FERNANDEZ,Albert	M.MARTÍ	OK1-lame Puma	VLC	01:03,695	6	9	00:00,893	00:00,334	80,71	CD	
7	18	FIGUEIRAS,Samuel	F.FIGUEIRAS	OK1-lame Puma	VLC	01:03,801	4	6	00:00,999	00:00,106	80,58	CD	
8	20	NATURIL,Hugo	J.L.NATURIL	OK1-lame Puma	VLC	01:03,809	7	10	00:01,007	00:00,008	80,57	CD	
9	15	PEIRO,Miguel	M.PEIRO Sr.	FA-lame Puma	VIZ	01:03,813	6	10	00:01,011	00:00,004	80,56	CD	
10	5	HERNANDEZ,Alvaro	CR ALMERIA	ERK-lame Puma	ALM	01:04,151	4	9	00:01,349	00:00,338	80,14	CD	
11	6	LOREDO,Claudio	MARLONKART	Tonykart-lame	MAL	01:04,385	3	9	00:01,583	00:00,234	79,84	CD	
12	119	LOPEZ,Joel	E.RIERA	FA-lame Puma	BCN	01:04,406	3	5	00:01,604	00:00,021	79,82	CD	
13	7	PUERTAS,Fco.M.	CR ALMERIA	Energy-lame P	ALM	01:04,670	3	4	00:01,868	00:00,264	79,49	CD	
14	41	VARGAS,Yoel	CR ALMERIA	Energy-lame P	ALM	01:04,962	3	8	00:02,160	00:00,292	79,14	CD	
15	111	ROMERO,Lucas	L.ROMERO Sr.	CRG-lame Puma	MAL	01:04,974	3	7	00:02,172	00:00,012	79,12	CD	

Circuito Lucas Guerrero

Final Official

Provisional Official

Length: 1428 m. Hour: 12:45

Stewards:

Hour:

C.of the Course:

Hour:

C.Timekeeper:

Hour: 12:57:43



CROHOCIRCUIT: oscar.gutierrez@circuitvalencia.com



Circuito Lucas Guerrero

V TROFEO Kartódromo L. Guerrero**VUELTA A VUELTA SECTORES Tanda 3 CADETE**

2 - FLUXA, Lorenzo					P.Vmax: 1	T. Ideal: 01:02,931
V. Tiempo	Sector 1	Sector 2	V.Max	Hora		
1	PIT	...		12:46:30		
2	01:14,233	00:23,689	00:50,544			12:47:45
3	01:07,492	00:21,853	00:45,639			12:48:53
4	01:03,152	00:17,886	00:45,266			12:49:56
5	01:03,021	00:17,694	00:45,327			12:50:59
6	01:03,147	00:17,731	00:45,416			12:52:02
7	01:03,221	00:17,665	00:45,556			12:53:05
8	01:03,708	00:17,851	00:45,857			12:54:09
9	01:13,518	00:17,755	00:55,763			12:55:22
10	01:03,793	00:17,729	00:46,064			12:56:26

5 - HERNANDEZ, Alvaro					P.Vmax: 1	T. Ideal: 01:04,041
V. Tiempo	Sector 1	Sector 2	V.Max	Hora		
1	PIT	...		12:46:18		
2	01:12,526	00:25,325	00:47,201			12:47:31
3	01:04,172	00:18,107	00:46,065			12:48:35
4	01:04,151	00:18,059	00:46,092			12:49:39
5	01:04,349	00:18,188	00:46,161			12:50:43
6	01:04,543	00:18,269	00:46,274			12:51:48
7	01:04,305	00:17,976	00:46,329			12:52:52
8	PIT	00:18,085	01:48,756			12:54:59
9	01:21,193	00:34,877	00:46,316			12:56:20

6 - LOREDO, Claudio					P.Vmax: 1	T. Ideal: 01:04,253
V. Tiempo	Sector 1	Sector 2	V.Max	Hora		
1	PIT	...		12:46:26		
2	01:17,751	00:25,339	00:52,412			12:47:44
3	01:04,385	00:18,040	00:46,345			12:48:49
4	01:04,603	00:18,359	00:46,244			12:49:53
5	PIT	00:18,251	01:14,258			12:51:26
6	01:35,105	00:35,143	00:59,962			12:53:01
7	01:04,392	00:18,062	00:46,330			12:54:05
8	01:04,842	00:18,009	00:46,833			12:55:10
9	01:16,543	00:26,227	00:50,316			12:56:27

7 - PUERTAS, Fco.M.					P.Vmax: 1	T. Ideal: 01:04,531
V. Tiempo	Sector 1	Sector 2	V.Max	Hora		
1	PIT	...		12:46:43		
2	01:11,524	00:24,277	00:47,247			12:47:55
3	01:04,670	00:18,316	00:46,354			12:49:00
4	01:04,714	00:18,177	00:46,537			12:50:05

9 - RODRIGUEZ, Oscar					P.Vmax: 1	T. Ideal: 01:03,223
V. Tiempo	Sector 1	Sector 2	V.Max	Hora		
1	PIT	...		12:46:25		
2	01:17,146	00:25,529	00:51,617			12:47:43
3	01:03,421	00:17,885	00:45,536			12:48:47
4	01:03,290	00:17,812	00:45,478			12:49:50
5	01:03,411	00:17,925	00:45,486			12:50:53
6	01:03,373	00:17,884	00:45,489			12:51:57
7	01:03,473	00:17,759	00:45,714			12:53:00
8	01:03,411	00:17,745	00:45,666			12:54:04
9	01:03,732	00:17,914	00:45,818			12:55:07
10	01:03,351	00:17,786	00:45,565			12:56:11

14 - BRIZ, Daniel					P.Vmax: 1	T. Ideal: 01:02,691
V. Tiempo	Sector 1	Sector 2	V.Max	Hora		
1	PIT	...		12:46:27		
2	01:21,018	00:25,344	00:55,674			12:47:48

3					P.Vmax: 1	T. Ideal: 01:02,951
V. Tiempo	Sector 1	Sector 2	V.Max	Hora		
3	01:02,951	00:17,866	00:45,085			12:48:51
4	01:02,886	00:17,673	00:45,213			12:49:54
5	01:03,839	00:17,704	00:46,135			12:50:58
6	01:02,900	00:17,606	00:45,294			12:52:01
7	01:03,569	00:17,707	00:45,862			12:53:05
8	01:02,983	00:17,630	00:45,353			12:54:07

15 - PEIRO, Miguel					P.Vmax: 1	T. Ideal: 01:03,792
V. Tiempo	Sector 1	Sector 2	V.Max	Hora		
1	PIT	...		12:46:31		
2	01:13,957	00:23,786	00:50,171			12:47:45
3	01:05,080	00:19,082	00:45,998			12:48:50
4	01:04,557	00:17,946	00:46,611			12:49:55
5	01:04,166	00:17,879	00:46,287			12:50:59
6	01:03,813	00:17,865	00:45,948			12:52:03
7	01:03,904	00:17,844	00:46,060			12:53:07
8	01:04,039	00:17,850	00:46,189			12:54:11
9	01:10,400	00:17,849	00:52,551			12:55:21
10	01:04,450	00:18,024	00:46,426			12:56:26

18 - FIGUEIRAS, Samuel					P.Vmax: 1	T. Ideal: 01:03,747
V. Tiempo	Sector 1	Sector 2	V.Max	Hora		
1	PIT	...		12:46:28		
2	01:15,508	00:24,542	00:50,966			12:47:44
3	01:03,965	00:17,888	00:46,077			12:48:48
4	01:03,801	00:17,942	00:45,859			12:49:52
5	01:04,086	00:17,917	00:46,169			12:50:56
6	01:03,951	00:18,021	00:45,930			12:52:00

19 - MAYER, Max					P.Vmax: 1	T. Ideal: 01:03,097
V. Tiempo	Sector 1	Sector 2	V.Max	Hora		
1	PIT	...		12:46:32		
2	01:12,734	00:23,576	00:49,158			12:47:45
3	01:03,361	00:17,798	00:45,563			12:48:49
4	01:03,380	00:17,982	00:45,398			12:49:52
5	01:03,486	00:17,806	00:45,680			12:50:56
6	01:03,603	00:17,699	00:45,904			12:51:59
7	01:04,634	00:18,365	00:46,269			12:53:04
8	PIT	00:18,042	01:55,094			12:55:17
9	01:13,786	00:28,089	00:45,697			12:56:31

20 - NATURIL, Hugo					P.Vmax: 1	T. Ideal: 01:03,809
V. Tiempo	Sector 1	Sector 2	V.Max	Hora		
1	PIT	...		12:46:22		
2	01:20,857	00:23,692	00:57,165			12:47:44
3	01:05,356	00:17,935	00:47,421			12:48:50
4	01:03,940	00:17,873	00:46,067			12:49:53
5	01:04,379	00:17,775	00:46,604			12:50:58
6	01:04,172	00:17,987	00:46,185			12:52:02
7	01:03,809	00:17,751	00:46,058			12:53:06
8	01:04,102	00:17,774	00:46,328			12:54:10
9	01:11,626	00:17,809	00:53,817			12:55:22
10	01:05,076	00:17,946	00:47,130			12:56:27

28 - FERNANDEZ, Albert					P.Vmax: 1	T. Ideal: 01:03,691
V. Tiempo	Sector 1	Sector 2	V.Max	Hora		
1	PIT	...		12:46:27		
2	PIT	00:24,647	01:45,707			12:48:39
3	01:18,002	00:32,045	00:45,957			12:49:57
4	01:04,003	00:17,773	00:46,230			12:51:01
5	01:03,964	00:17,924	00:46,040			12:52:05
6	01:03,695	00:17,734	00:45,961			12:53:08





Circuito Lucas Guerrero

V TROFEO Kartódromo L. Guerrero**VUELTA A VUELTA SECTORES Tanda 3 CADETE**

7	01:03,892	00:17,747	00:46,145	12:54:12
8	01:09,633	00:17,764	00:51,869	12:55:22
9	01:05,131	00:17,897	00:47,234	12:56:27

41 - VARGAS, Yoel			P.Vmax: 1	T. Ideal: 01:04,778
--------------------------	--	--	-----------	---------------------

V.	Tiempo	Sector 1	Sector 2	V.Max	Hora
1	PIT		...		12:46:16
2	01:14,986	00:26,910	00:48,076		12:47:31
3	01:04,962	00:18,302	00:46,660		12:48:36
4	01:05,019	00:18,118	00:46,901		12:49:41
5	PIT	00:18,247	01:43,701		12:51:43
6	01:21,265	00:34,222	00:47,043		12:53:04
7	PIT	00:18,310	01:33,197		12:54:56
8	01:21,247	00:33,600	00:47,647		12:56:17

111 - ROMERO, Lucas			P.Vmax: 1	T. Ideal: 01:04,769
----------------------------	--	--	-----------	---------------------

V.	Tiempo	Sector 1	Sector 2	V.Max	Hora
1	PIT		...		12:46:15
2	01:15,221	00:26,425	00:48,796		12:47:31
3	01:04,974	00:18,429	00:46,545		12:48:36
4	01:05,065	00:18,224	00:46,841		12:49:41
5	01:05,189	00:18,310	00:46,879		12:50:46
6	01:05,074	00:18,261	00:46,813		12:51:51
7	01:05,489	00:18,322	00:47,167		12:52:57


119 - LOPEZ, Joel			P.Vmax: 1	T. Ideal: 01:04,406
--------------------------	--	--	-----------	---------------------

V.	Tiempo	Sector 1	Sector 2	V.Max	Hora
1	PIT		...		12:47:30
2	01:30,650	00:43,579	00:47,071		12:49:01
3	01:04,406	00:18,100	00:46,306		12:50:05
4	01:05,164	00:18,183	00:46,981		12:51:10
5	PIT	00:18,316	01:17,817		12:52:46

133 - APARICIO, Félix			P.Vmax: 1	T. Ideal: 01:02,764
------------------------------	--	--	-----------	---------------------

V.	Tiempo	Sector 1	Sector 2	V.Max	Hora
1	PIT		...		12:46:34
2	01:13,512	00:26,862	00:46,650		12:47:48
3	01:02,874	00:17,810	00:45,064		12:48:51
4	01:03,290	00:17,865	00:45,425		12:49:54
5	01:03,482	00:17,818	00:45,664		12:50:57
6	01:02,802	00:17,747	00:45,055		12:52:00
7	01:03,797	00:17,908	00:45,889		12:53:04
8	01:03,050	00:17,709	00:45,341		12:54:07
9	PIT	00:18,328	01:14,581		12:55:40
10	01:11,751	00:25,897	00:45,854		12:56:52





V TROFEO Kartódromo L.Guerrero

17 - 18 Junio 2017

Length: 1428 metros

Results

Tanda 4

CADETE

Pos.	N.	Driver	Team	Car	Nat.	Best Lap	iL	Laps	Gap	Interval	Speed	Cat.	Ne.
1	133	APARICIO,Félix	MARLONKART	Tonykart-lame	SAL	01:02,774	4	9			81,89	CD	
2	9	RODRIGUEZ,Oscar	MARLONKART	Tonykart-lame	ALM	01:03,042	3	10	00:00,268	00:00,268	81,55	CD	
3	2	FLUXA,Lorenzo	PRAGA ESP.	Praga-lame Pum	MAL	01:03,357	3	8	00:00,583	00:00,315	81,14	CD	
4	19	MAYER,Max	MARLONKART	Tonykart-lame	ALI	01:03,406	6	9	00:00,632	00:00,049	81,08	CD	
5	14	BRIZ,Daniel	DPK RACING	FA-lame Puma	ALI	01:03,478	4	9	00:00,704	00:00,072	80,99	CD	
6	6	LOREDO,Claudio	MARLONKART	Tonykart-lame	MAL	01:03,570	3	9	00:00,796	00:00,092	80,87	CD	
7	18	FIGUEIRAS,Samuel	F.FIGUEIRAS	OK1-lame Puma	VLC	01:03,808	3	8	00:01,034	00:00,238	80,57	CD	
8	20	NATURIL,Hugo	J.L.NATURIL	OK1-lame Puma	VLC	01:03,893	3	10	00:01,119	00:00,085	80,46	CD	
9	28	FERNANDEZ,Albert	M.MARTÍ	OK1-lame Puma	VLC	01:03,985	3	10	00:01,211	00:00,092	80,34	CD	
10	111	ROMERO,Lucas	L.ROMERO Sr.	CRG-lame Puma	MAL	01:04,288	5	8	00:01,514	00:00,303	79,97	CD	
11	5	HERNANDEZ,Alvaro	CR ALMERIA	ERK-lame Puma	ALM	01:04,515	9	9	00:01,741	00:00,227	79,68	CD	
12	15	PEIRO,Miguel	M.PEIRO Sr.	FA-lame Puma	VIZ	01:04,687	3	9	00:01,913	00:00,172	79,47	CD	
13	119	LOPEZ,Joel	E.RIERA	FA-lame Puma	BCN	01:05,297	5	10	00:02,523	00:00,610	78,73	CD	
14	7	PUERTAS,Fco.M.	CR ALMERIA	Energy-lame P	ALM	01:11,918	6	6	00:09,144	00:06,621	71,48	CD	
15	41	VARGAS,Yoel	CR ALMERIA	Energy-lame P	ALM	01:17,523	8	8	00:14,749	00:05,605	66,31	CD	

Circuito Lucas Guerrero

Final Official

Provisional Official

Length: 1428 m. Hour: 14:00

Stewards:

Hour:

C.of the Course:

Hour:

C.Timekeeper:

Hour: 14:12:19



CROHOCIRCUIT: oscar.gutierrez@circuitvalencia.com



Circuito Lucas Guerrero

V TROFEO Kartódromo L.Guerrero

VUELTA A VUELTA SECTORES Tanda 4 CADETE

2 - FLUXA,Lorenzo					P.Vmax: 1	T. Ideal: 01:03,325
V. Tiempo	Sector 1	Sector 2	V.Max	Hora		
1	PIT	...		14:00:49		
2	01:10,913	00:23,962 00:46,951		14:02:01		
3	01:03,357	00:17,591 00:45,766		14:03:04		
4	01:03,489	00:17,559 00:45,930		14:04:08		
5	01:03,766	00:17,603 00:46,163		14:05:11		
6	PIT	00:17,724 01:50,881		14:07:20		
7	01:37,044	00:33,527 01:03,517		14:08:57		
8	01:03,784	00:17,658 00:46,126		14:10:01		
5 - HERNANDEZ,Alvaro					P.Vmax: 1	T. Ideal: 01:04,465
V. Tiempo	Sector 1	Sector 2	V.Max	Hora		
1	PIT	...		14:00:20		
2	01:21,659	00:33,527 00:48,132		14:01:43		
3	01:08,042	00:21,504 00:46,538		14:02:51		
4	01:04,524	00:17,927 00:46,597		14:03:56		
5	01:04,625	00:17,937 00:46,688		14:05:00		
6	PIT	00:17,954 01:30,959		14:06:49		
7	01:21,603	00:29,041 00:52,562		14:08:11		
8	01:11,123	00:20,532 00:50,591		14:09:22		
9	01:04,515	00:17,939 00:46,576		14:10:26		
6 - LOREDO,Claudio					P.Vmax: 1	T. Ideal: 01:03,570
V. Tiempo	Sector 1	Sector 2	V.Max	Hora		
1	PIT	...		14:00:42		
2	01:12,913	00:24,796 00:48,117		14:01:56		
3	01:03,570	00:17,615 00:45,955		14:02:59		
4	01:03,924	00:17,654 00:46,270		14:04:03		
5	01:04,110	00:17,772 00:46,338		14:05:07		
6	01:04,574	00:17,807 00:46,767		14:06:12		
7	01:08,002	00:17,899 00:50,103		14:07:20		
8	01:07,826	00:21,017 00:46,809		14:08:28		
9	01:04,920	00:18,012 00:46,908		14:09:32		
7 - PUERTAS,Fco.M.					P.Vmax: 1	T. Ideal: 01:11,121
V. Tiempo	Sector 1	Sector 2	V.Max	Hora		
1	PIT	...		14:03:38		
2	01:25,430	00:32,083 00:53,347		14:05:03		
3	01:15,079	00:22,616 00:52,463		14:06:19		
4	01:13,100	00:19,340 00:53,760		14:07:32		
5	01:19,360	00:21,926 00:57,434		14:08:51		
6	01:11,918	00:20,137 00:51,781		14:10:03		
9 - RODRIGUEZ,Oscar					P.Vmax: 1	T. Ideal: 01:03,042
V. Tiempo	Sector 1	Sector 2	V.Max	Hora		
1	PIT	...		14:00:41		
2	01:13,246	00:25,140 00:48,106		14:01:55		
3	01:03,042	00:17,559 00:45,483		14:02:58		
4	01:03,398	00:17,599 00:45,799		14:04:02		
5	01:03,796	00:17,773 00:46,023		14:05:06		
6	01:03,801	00:17,914 00:45,887		14:06:09		
7	01:03,676	00:17,649 00:46,027		14:07:13		
8	01:04,007	00:17,751 00:46,256		14:08:17		
9	01:04,155	00:18,061 00:46,094		14:09:21		
10	01:03,970	00:17,753 00:46,217		14:10:25		
14 - BRIZ,Daniel					P.Vmax: 1	T. Ideal: 01:03,367
V. Tiempo	Sector 1	Sector 2	V.Max	Hora		
1	PIT	...		14:00:32		
2	01:13,144	00:26,333 00:46,811		14:01:46		
15 - PEIRO,Miguel					P.Vmax: 1	T. Ideal: 01:04,636
V. Tiempo	Sector 1	Sector 2	V.Max	Hora		
1	PIT	...		14:00:13		
2	01:10,869	00:23,147 00:47,722		14:01:24		
3	01:04,687	00:17,969 00:46,718		14:02:29		
4	01:04,940	00:17,991 00:46,949		14:03:34		
5	01:04,824	00:17,936 00:46,888		14:04:39		
6	PIT	00:17,918 01:28,541		14:06:25		
7	01:23,948	00:26,927 00:57,021		14:07:49		
8	01:07,384	00:18,066 00:49,318		14:08:57		
9	01:04,709	00:17,956 00:46,753		14:10:01		
18 - FIGUEIRAS,Samuel					P.Vmax: 1	T. Ideal: 01:03,666
V. Tiempo	Sector 1	Sector 2	V.Max	Hora		
1	PIT	...		14:00:41		
2	01:11,472	00:23,714 00:47,758		14:01:53		
3	01:03,808	00:17,738 00:46,070		14:02:57		
4	01:04,123	00:17,596 00:46,527		14:04:01		
5	01:05,837	00:19,338 00:46,499		14:05:07		
6	01:04,658	00:17,895 00:46,763		14:06:11		
7	PIT	00:18,162 01:21,609		14:07:51		
8	01:14,014	00:26,420 00:47,594		14:09:05		
19 - MAYER,Max					P.Vmax: 1	T. Ideal: 01:03,350
V. Tiempo	Sector 1	Sector 2	V.Max	Hora		
1	PIT	...		14:00:47		
2	01:09,438	00:23,240 00:46,198		14:01:57		
3	01:21,024	00:24,179 00:56,845		14:03:18		
4	01:03,411	00:17,618 00:45,793		14:04:21		
5	01:03,408	00:17,644 00:45,764		14:05:25		
6	01:03,406	00:17,586 00:45,820		14:06:28		
7	01:21,951	00:22,264 00:59,687		14:07:50		
8	01:06,217	00:17,704 00:48,513		14:08:56		
9	01:04,102	00:17,694 00:46,408		14:10:00		
20 - NATURIL,Hugo					P.Vmax: 1	T. Ideal: 01:03,869
V. Tiempo	Sector 1	Sector 2	V.Max	Hora		
1	PIT	...		14:00:40		
2	01:10,817	00:23,378 00:47,439		14:01:52		
3	01:03,893	00:17,694 00:46,199		14:02:55		
4	01:05,152	00:17,688 00:47,464		14:04:01		
5	01:05,470	00:19,237 00:46,233		14:05:06		
6	01:03,956	00:17,775 00:46,181		14:06:10		
7	01:22,159	00:18,640 01:03,519		14:07:32		
8	01:12,723	00:21,959 00:50,764		14:08:45		
9	01:04,558	00:17,711 00:46,847		14:09:49		
10	01:04,676	00:17,835 00:46,841		14:10:54		
28 - FERNANDEZ,Albert					P.Vmax: 1	T. Ideal: 01:03,698
V. Tiempo	Sector 1	Sector 2	V.Max	Hora		
1	PIT	...		14:00:40		
2	01:11,330	00:24,028 00:47,302		14:01:52		
3	01:03,985	00:17,694 00:46,291		14:02:56		
4	01:04,747	00:17,634 00:47,113		14:04:01		





Circuito Lucas Guerrero

V TROFEO Kartódromo L. Guerrero**VUELTA A VUELTA SECTORES Tanda 4 CADETE**

5	01:05,391	00:17,916	00:47,475	14:05:06
6	01:04,076	00:18,012	00:46,064	14:06:10
7	01:04,611	00:17,993	00:46,618	14:07:15
8	01:04,188	00:17,713	00:46,475	14:08:19
9	01:04,320	00:17,737	00:46,583	14:09:23
10	01:04,398	00:17,708	00:46,690	14:10:28

41 - VARGAS, Yoel			P.Vmax: 1	T. Ideal: 01:17,523
--------------------------	--	--	-----------	---------------------

V. Tiempo	Sector 1	Sector 2	V.Max	Hora
1	PIT	...		14:00:58
2	01:39,802	00:32,338	01:07,464	14:02:38
3	01:22,771	00:23,222	00:59,549	14:04:01
4	01:23,863	00:22,631	01:01,232	14:05:25
5	01:23,768	00:22,794	01:00,974	14:06:49
6	01:24,054	00:22,890	01:01,164	14:08:13
7	01:24,100	00:23,700	01:00,400	14:09:37
8	01:17,523	00:21,783	00:55,740	14:10:54

111 - ROMERO, Lucas			P.Vmax: 1	T. Ideal: 01:04,288
----------------------------	--	--	-----------	---------------------

V. Tiempo	Sector 1	Sector 2	V.Max	Hora
1	PIT	...		14:00:48
2	01:10,528	00:23,266	00:47,262	14:01:59
3	01:04,793	00:18,032	00:46,761	14:03:03
4	01:04,615	00:17,991	00:46,624	14:04:08
5	01:04,288	00:17,829	00:46,459	14:05:12
6	01:04,686	00:17,928	00:46,758	14:06:17
7	01:04,933	00:17,926	00:47,007	14:07:22
8	01:05,064	00:18,126	00:46,938	14:08:27


119 - LOPEZ, Joel			P.Vmax: 1	T. Ideal: 01:05,172
--------------------------	--	--	-----------	---------------------

V. Tiempo	Sector 1	Sector 2	V.Max	Hora
1	PIT	...		14:00:19
2	01:17,883	00:30,739	00:47,144	14:01:37
3	01:05,617	00:18,080	00:47,537	14:02:43
4	01:06,044	00:18,581	00:47,463	14:03:49
5	01:05,297	00:18,028	00:47,269	14:04:54
6	01:05,517	00:18,176	00:47,341	14:06:00
7	01:05,408	00:18,050	00:47,358	14:07:05
8	01:06,661	00:18,159	00:48,502	14:08:12
9	01:06,059	00:18,537	00:47,522	14:09:18
10	01:05,609	00:18,232	00:47,377	14:10:24

133 - APARICIO, Félix			P.Vmax: 1	T. Ideal: 01:02,679
------------------------------	--	--	-----------	---------------------

V. Tiempo	Sector 1	Sector 2	V.Max	Hora
1	PIT	...		14:00:44
2	01:11,841	00:23,248	00:48,593	14:01:56
3	01:24,004	00:24,560	00:59,444	14:03:20
4	01:02,774	00:17,609	00:45,165	14:04:23
5	01:02,867	00:17,514	00:45,353	14:05:26
6	01:02,854	00:17,534	00:45,320	14:06:29
7	01:18,944	00:23,059	00:55,885	14:07:48
8	PIT	00:18,729	01:53,576	14:10:00
9	PIT	...		14:10:12





V TROFEO Kartódromo Lucas Guerrero

17 - 18 Junio 2017

Length: 1428 metros

Results

Tanda 5

CADETE

Pos.	N.	Driver	Team	Car	Nat.	Best Lap	iL	Laps	Gap	Interval	Speed	Cat.	Ne.
1	133	APARICIO,Félix	MARLONKART	Tonykart-lame	SAL	01:02,765	4	13			81,91	CD	
2	19	MAYER,Max	MARLONKART	Tonykart-lame	ALI	01:03,315	4	14	00:00,550	00:00,550	81,19	CD	
3	14	BRIZ,Daniel	DPK RACING	FA-lame Puma	ALI	01:03,611	13	13	00:00,846	00:00,296	80,82	CD	
4	28	FERNANDEZ,Albert	M.MARTÍ	OK1-lame Puma	VLC	01:03,702	3	14	00:00,937	00:00,091	80,7	CD	
5	2	FLUXA,Lorenzo	PRAGA ESP.	Praga-lame Pum	MAL	01:03,734	4	4	00:00,969	00:00,032	80,66	CD	
6	7	PUERTAS,Fco.M.	CR ALMERIA	Energy-lame P	ALM	01:03,794	4	15	00:01,029	00:00,060	80,58	CD	
7	20	NATURIL,Hugo	J.L.NATURIL	OK1-lame Puma	VLC	01:03,850	3	15	00:01,085	00:00,056	80,51	CD	
8	18	FIGUEIRAS,Samuel	F.FIGUEIRAS	OK1-lame Puma	VLC	01:03,968	4	15	00:01,203	00:00,118	80,37	CD	
9	41	VARGAS,Yoel	CR ALMERIA	Energy-lame P	ALM	01:04,076	4	12	00:01,311	00:00,108	80,23	CD	
10	6	LOREDO,Claudio	MARLONKART	Tonykart-lame	MAL	01:04,279	11	15	00:01,514	00:00,203	79,98	CD	
11	5	HERNANDEZ,Alvaro	CR ALMERIA	ERK-lame Puma	ALM	01:04,442	7	15	00:01,677	00:00,163	79,77	CD	
12	111	ROMERO,Lucas	L.ROMERO Sr.	CRG-lame Puma	MAL	01:04,526	4	7	00:01,761	00:00,084	79,67	CD	
13	119	LOPEZ,Joel	E.RIERA	FA-lame Puma	BCN	01:04,824	7	12	00:02,059	00:00,298	79,3	CD	
14	9	RODRIGUEZ,Oscar	MARLONKART	Tonykart-lame	ALM	01:16,350	2	2	00:13,585	00:11,526	67,33	CD	

Circuito Lucas Guerrero

Final Official

Provisional Official

Length: 1428 m. Hour: 15:50

Stewards:

Hour:

C.of the Course:

Hour:

C.Timekeeper:

Hour: 16:06:44



CROHOCIRCUIT: oscar.gutierrez@circuitvalencia.com



V TROFEO Kartódromo Lucas Guerrero

VUELTA A VUELTA SECTORES Tanda 5 CADETE

2 - FLUXA,Lorenzo					P.Vmax: 1	T. Ideal: 01:03,734	9 - RODRIGUEZ,Oscar					P.Vmax: 1	T. Ideal: 01:16,350			
V. Tiempo	Sector 1	Sector 2	V.Max	Hora	V. Tiempo	Sector 1	Sector 2	V.Max	Hora	V. Tiempo	Sector 1	Sector 2	V.Max	Hora		
1	PIT	...		15:50:43	1	PIT	...		15:50:18	14 - BRIZ,Daniel					P.Vmax: 1	T. Ideal: 01:03,500
2	01:12,995	00:25,791	00:47,204	15:51:57	2	01:16,350	00:29,515	00:46,835	15:51:35	1	PIT	...		15:50:42		
3	01:03,748	00:17,732	00:46,016	15:53:01						2	01:57,522	00:29,501	01:28,021	15:52:39		
4	01:03,734	00:17,724	00:46,010	15:54:04						3	01:09,380	00:23,290	00:46,090	15:53:49		
5 - HERNANDEZ,Alvaro					P.Vmax: 1	T. Ideal: 01:04,282	18 - FIGUEIRAS,Samuel					P.Vmax: 1	T. Ideal: 01:03,760			
V. Tiempo	Sector 1	Sector 2	V.Max	Hora	V. Tiempo	Sector 1	Sector 2	V.Max	Hora	V. Tiempo	Sector 1	Sector 2	V.Max	Hora		
1	PIT	...		15:50:21	1	PIT	...		15:50:33	1	PIT	...		15:50:33		
2	01:14,949	00:27,435	00:47,514	15:51:37	2	01:10,142	00:23,288	00:46,854	15:51:43	2	01:10,142	00:23,288	00:46,854	15:51:43		
3	01:05,226	00:17,927	00:47,299	15:52:42	3	01:04,386	00:18,110	00:46,276	15:52:48	3	01:04,386	00:18,110	00:46,276	15:52:48		
4	01:04,862	00:18,142	00:46,720	15:53:47	4	01:03,968	00:17,577	00:46,391	15:53:52	4	01:03,968	00:17,577	00:46,391	15:53:52		
5	01:05,040	00:17,941	00:47,099	15:54:52	5	01:12,066	00:25,256	00:46,810	15:55:04	5	01:12,066	00:25,256	00:46,810	15:55:04		
6	01:04,939	00:17,867	00:47,072	15:55:57	6	01:09,233	00:21,034	00:48,199	15:56:13	6	01:09,233	00:21,034	00:48,199	15:56:13		
7	01:04,442	00:17,882	00:46,560	15:57:01	7	01:04,023	00:17,840	00:46,183	15:57:17	7	01:04,023	00:17,840	00:46,183	15:57:17		
8	01:04,653	00:17,925	00:46,728	15:58:06	8	01:04,322	00:17,954	00:46,368	15:58:21	8	01:04,322	00:17,954	00:46,368	15:58:21		
9	01:04,572	00:17,909	00:46,663	15:59:10	9	01:04,586	00:17,871	00:46,715	15:59:26	9	01:04,586	00:17,871	00:46,715	15:59:26		
10	01:07,290	00:20,494	00:46,796	16:00:18	10	01:04,671	00:17,759	00:46,912	16:00:31	10	01:04,671	00:17,759	00:46,912	16:00:31		
11	01:04,662	00:18,004	00:46,658	16:01:22	11	01:04,501	00:17,760	00:46,741	16:01:35	11	01:04,501	00:17,760	00:46,741	16:01:35		
12	01:04,587	00:17,957	00:46,630	16:02:27	12	01:04,429	00:17,766	00:46,663	16:02:40	12	01:04,429	00:17,766	00:46,663	16:02:40		
13	01:04,658	00:18,243	00:46,415	16:03:31	13	01:04,331	00:17,726	00:46,605	16:03:44	13	01:04,331	00:17,726	00:46,605	16:03:44		
14	01:04,460	00:17,910	00:46,550	16:04:36	14	01:04,534	00:17,872	00:46,662	16:04:48	14	01:04,534	00:17,872	00:46,662	16:04:48		
15	01:04,674	00:18,057	00:46,617	16:05:41	15	01:04,516	00:17,744	00:46,772	16:05:53	15	01:04,516	00:17,744	00:46,772	16:05:53		
6 - LOREDO,Claudio					P.Vmax: 1	T. Ideal: 01:04,229	19 - MAYER,Max					P.Vmax: 1	T. Ideal: 01:03,269			
V. Tiempo	Sector 1	Sector 2	V.Max	Hora	V. Tiempo	Sector 1	Sector 2	V.Max	Hora	V. Tiempo	Sector 1	Sector 2	V.Max	Hora		
1	PIT	...		15:50:18	1	PIT	...		15:50:19	1	PIT	...		15:50:19		
2	01:16,417	00:29,299	00:47,118	15:51:35	2	01:16,985	00:29,561	00:47,424	15:51:36	2	01:16,985	00:29,561	00:47,424	15:51:36		
3	01:06,720	00:17,805	00:48,915	15:52:42	3	01:05,089	00:18,008	00:47,081	15:52:41	3	01:05,089	00:18,008	00:47,081	15:52:41		
4	01:04,477	00:17,767	00:46,710	15:53:46	4	01:03,315	00:17,637	00:45,678	15:53:45	4	01:03,315	00:17,637	00:45,678	15:53:45		
5	01:04,918	00:17,722	00:47,196	15:54:51	5	01:03,788	00:17,627	00:46,161	15:54:48	5	01:03,788	00:17,627	00:46,161	15:54:48		
6	01:04,374	00:17,757	00:46,617	15:55:56	6	01:03,424	00:17,628	00:45,796	15:55:52	6	01:03,424	00:17,628	00:45,796	15:55:52		
7	01:04,512	00:17,823	00:46,689	15:57:00	7	01:03,938	00:17,709	00:46,229	15:56:56	7	01:03,938	00:17,709	00:46,229	15:56:56		
8	01:04,381	00:17,799	00:46,582	15:58:05	8	PIT	00:17,598	01:46,791	15:59:00	8	PIT	00:17,598	01:46,791	15:59:00		
9	01:04,673	00:17,789	00:46,884	15:59:09	9	01:19,915	00:31,364	00:48,551	16:00:20	9	01:19,915	00:31,364	00:48,551	16:00:20		
10	01:11,138	00:21,759	00:49,379	16:00:20	10	01:03,578	00:17,599	00:45,979	16:01:24	10	01:03,578	00:17,599	00:45,979	16:01:24		
11	01:04,279	00:17,772	00:46,507	16:01:25	11	01:03,494	00:17,606	00:45,888	16:02:27	11	01:03,494	00:17,606	00:45,888	16:02:27		
12	01:04,499	00:17,875	00:46,624	16:02:29	12	01:03,593	00:17,735	00:45,858	16:03:31	12	01:03,593	00:17,735	00:45,858	16:03:31		
13	01:04,299	00:17,767	00:46,532	16:03:33	13	01:03,508	00:17,591	00:45,917	16:04:34	13	01:03,508	00:17,591	00:45,917	16:04:34		
14	01:04,455	00:17,760	00:46,695	16:04:38	14	01:11,457	00:20,977	00:50,480	16:05:46	14	01:11,457	00:20,977	00:50,480	16:05:46		
15	01:08,194	00:17,833	00:50,361	16:05:46	20 - NATURIL,Hugo					P.Vmax: 1	T. Ideal: 01:03,836					
7 - PUERTAS,Fco.M.					P.Vmax: 1	T. Ideal: 01:03,675	V. Tiempo	Sector 1	Sector 2	V.Max	Hora					
V. Tiempo	Sector 1	Sector 2	V.Max	Hora	V. Tiempo	Sector 1	Sector 2	V.Max	Hora							
1	PIT	...		15:50:27	1	PIT	...		15:50:32							
2	01:14,525	00:23,498	00:51,027	15:51:42	2	01:10,586	00:23,606	00:46,980	15:51:43							
3	01:03,863	00:17,856	00:46,007	15:52:46	3	01:03,850	00:17,635	00:46,215	15:52:47							
4	01:03,794	00:17,808	00:45,986	15:53:50												
5	01:04,179	00:17,689	00:46,490	15:54:54												
6	01:04,283	00:17,840	00:46,443	15:55:58												
7	01:04,279	00:17,774	00:46,505	15:57:02												
8	01:04,144	00:17,774	00:46,370	15:58:07												
9	01:04,209	00:17,804	00:46,405	15:59:11												
10	01:05,398	00:18,495	00:46,903	16:00:16												
11	01:04,815	00:17,910	00:46,905	16:01:21												
12	01:04,576	00:17,825	00:46,751	16:02:26												
13	01:04,891	00:18,027	00:46,864	16:03:30												
14	01:04,563	00:18,256	00:46,307	16:04:35												
15	01:05,038	00:18,076	00:46,962	16:05:40												






Circuito Lucas Guerrero

V TROFEO Kartódromo Lucas Guerrero

VUELTA A VUELTA SECTORES Tanda 5 CADETE

Table with multiple columns: Driver Name, P.Vmax, T. Ideal, V. Tiempo, Sector 1, Sector 2, V.Max, Hora. Includes drivers like FERNANDEZ, Albert; VARGAS, Yoel; ROMERO, Lucas; LOPEZ, Joel.





V TROFEO Kartódromo Lucas Guerrero

17 - 18 Junio 2017

Length: 1428 metros

Results

Tanda 6

CADETE

Pos.	N.	Driver	Team	Car	Nat.	Best Lap	iL	Laps	Gap	Interval	Speed	Cat.	Ne.
1	133	APARICIO,Félix	MARLONKART	Tonykart-lame	SAL	01:03,051	4	8			81,53	CD	
2	2	FLUXA,Lorenzo	PRAGA ESP.	Praga-lame Pum	MAL	01:03,169	3	9	00:00,118	00:00,118	81,38	CD	
3	9	RODRIGUEZ,Oscar	MARLONKART	Tonykart-lame	ALM	01:03,233	2	9	00:00,182	00:00,064	81,3	CD	
4	19	MAYER,Max	MARLONKART	Tonykart-lame	ALI	01:03,251	4	9	00:00,200	00:00,018	81,28	CD	
5	6	LOREDO,Claudio	MARLONKART	Tonykart-lame	MAL	01:03,342	2	6	00:00,291	00:00,091	81,16	CD	
6	20	NATURIL,Hugo	J.L.NATURIL	OK1-lame Puma	VLC	01:03,406	4	9	00:00,355	00:00,064	81,08	CD	
7	14	BRIZ,Daniel	DPK RACING	FA-lame Puma	ALI	01:03,428	3	8	00:00,377	00:00,022	81,05	CD	
8	18	FIGUEIRAS,Samuel	F.FIGUEIRAS	OK1-lame Puma	VLC	01:03,495	2	9	00:00,444	00:00,067	80,96	CD	
9	7	PUERTAS,Fco.M.	CR ALMERIA	Ricciardo-lame	ALM	01:03,514	4	6	00:00,463	00:00,019	80,94	CD	
10	28	FERNANDEZ,Albert	M.MARTÍ	OK1-lame Puma	VLC	01:03,731	3	10	00:00,680	00:00,217	80,66	CD	
11	5	HERNANDEZ,Alvaro	CR ALMERIA	ERK-lame Puma	ALM	01:03,922	2	9	00:00,871	00:00,191	80,42	CD	
12	15	PEIRO,Miguel	M.PEIRO Sr.	FA-lame Puma	VIZ	01:03,946	2	8	00:00,895	00:00,024	80,39	CD	
13	41	VARGAS,Yoel	CR ALMERIA	Energy-lame P	ALM	01:04,521	3	5	00:01,470	00:00,575	79,68	CD	
14	111	ROMERO,Lucas	L.ROMERO Sr.	CRG-lame Puma	MAL	01:04,933	3	3	00:01,882	00:00,412	79,17	CD	
15	119	LOPEZ,Joel	E.RIERA	FA-lame Puma	BCN	01:05,293	4	8	00:02,242	00:00,360	78,73	CD	

Circuito Lucas Guerrero

Final Official

Provisional Official

Length: 1428 m. Hour: 17:10

Stewards:

Hour:

C.of the Course:

Hour:

C.Timekeeper:

Hour: 17:21:25



CROHOCIRCUIT: oscar.gutierrez@circuitvalencia.com



Circuito Lucas Guerrero

V TROFEO Kartódromo Lucas Guerrero

VUELTA A VUELTA SECTORES Tanda 6 CADETE

Table with columns: Driver Name, P.Vmax, T. Ideal, V. Tiempo, Sector 1, Sector 2, V.Max, Hora. Rows include drivers like FLUXA, Lorenzo; PEIRO, Miguel; HERNANDEZ, Alvaro; LOREDO, Claudio; PUERTAS, Fco.M.; RODRIGUEZ, Oscar; BRIZ, Daniel; PIT; FIGUEIRAS, Samuel; MAYER, Max; NATURIL, Hugo; FERNANDEZ, Albert.






Circuito Lucas Guerrero

V TROFEO Kartódromo Lucas Guerrero

VUELTA A VUELTA SECTORES Tanda 6 CADETE

10	01:05,738	00:18,068	00:47,670		17:20:08
41 - VARGAS, Yoel P.Vmax: 1 T. Ideal: 01:04,298					
V. Tiempo	Sector 1	Sector 2		V.Max	Hora
1	START	00:30,508	00:46,837		17:11:29
2	01:04,558	00:17,759	00:46,799		17:12:34
3	01:04,521	00:17,931	00:46,590		17:13:39
4	PIT	00:17,708	02:03,801		17:16:00
5	PIT	00:36,321	02:16,463		17:18:53
111 - ROMERO, Lucas P.Vmax: 1 T. Ideal: 01:04,933					
V. Tiempo	Sector 1	Sector 2		V.Max	Hora
1	START	00:26,238	00:47,880		17:11:26
2	01:06,196	00:18,561	00:47,635		17:12:32
3	01:04,933	00:18,365	00:46,568		17:13:37
119 - LOPEZ, Joel P.Vmax: 1 T. Ideal: 01:05,044					
V. Tiempo	Sector 1	Sector 2		V.Max	Hora
1	PIT	...			17:10:53
2	01:15,970	00:28,532	00:47,438		17:12:10
3	01:05,346	00:18,150	00:47,196		17:13:15
4	01:05,293	00:18,004	00:47,289		17:14:20
5	01:05,347	00:17,992	00:47,355		17:15:26
6	01:05,328	00:18,276	00:47,052		17:16:31
7	01:06,051	00:18,284	00:47,767		17:17:37
8	01:06,463	00:18,349	00:48,114		17:18:43
133 - APARICIO, Félix P.Vmax: 1 T. Ideal: 01:02,954					
V. Tiempo	Sector 1	Sector 2		V.Max	Hora
1	START	00:22,082	00:46,134		17:11:20
2	01:03,056	00:17,539	00:45,517		17:12:23
3	01:03,063	00:17,475	00:45,588		17:13:26
4	01:03,051	00:17,572	00:45,479		17:14:30
5	01:03,155	00:17,516	00:45,639		17:15:33
6	PIT	00:17,520	01:34,733		17:17:25
7	01:35,417	00:23,893	01:11,524		17:19:00
8	01:04,144	00:18,624	00:45,520		17:20:04





V TROFEO Kartódromo Lucas Guerrero

17 - 18 Junio 2017

Length: 1428 metros

Results

Tanda 7

CADETE

Pos.	N.	Driver	Team	Car	Nat.	Best Lap	iL	Laps	Gap	Interval	Speed	Cat.	Ne.
1	6	LOREDO,Claudio	MARLONKART	Tonykart-lame	MAL	01:02,990	3	9			81,61	CD	
2	19	MAYER,Max	MARLONKART	Tonykart-lame	ALI	01:03,135	4	9	00:00,145	00:00,145	81,43	CD	
3	14	BRIZ,Daniel	DPK RACING	FA-lame Puma	ALI	01:03,139	5	8	00:00,149	00:00,004	81,42	CD	
4	20	NATURIL,Hugo	J.L.NATURIL	OK1-lame Puma	VLC	01:03,236	4	9	00:00,246	00:00,097	81,3	CD	
5	9	RODRIGUEZ,Oscar	MARLONKART	Tonykart-lame	ALM	01:03,268	3	9	00:00,278	00:00,032	81,25	CD	
6	18	FIGUEIRAS,Samuel	F.FIGUEIRAS	OK1-lame Puma	VLC	01:03,304	5	10	00:00,314	00:00,036	81,21	CD	
7	2	FLUXA,Lorenzo	PRAGA ESP.	Praga-lame Pum	MAL	01:03,437	3	9	00:00,447	00:00,133	81,04	CD	
8	7	PUERTAS,Fco.M.	CR ALMERIA	Ricciardo-lame	ALM	01:03,514	2	9	00:00,524	00:00,077	80,94	CD	
9	15	PEIRO,Miguel	M.PEIRO Sr.	FA-lame Puma	VIZ	01:03,550	5	9	00:00,560	00:00,036	80,89	CD	
10	28	FERNANDEZ,Albert	M.MARTÍ	OK1-lame Puma	VLC	01:03,844	6	8	00:00,854	00:00,294	80,52	CD	
11	41	VARGAS,Yoel	CR ALMERIA	Energy-lame P	ALM	01:04,137	4	4	00:01,147	00:00,293	80,15	CD	
12	5	HERNANDEZ,Alvaro	CR ALMERIA	ERK-lame Puma	ALM	01:04,184	3	5	00:01,194	00:00,047	80,09	CD	
13	119	LOPEZ,Joel	E.RIERA	FA-lame Puma	BCN	01:05,068	8	8	00:02,078	00:00,884	79,01	CD	
14	111	ROMERO,Lucas	L.ROMERO Sr.	CRG-lame Puma	MAL	01:06,351	4	4	00:03,361	00:01,283	77,48	CD	

Circuito Lucas Guerrero

Final Official

Provisional Official

Length: 1428 m. Hour: 18:25

Stewards:

Hour:

C.of the Course:

Hour:

C.Timekeeper:

Hour: 18:36:58



CROHOCIRCUIT: oscar.gutierrez@circuitvalencia.com



Circuito Lucas Guerrero

V TROFEO Kartódromo Lucas Guerrero**VUELTA A VUELTA SECTORES Tanda 7 CADETE**

2 - FLUXA,Lorenzo					P.Vmax: 1	T. Ideal: 01:03,437								
V. Tiempo	Sector 1	Sector 2	V.Max	Hora										
1	PIT	...		18:25:55				4	01:03,152	00:17,651	00:45,501	18:29:45		
2	01:21,155	00:31,554	00:49,601	18:27:17				5	01:03,139	00:17,666	00:45,473	18:30:48		
3	01:03,437	00:17,713	00:45,724	18:28:21				6	01:03,249	00:17,624	00:45,625	18:31:51		
4	01:03,571	00:17,729	00:45,842	18:29:24				7	PIT	00:17,648	01:08,535	18:33:17		
5	01:03,719	00:17,735	00:45,984	18:30:28				8	01:42,499	00:34,051	01:08,448	18:35:00		
6	01:04,244	00:18,100	00:46,144	18:31:32				15 - PEIRO,Miguel						
7	PIT	00:17,714	01:41,400	18:33:31							P.Vmax: 1	T. Ideal: 01:03,550		
8	01:20,472	00:25,906	00:54,566	18:34:52				V. Tiempo	Sector 1	Sector 2	V.Max	Hora		
9	01:04,082	00:17,840	00:46,242	18:35:56				1	START	00:20,257	00:47,066	18:26:26		
5 - HERNANDEZ,Alvaro					P.Vmax: 1	T. Ideal: 01:04,184				2	01:03,869	00:17,838	00:46,031	18:27:30
V. Tiempo	Sector 1	Sector 2	V.Max	Hora				3	01:03,893	00:17,882	00:46,011	18:28:33		
1	PIT	00:42,866	04:13,763	18:30:15				4	01:03,960	00:17,821	00:46,139	18:29:37		
2	01:20,020	00:33,421	00:46,599	18:31:35				5	01:03,550	00:17,716	00:45,834	18:30:41		
3	01:04,184	00:17,944	00:46,240	18:32:39				6	01:03,864	00:17,716	00:46,148	18:31:45		
4	01:04,208	00:17,949	00:46,259	18:33:43				7	01:04,224	00:17,843	00:46,381	18:32:49		
5	01:04,794	00:18,007	00:46,787	18:34:48				8	01:06,848	00:19,433	00:47,415	18:33:56		
6 - LOREDO,Claudio					P.Vmax: 1	T. Ideal: 01:02,982				9	01:04,008	00:17,742	00:46,266	18:35:00
V. Tiempo	Sector 1	Sector 2	V.Max	Hora				18 - FIGUEIRAS,Samuel						
1	START	00:24,736	00:46,590	18:26:30							P.Vmax: 1	T. Ideal: 01:03,304		
2	01:03,667	00:17,702	00:45,965	18:27:33				V. Tiempo	Sector 1	Sector 2	V.Max	Hora		
3	01:02,990	00:17,579	00:45,411	18:28:36				1	PIT	...		18:25:55		
4	01:03,981	00:17,696	00:46,285	18:29:40				2	01:21,154	00:31,506	00:49,648	18:27:17		
5	01:03,107	00:17,571	00:45,536	18:30:43				3	01:03,838	00:17,765	00:46,073	18:28:21		
6	01:05,231	00:17,583	00:47,648	18:31:49				4	01:03,415	00:17,700	00:45,715	18:29:25		
7	01:03,303	00:17,633	00:45,670	18:32:52				5	01:03,304	00:17,651	00:45,653	18:30:28		
8	01:04,061	00:17,735	00:46,326	18:33:56				6	01:03,698	00:17,741	00:45,957	18:31:32		
9	01:04,182	00:17,812	00:46,370	18:35:00				7	01:04,718	00:17,956	00:46,762	18:32:36		
7 - PUERTAS,Fco.M.					P.Vmax: 1	T. Ideal: 01:03,413				8	01:03,903	00:17,745	00:46,158	18:33:40
V. Tiempo	Sector 1	Sector 2	V.Max	Hora				9	01:11,122	00:17,785	00:53,337	18:34:51		
1	START	00:23,866	00:46,625	18:26:29				10	01:04,082	00:17,754	00:46,328	18:35:55		
2	01:03,514	00:17,794	00:45,720	18:27:32				19 - MAYER,Max						
3	01:03,680	00:17,796	00:45,884	18:28:36							P.Vmax: 1	T. Ideal: 01:03,096		
4	01:03,626	00:17,735	00:45,891	18:29:40				V. Tiempo	Sector 1	Sector 2	V.Max	Hora		
5	01:03,657	00:17,693	00:45,964	18:30:43				1	START	00:26,270	00:47,173	18:26:32		
6	01:03,789	00:17,922	00:45,867	18:31:47				2	01:03,180	00:17,712	00:45,468	18:27:35		
7	01:04,755	00:18,251	00:46,504	18:32:52				3	01:03,204	00:17,680	00:45,524	18:28:38		
8	01:03,874	00:17,988	00:45,886	18:33:56				4	01:03,135	00:17,628	00:45,507	18:29:41		
9	01:04,394	00:17,744	00:46,650	18:35:00				5	01:03,459	00:17,806	00:45,653	18:30:45		
9 - RODRIGUEZ,Oscar					P.Vmax: 1	T. Ideal: 01:03,227				6	01:03,540	00:17,633	00:45,907	18:31:48
V. Tiempo	Sector 1	Sector 2	V.Max	Hora				7	01:03,428	00:17,666	00:45,762	18:32:52		
1	PIT	00:23,113	01:13,805	18:26:55				8	01:03,579	00:17,744	00:45,835	18:33:55		
2	01:12,273	00:26,855	00:45,418	18:28:08				9	01:04,378	00:17,827	00:46,551	18:35:00		
3	01:03,268	00:17,809	00:45,459	18:29:11				20 - NATURIL,Hugo						
4	01:03,512	00:17,865	00:45,647	18:30:14							P.Vmax: 1	T. Ideal: 01:03,176		
5	01:03,487	00:17,810	00:45,677	18:31:18				V. Tiempo	Sector 1	Sector 2	V.Max	Hora		
6	01:03,619	00:17,831	00:45,788	18:32:21				1	PIT	...		18:25:56		
7	PIT	00:17,918	00:52,280	18:33:32				2	01:20,531	00:30,896	00:49,635	18:27:18		
8	01:18,526	00:25,604	00:52,922	18:34:50				3	01:20,048	00:17,704	01:02,344	18:28:38		
9	01:03,383	00:17,814	00:45,569	18:35:54				4	01:03,236	00:17,678	00:45,558	18:29:41		
14 - BRIZ,Daniel					P.Vmax: 1	T. Ideal: 01:03,097				5	01:04,936	00:18,690	00:46,246	18:30:46
V. Tiempo	Sector 1	Sector 2	V.Max	Hora				6	01:03,457	00:17,657	00:45,800	18:31:49		
1	START	00:29,756	00:46,882	18:26:35				7	01:03,330	00:17,618	00:45,712	18:32:53		
2	01:03,148	00:17,652	00:45,496	18:27:38				8	01:04,344	00:17,749	00:46,595	18:33:57		
3	01:03,457	00:17,662	00:45,795	18:28:42				9	01:03,439	00:17,659	00:45,780	18:35:00		
								28 - FERNANDEZ,Albert						
											P.Vmax: 1	T. Ideal: 01:03,762		
V. Tiempo	Sector 1	Sector 2	V.Max	Hora				V. Tiempo	Sector 1	Sector 2	V.Max	Hora		
1	START	00:20,150	00:47,369	18:26:26				1	START	00:20,150	00:47,369	18:26:26		
2	01:04,214	00:18,016	00:46,198	18:27:30				2	01:04,214	00:18,016	00:46,198	18:27:30		
3	01:04,272	00:17,941	00:46,331	18:28:34				3	01:04,272	00:17,941	00:46,331	18:28:34		
4	01:06,292	00:17,893	00:48,399	18:29:41				4	01:06,292	00:17,893	00:48,399	18:29:41		
5	01:04,499	00:17,744	00:46,755	18:30:45				5	01:04,499	00:17,744	00:46,755	18:30:45		





Circuito Lucas Guerrero

V TROFEO Kartódromo Lucas Guerrero

VUELTA A VUELTA SECTORES Tanda 7 CADETE

6	01:03,844	00:17,826	00:46,018	18:31:49
7	01:04,260	00:17,947	00:46,313	18:32:53
8	PIT	00:18,880	01:33,065	18:34:45

41 - VARGAS, Yoel			P.Vmax: 1	T. Ideal: 01:04,050
-------------------	--	--	-----------	---------------------

V.	Tiempo	Sector 1	Sector 2	V.Max	Hora
1	START	00:25,946	00:48,662		18:26:33
2	01:04,475	00:18,129	00:46,346		18:27:37
3	01:05,696	00:18,018	00:47,678		18:28:43
4	01:04,137	00:18,105	00:46,032		18:29:47

111 - ROMERO, Lucas			P.Vmax: 1	T. Ideal: 01:06,023
---------------------	--	--	-----------	---------------------

V.	Tiempo	Sector 1	Sector 2	V.Max	Hora
1	START	00:30,323	00:49,860		18:26:39
2	01:06,673	00:18,724	00:47,949		18:27:45
3	01:06,445	00:18,578	00:47,867		18:28:52
4	01:06,351	00:18,906	00:47,445		18:29:58

119 - LOPEZ, Joel			P.Vmax: 1	T. Ideal: 01:05,041
-------------------	--	--	-----------	---------------------

V.	Tiempo	Sector 1	Sector 2	V.Max	Hora
1	START	00:20,589	00:49,542		18:26:29
2	PIT	00:18,625	01:32,384		18:28:20
3	01:15,103	00:27,299	00:47,804		18:29:35
4	01:06,185	00:18,521	00:47,664		18:30:41
5	01:05,403	00:18,385	00:47,018		18:31:46
6	01:05,601	00:18,221	00:47,380		18:32:52
7	01:05,418	00:18,314	00:47,104		18:33:57
8	01:05,068	00:18,023	00:47,045		18:35:02

