



VI TROFEO Kartódromo L.Guerrero

2 - 3 Septiembre 2017

Length: 1428 metros

Results

Tanda 1

ALEVIN

Pos.	N.	Driver	Team	Car	Nat.	Best Lap	iL	Laps	Gap	Interval	Speed	Cat.	Ne.
1	4	BARIEL, Diego	F.BARIEL	CRG-lame Puma	CAS	01:06,145	7	10			77,72	AL	
2	7	HURTADO, Alberto	BRT RT	Tonykart-lame	MA	01:06,304	6	10	00:00,159	00:00,159	77,53	AL	
3	44	DALLAKYAN, Daniel	E.DALLAKYAN	OK1-lame Puma	VLC	01:06,639	8	10	00:00,494	00:00,335	77,14	AL	
4	11	SORIANO, Aleix	E.SEGURA	Tonykart-lame	BCN	01:06,651	7	12	00:00,506	00:00,012	77,13	AL	
5	8	LOVEAU, Louis	KIDS TO WIN	FA-lame Puma	MAL	01:06,921	12	12	00:00,776	00:00,270	76,82	AL	
6	61	PERAL, Jan	MARLONKART	Tonykart-lame	CAS	01:06,923	7	12	00:00,778	00:00,002	76,82	AL	
7	666	SPEAKMAN, Cruz	S.WILKES	Praga-lame Pum	ALI	01:07,063	6	11	00:00,918	00:00,140	76,66	AL	
8	111	CLAEYS, Oliver	V.CLAEYS	FA-lame Puma	ALI	01:07,276	11	12	00:01,131	00:00,213	76,41	AL	
9	18	CARRIÓ, Sion	E.MALLORCA	CRG-lame Puma	MAL	01:07,721	11	11	00:01,576	00:00,445	75,91	AL	
10	43	ALBIÑANA, Carles	J.M.ALBIÑANA	OK1-lame Puma	VLC	01:07,730	9	11	00:01,585	00:00,009	75,9	AL	
11	59	BENITEZ, Marc	O.BENITEZ	Tonykart-lame	GER	01:07,957	5	9	00:01,812	00:00,227	75,65	AL	
12	161	OLIVER, Miguel	M.OLIVER Sr	CRG-lame Puma	VLC	01:07,969	9	11	00:01,824	00:00,012	75,63	AL	
13	5	RAMON, Valentín	E.RIERA	CRG-lame Puma	VLC	01:08,155	8	10	00:02,010	00:00,186	75,43	AL	
14	2	PEREZ, Sandro	MARLONKART	Tonykart-lame	ALI	01:08,184	9	9	00:02,039	00:00,029	75,4	AL	
15	3	MARTINEZ, Mario	M.COSTA	FK-lame Puma	MUR	01:08,613	8	9	00:02,468	00:00,429	74,92	AL	
16	702	AGUAYO, José				01:08,943	7	11	00:02,798	00:00,330	74,57		
17	6	MARTINEZ, Raúl	AC Castellón	Tonykart-lame	SUI	01:09,347	11	11	00:03,202	00:00,404	74,13	AL	
18	703	BOLEA, Rodrigo				01:09,573	10	11	00:03,428	00:00,226	73,89		
19	12	MAÑAS, Hugo	L.MAÑAS	Tonykart-lame	MAL	01:24,522	3	6	00:18,377	00:14,949	60,82	AL	

Circuito Lucas Guerrero

Final Official

Provisional Official

Length: 1428 m. Hour: 10:11

Stewards:

Hour:

C.of the Course:

Hour:

C.Timekeeper:

Hour: 10:26:17



CROHOCIRCUIT: oscar.gutierrez@circuitvalencia.com



VI TROFEO Kartódromo L.Guerrero

VUELTA A VUELTA SECTORES Tanda 1 ALEVIN

Table with columns: Driver Name, P.Vmax, T. Ideal, V. Tiempo, Sector 1, Sector 2, Sector 3, V.Max, Hora. Contains results for drivers 2-12 across 12 different karting categories.





Circuito Lucas Guerrero

VI TROFEO Kartódromo L.Guerrero

VUELTA A VUELTA SECTORES Tanda 1 ALEVIN

Table with multiple columns for driver names, sectors, and times. Includes sections for drivers like ALBIÑANA, DALLAKYAN, BENITEZ, PERAL, CLAEYS, OLIVER, SPEAKMAN, AGUAYO, and BOLEA.





Circuito Lucas Guerrero


VI TROFEO Kartódromo L.Guerrero

VUELTA A VUELTA SECTORES Tanda 1 ALEVIN

3	01:12,103	00:18,486	00:33,421	00:20,196	10:14:49
4	01:11,320	00:18,181	00:33,104	00:20,035	10:16:00
5	01:10,951	00:18,007	00:32,561	00:20,383	10:17:11
6	01:10,145	00:17,625	00:32,360	00:20,160	10:18:21
7	01:09,576	00:17,411	00:32,052	00:20,113	10:19:31
8	01:09,857	00:17,576	00:32,042	00:20,239	10:20:40
9	01:09,992	00:17,705	00:32,122	00:20,165	10:21:50
10	01:09,573	00:17,620	00:31,869	00:20,084	10:23:00
11	01:10,249	00:17,563	00:32,632	00:20,054	10:24:10



CRONOCIRCUIT: oscar.gutierrez@circuitvalencia.com



VI TROFEO Kartódromo L.Guerrero

2 - 3 Septiembre 2017

Length: 1428 metros

Results

Tanda 2

ALEVIN

Pos.	N.	Driver	Team	Car	Nat.	Best Lap	iL	Laps	Gap	Interval	Speed	Cat.	Ne.
1	59	BENITEZ,Marc	O.BENITEZ	Tonykart-lame	GER	01:06,048	6	9			77,83	AL	
2	7	HURTADO,Alberto	BRT RT	Tonykart-lame	MA	01:06,338	10	10	00:00,290	00:00,290	77,49	AL	
3	11	SORIANO,Aleix	E.SEGURA	Tonykart-lame	BCN	01:06,500	5	11	00:00,452	00:00,162	77,31	AL	
4	4	BARIEL,Diego	F.BARIEL	CRG-lame Puma	CAS	01:06,510	10	10	00:00,462	00:00,010	77,29	AL	
5	8	LOVEAU,Louis	KIDS TO WIN	FA-lame Puma	MAL	01:06,627	11	12	00:00,579	00:00,117	77,16	AL	
6	61	PERAL,Jan	MARLONKART	Tonykart-lame	CAS	01:06,714	12	12	00:00,666	00:00,087	77,06	AL	
7	666	SPEAKMAN,Cruz	S.WILKES	Praga-lame Pum	ALI	01:06,786	4	11	00:00,738	00:00,072	76,97	AL	
8	44	DALLAKYAN,Daniel	E.DALLAKYAN	OK1-lame Puma	VLC	01:06,895	4	11	00:00,847	00:00,109	76,85	AL	
9	2	PEREZ,Sandro	MARLONKART	Tonykart-lame	ALI	01:07,004	5	11	00:00,956	00:00,109	76,72	AL	
10	18	CARRIÓ,Sion	E.MALLORCA	CRG-lame Puma	MAL	01:07,057	6	11	00:01,009	00:00,053	76,66	AL	
11	43	ALBIÑANA,Carles	J.M.ALBIÑANA	OK1-lame Puma	VLC	01:07,103	8	12	00:01,055	00:00,046	76,61	AL	
12	111	CLAEYS,Oliver	V.CLAEYS	FA-lame Puma	ALI	01:07,267	10	12	00:01,219	00:00,164	76,42	AL	
13	161	OLIVER,Miguel	M.OLIVER Sr	CRG-lame Puma	VLC	01:07,456	8	11	00:01,408	00:00,189	76,21	AL	
14	3	MARTINEZ,Mario	M.COSTA	FK-lame Puma	MUR	01:07,645	9	11	00:01,597	00:00,189	76	AL	
15	6	MARTINEZ,Raúl	AC Castellón	Tonykart-lame	SUI	01:07,771	7	11	00:01,723	00:00,126	75,86	AL	
16	12	MAÑAS,Hugo	L.MAÑAS	Tonykart-lame	MAL	01:08,162	4	10	00:02,114	00:00,391	75,42	AL	
17	5	RAMON,Valentín	E.RIERA	CRG-lame Puma	VLC	01:08,667	4	10	00:02,619	00:00,505	74,87	AL	
18	703	BOLEA,Rodrigo				01:08,748	6	9	00:02,700	00:00,081	74,78		
19	702	AGUAYO,José				01:09,349	3	10	00:03,301	00:00,601	74,13		

Circuito Lucas Guerrero

Final Official

Provisional Official

Length: 1428 m. Hour: 11:26

Stewards:

Hour:

C.of the Course:

Hour:

C.Timekeeper:

Hour: 11:40:30



CROHOCIRCUIT: oscar.gutierrez@circuitvalencia.com



Circuito Lucas Guerrero

VI TROFEO Kartódromo L.Guerrero

VUELTA A VUELTA SECTORES Tanda 2 ALEVIN

2 - PEREZ,Sandro						P.Vmax: 1	T. Ideal: 01:06,775							
V. Tiempo	Sector 1	Sector 2	Sector 3	V.Max	Hora									
1	PIT		...		11:27:22				6	01:07,945	00:16,449	00:30,753	00:20,743	11:34:01
2	01:18,138	00:27,316	00:30,705	00:20,117	11:28:40				7	01:07,771	00:16,548	00:30,542	00:20,681	11:35:09
3	01:07,830	00:16,324	00:31,197	00:20,309	11:29:48				8	01:08,012	00:16,539	00:30,870	00:20,603	11:36:17
4	01:07,097	00:16,258	00:30,915	00:19,924	11:30:55				9	01:08,432	00:16,697	00:30,861	00:20,874	11:37:25
5	01:07,004	00:16,146	00:30,872	00:19,986	11:32:02				10	01:08,558	00:16,593	00:30,979	00:20,986	11:38:34
6	01:08,468	00:16,996	00:31,309	00:20,163	11:33:11				11	01:08,679	00:16,872	00:30,908	00:20,899	11:39:42
7	01:07,232	00:16,253	00:30,976	00:20,003	11:34:18	7 - HURTADO,Alberto						P.Vmax: 1	T. Ideal: 01:06,262	
8	01:07,267	00:16,308	00:30,870	00:20,089	11:35:25				V. Tiempo	Sector 1	Sector 2	Sector 3	V.Max	Hora
9	01:08,146	00:16,843	00:31,056	00:20,247	11:36:33				1	PIT		...		11:28:52
10	01:07,466	00:16,260	00:30,844	00:20,362	11:37:41				2	01:14,461	00:23,489	00:30,929	00:20,043	11:30:07
11	01:07,689	00:16,469	00:30,881	00:20,339	11:38:49				3	01:06,502	00:16,062	00:30,532	00:19,908	11:31:13
3 - MARTINEZ,Mario						P.Vmax: 1	T. Ideal: 01:07,517							
V. Tiempo	Sector 1	Sector 2	Sector 3	V.Max	Hora									
1	PIT		...		11:28:01				4	01:06,492	00:16,066	00:30,572	00:19,854	11:32:20
2	01:21,436	00:28,976	00:31,627	00:20,833	11:29:23				5	01:06,608	00:16,073	00:30,592	00:19,943	11:33:26
3	01:08,429	00:16,915	00:30,831	00:20,683	11:30:32				6	01:06,403	00:16,017	00:30,523	00:19,863	11:34:33
4	01:08,678	00:16,658	00:31,111	00:20,909	11:31:40				7	01:06,435	00:16,092	00:30,560	00:19,783	11:35:39
5	01:07,925	00:16,524	00:30,966	00:20,435	11:32:48				8	01:06,612	00:15,956	00:30,550	00:20,106	11:36:46
6	01:08,040	00:16,634	00:30,841	00:20,565	11:33:56				9	01:06,645	00:16,071	00:30,548	00:20,026	11:37:53
7	01:08,419	00:16,726	00:31,402	00:20,291	11:35:05	8 - LOVEAU,Louis						P.Vmax: 1	T. Ideal: 01:06,519	
8	01:08,110	00:16,583	00:30,880	00:20,647	11:36:13				V. Tiempo	Sector 1	Sector 2	Sector 3	V.Max	Hora
9	01:07,645	00:16,509	00:30,717	00:20,419	11:37:21				1	PIT		...		11:27:08
10	01:07,982	00:16,692	00:30,839	00:20,451	11:38:29				2	01:21,864	00:30,256	00:30,673	00:20,935	11:28:30
11	01:07,914	00:16,548	00:30,898	00:20,468	11:39:37				3	01:07,648	00:16,487	00:30,897	00:20,264	11:29:38
4 - BARIEL,Diego						P.Vmax: 1	T. Ideal: 01:05,616							
V. Tiempo	Sector 1	Sector 2	Sector 3	V.Max	Hora									
1	PIT		...		11:27:35				4	01:07,544	00:16,248	00:31,055	00:20,241	11:30:45
2	01:17,669	00:27,944	00:29,849	00:19,876	11:28:53				5	01:08,058	00:17,034	00:30,965	00:20,059	11:31:53
3	01:09,080	00:16,038	00:31,491	00:21,551	11:30:02				6	01:06,827	00:16,232	00:30,622	00:19,973	11:33:00
4	01:06,738	00:16,130	00:30,705	00:19,903	11:31:09				7	01:07,599	00:16,618	00:30,952	00:20,029	11:34:08
5	01:06,970	00:16,188	00:30,944	00:19,838	11:32:16				8	01:07,231	00:16,259	00:30,944	00:20,028	11:35:15
6	01:06,721	00:16,064	00:30,809	00:19,848	11:33:23	11 - SORIANO,Aleix						P.Vmax: 1	T. Ideal: 01:06,466	
7	01:06,520	00:16,092	00:30,691	00:19,737	11:34:29				V. Tiempo	Sector 1	Sector 2	Sector 3	V.Max	Hora
8	01:06,837	00:16,030	00:30,714	00:20,093	11:35:36				1	PIT		...		11:27:08
9	01:07,025	00:16,096	00:30,957	00:19,972	11:36:43				2	01:20,900	00:28,717	00:31,117	00:21,066	11:28:30
10	01:06,510	00:16,063	00:30,493	00:19,954	11:37:50				3	PIT		...		11:29:55
5 - RAMON,Valentin						P.Vmax: 1	T. Ideal: 01:08,004							
V. Tiempo	Sector 1	Sector 2	Sector 3	V.Max	Hora									
1	PIT		...		11:27:14				4	01:22,640	00:31,648	00:30,982	00:20,010	11:31:17
2	01:21,499	00:29,046	00:31,130	00:21,323	11:28:36				5	01:06,500	00:16,000	00:30,701	00:19,799	11:32:24
3	01:09,242	00:16,789	00:31,807	00:20,646	11:29:45				6	01:06,715	00:15,993	00:30,950	00:19,772	11:33:31
4	01:08,667	00:16,547	00:31,793	00:20,327	11:30:54	12 - MAÑAS,Hugo						P.Vmax: 1	T. Ideal: 00:00,000	
5	01:12,205	00:17,086	00:34,173	00:20,946	11:32:06				V. Tiempo	Sector 1	Sector 2	Sector 3	V.Max	Hora
6	01:09,070	00:17,139	00:31,330	00:20,601	11:33:15				1	START		01:12,917	00:26,353	11:28:37
7	01:09,235	00:16,863	00:31,686	00:20,686	11:34:24				2	01:15,546		00:55,185	00:20,361	11:29:52
8	PIT		...		11:36:29				3	01:08,714		00:48,237	00:20,477	11:31:01
9	01:33,462	00:40,013	00:32,144	00:21,305	11:38:02				4	01:08,162		00:47,707	00:20,455	11:32:09
10	01:09,661	00:16,922	00:31,586	00:21,153	11:39:12	6 - MARTINEZ,Raúl						P.Vmax: 1	T. Ideal: 01:07,594	
6 - MARTINEZ,Raúl						P.Vmax: 1	T. Ideal: 01:07,594							
V. Tiempo	Sector 1	Sector 2	Sector 3	V.Max	Hora									
1	PIT		...		11:27:09				5	01:09,448		00:48,862	00:20,586	11:33:18
2	01:22,085	00:29,538	00:30,675	00:21,872	11:28:31				6	01:08,657		00:48,215	00:20,442	11:34:27
3	PIT		...		11:30:18				7	01:09,558		00:48,734	00:20,824	11:35:37
4	01:25,862	00:33,711	00:31,144	00:21,007	11:31:44				8	01:09,094		00:48,182	00:20,912	11:36:46
5	01:08,479	00:16,782	00:31,001	00:20,696	11:32:53				9	01:09,014		00:48,465	00:20,549	11:37:55
									10	01:08,367		00:47,751	00:20,616	11:39:03





Circuito Lucas Guerrero

VI TROFEO Kartódromo L.Guerrero

VUELTA A VUELTA SECTORES Tanda 2 ALEVIN

Table with multiple columns (V. Tiempo, Sector 1, Sector 2, Sector 3, V.Max, Hora) and rows for various drivers including 18 - CARRIÓ,Sion, 43 - ALBIÑANA,Carles, 44 - DALLAKYAN,Daniel, 59 - BENITEZ,Marc, 61 - PERAL,Jan, 111 - CLAEYS,Oliver, 161 - OLIVER,Miguel, 666 - SPEAKMAN,Cruz, and 702 - AGUAYO, José.





Circuito Lucas Guerrero

VI TROFEO Kartódromo L.Guerrero

VUELTA A VUELTA SECTORES Tanda 2 ALEVIN


8	01:09,603	00:16,849	00:31,847	00:20,907	11:36:35
9	01:09,932	00:16,827	00:32,098	00:21,007	11:37:45
10	01:09,809	00:16,972	00:31,783	00:21,054	11:38:54

703 - BOLEA,Rodrigo		P.Vmax: 1		T. Ideal: 01:08,191	
---------------------	--	-----------	--	---------------------	--

V.	Tiempo	Sector 1	Sector 2	Sector 3	V.Max	Hora
1	PIT			...		11:27:12
2	01:21,173	00:28,727	00:31,339	00:21,107		11:28:33
3	01:09,891	00:16,775	00:32,789	00:20,327		11:29:43
4	01:10,542	00:17,655	00:32,371	00:20,516		11:30:54
5	01:10,206	00:16,905	00:33,181	00:20,120		11:32:04
6	01:08,748	00:16,957	00:31,714	00:20,077		11:33:13
7	01:09,623	00:16,828	00:31,872	00:20,923		11:34:22
8	PIT	00:17,200	00:32,305	02:14,671		11:37:27
9	01:32,205	00:39,394	00:32,177	00:20,634		11:38:59



CROHOCIRCUIT: oscar.gutierrez@circuitvalencia.com



VI TROFEO Kartódromo L.Guerrero

2 - 3 Septiembre 2017

Length: 1428 metros

Results

Tanda 3

ALEVIN

Pos.	N.	Driver	Team	Car	Nat.	Best Lap	iL	Laps	Gap	Interval	Speed	Cat.	Ne.
1	666	SPEAKMAN,Cruz	S.WILKES	Praga-lame Pum	ALI	01:06,063	4	12			77,82	AL	
2	4	BARIEL,Diego	F.BARIEL	CRG-lame Puma	CAS	01:06,108	4	10	00:00,045	00:00,045	77,76	AL	
3	44	DALLAKYAN,Daniel	E.DALLAKYAN	OK1-lame Puma	VLC	01:06,119	4	7	00:00,056	00:00,011	77,75	AL	
4	11	SORIANO,Aleix	E.SEGURA	Tonykart-lame	BCN	01:06,270	8	12	00:00,207	00:00,151	77,57	AL	
5	7	HURTADO,Alberto	BRT RT	Tonykart-lame	MA	01:06,292	5	7	00:00,229	00:00,022	77,55	AL	
6	8	LOVEAU,Louis	KIDS TO WIN	FA-lame Puma	MAL	01:06,306	12	12	00:00,243	00:00,014	77,53	AL	
7	59	BENITEZ,Marc	O.BENITEZ	Tonykart-lame	GER	01:06,374	7	9	00:00,311	00:00,068	77,45	AL	
8	61	PERAL,Jan	MARLONKART	Tonykart-lame	CAS	01:06,520	11	12	00:00,457	00:00,146	77,28	AL	
9	2	PEREZ,Sandro	MARLONKART	Tonykart-lame	ALI	01:06,573	6	11	00:00,510	00:00,053	77,22	AL	
10	18	CARRIÓ,Sion	E.MALLORCA	CRG-lame Puma	MAL	01:06,627	5	11	00:00,564	00:00,054	77,16	AL	
11	111	CLAEYS,Oliver	V.CLAEYS	FA-lame Puma	ALI	01:06,770	6	12	00:00,707	00:00,143	76,99	AL	
12	12	MAÑAS,Hugo	L.MAÑAS	Tonykart-lame	MAL	01:07,093	9	11	00:01,030	00:00,323	76,62	AL	
13	43	ALBIÑANA,Carles	J.M.ALBIÑANA	OK1-lame Puma	VLC	01:07,238	6	11	00:01,175	00:00,145	76,46	AL	
14	6	MARTINEZ,Raúl	AC Castellón	Tonykart-lame	SUI	01:07,368	3	11	00:01,305	00:00,130	76,31	AL	
15	5	RAMON,Valentín	E.RIERA	CRG-lame Puma	VLC	01:07,559	6	10	00:01,496	00:00,191	76,09	AL	
16	3	MARTINEZ,Mario	M.COSTA	FK-lame Puma	MUR	01:07,586	7	11	00:01,523	00:00,027	76,06	AL	
17	161	OLIVER,Miguel	M.OLIVER Sr	CRG-lame Puma	VLC	01:07,780	4	10	00:01,717	00:00,194	75,85	AL	
18	702	AGUAYO,José				01:08,153	6	10	00:02,090	00:00,373	75,43		
19	703	BOLEA,Rodrigo				01:08,705	8	11	00:02,642	00:00,552	74,82		

Circuito Lucas Guerrero

Final Official

Provisional Official

Length: 1428 m. Hour: 12:42

Stewards:

Hour:

C.of the Course:

Hour:

C.Timekeeper:

Hour: 12:55:34



CROHOCIRCUIT: oscar.gutierrez@circuitvalencia.com



Circuito Lucas Guerrero

VI TROFEO Kartódromo L.Guerrero

VUELTA A VUELTA SECTORES Tanda 3 ALEVIN

Table with columns: Driver Name, P.Vmax, T. Ideal, V. Tiempo, Sector 1, Sector 2, Sector 3, V.Max, Hora. Includes sections for drivers 2-12.





VI TROFEO Kartódromo L. Guerrero

VUELTA A VUELTA SECTORES Tanda 3 ALEVIN

18 - CARRIÓN,Sion P.Vmax: 1 T. Ideal: 01:06,442						10 01:06,835 00:16,862 00:30,579 00:19,394 12:52:33
V. Tiempo	Sector 1	Sector 2	Sector 3	V.Max	Hora	11 01:06,520 00:16,904 00:30,516 00:19,100 12:53:40
1 START	00:32,213	00:31,776	00:22,296		12:43:26	12 01:06,607 00:16,868 00:30,640 00:19,099 12:54:46
2 01:08,567	00:17,670	00:30,906	00:19,991		12:44:35	111 - CLAEYS,Oliver P.Vmax: 1 T. Ideal: 01:06,312
3 01:11,649	00:17,422	00:30,727	00:23,500		12:45:46	V. Tiempo Sector 1 Sector 2 Sector 3 V.Max Hora
4 01:06,835	00:17,148	00:30,390	00:19,297		12:46:53	1 PIT ... 12:42:24
5 01:06,627	00:16,784	00:30,361	00:19,482		12:48:00	2 01:15,981 00:26,232 00:30,278 00:19,471 12:43:40
6 01:07,162	00:16,832	00:30,652	00:19,678		12:49:07	3 01:08,207 00:17,152 00:31,459 00:19,596 12:44:49
7 01:08,706	00:18,652	00:30,506	00:19,548		12:50:16	4 01:06,964 00:16,896 00:30,632 00:19,436 12:45:56
8 01:07,745	00:17,329	00:30,643	00:19,773		12:51:23	5 01:06,969 00:16,935 00:30,667 00:19,367 12:47:03
9 01:11,726	00:17,028	00:31,522	00:23,176		12:52:35	6 01:06,770 00:16,765 00:30,736 00:19,269 12:48:09
10 01:08,082	00:17,710	00:30,767	00:19,605		12:53:43	7 01:07,695 00:17,052 00:30,823 00:19,820 12:49:17
11 01:07,411	00:17,263	00:30,734	00:19,414		12:54:50	8 01:09,016 00:17,072 00:31,513 00:20,431 12:50:26

43 - ALBIÑANA,Carles P.Vmax: 1 T. Ideal: 01:07,067						9 01:08,246 00:17,392 00:30,929 00:19,925 12:51:34
V. Tiempo	Sector 1	Sector 2	Sector 3	V.Max	Hora	10 01:07,343 00:17,053 00:30,842 00:19,448 12:52:42
1 PIT					12:42:18	11 01:07,207 00:16,861 00:30,736 00:19,610 12:53:49
2 PIT					12:44:24	12 01:07,343 00:16,989 00:30,748 00:19,606 12:54:56
3 01:16,721	00:26,208	00:31,004	00:19,509		12:45:40	161 - OLIVER,Miguel P.Vmax: 1 T. Ideal: 01:07,460
4 01:07,388	00:16,935	00:31,009	00:19,444		12:46:48	V. Tiempo Sector 1 Sector 2 Sector 3 V.Max Hora
5 01:07,419	00:16,863	00:31,056	00:19,500		12:47:55	1 PIT ... 12:43:49
6 01:07,238	00:16,895	00:30,845	00:19,498		12:49:03	2 01:18,435 00:27,388 00:31,139 00:19,908 12:45:07
7 01:07,362	00:17,047	00:30,872	00:19,443		12:50:10	3 01:07,806 00:17,219 00:30,678 00:19,909 12:46:15
8 01:08,101	00:17,010	00:31,279	00:19,812		12:51:18	4 01:07,780 00:17,131 00:30,898 00:19,751 12:47:23
9 01:07,250	00:16,986	00:30,761	00:19,503		12:52:25	5 01:08,871 00:17,031 00:32,014 00:19,826 12:48:31
10 01:08,302	00:17,099	00:31,026	00:20,177		12:53:34	6 01:08,002 00:17,246 00:30,735 00:20,021 12:49:39
11 01:08,511	00:17,567	00:31,050	00:19,894		12:54:42	7 01:08,107 00:17,239 00:31,061 00:19,807 12:50:48

44 - DALLAKYAN,Daniel P.Vmax: 1 T. Ideal: 01:04,379						8 01:08,109 00:17,284 00:31,049 00:19,776 12:51:56
V. Tiempo	Sector 1	Sector 2	Sector 3	V.Max	Hora	9 01:07,905 00:17,198 00:30,922 00:19,785 12:53:04
1 START	00:16,584	00:28,733	00:20,540		12:43:06	10 01:08,021 00:17,324 00:30,900 00:19,797 12:54:12
2 01:06,362	00:16,835	00:30,372	00:19,155		12:44:12	666 - SPEAKMAN,Cruz P.Vmax: 1 T. Ideal: 01:05,379
3 01:06,407	00:16,747	00:30,423	00:19,237		12:45:18	V. Tiempo Sector 1 Sector 2 Sector 3 V.Max Hora
4 01:06,119	00:16,732	00:30,325	00:19,062		12:46:24	1 PIT ... 12:42:23
5 01:06,360	00:16,630	00:30,531	00:19,199		12:47:31	2 01:15,021 00:26,051 00:29,852 00:19,118 12:43:39
6 PIT	00:16,668	00:30,532	01:32,925		12:49:51	3 01:06,409 00:16,886 00:30,388 00:19,135 12:44:45
7 01:16,713	00:26,943	00:30,397	00:19,373		12:51:08	4 01:06,063 00:16,747 00:30,262 00:19,054 12:45:51

59 - BENITEZ,Marc P.Vmax: 1 T. Ideal: 01:05,505						5 01:06,351 00:16,596 00:30,824 00:18,931 12:46:58
V. Tiempo	Sector 1	Sector 2	Sector 3	V.Max	Hora	6 01:06,608 00:16,706 00:30,518 00:19,384 12:48:04
1 PIT					12:42:15	7 01:06,962 00:16,979 00:30,683 00:19,300 12:49:11
2 PIT	00:27,429	00:29,680	00:34,293		12:43:47	8 01:06,813 00:16,749 00:30,935 00:19,129 12:50:18
3 01:15,293	00:25,918	00:30,205	00:19,170		12:45:02	9 01:09,126 00:17,650 00:31,332 00:20,144 12:51:27
4 01:06,462	00:16,828	00:30,481	00:19,153		12:46:09	10 01:06,483 00:16,800 00:30,379 00:19,304 12:52:34
5 01:06,434	00:16,782	00:30,480	00:19,172		12:47:15	11 01:08,304 00:17,245 00:30,993 00:20,066 12:53:42
6 01:06,424	00:16,682	00:30,490	00:19,252		12:48:22	12 01:06,821 00:16,700 00:30,468 00:19,653 12:54:49
7 01:06,374	00:16,672	00:30,398	00:19,304		12:49:28	702 - AGUAYO,José P.Vmax: 1 T. Ideal: 01:07,047
8 01:06,759	00:16,844	00:30,558	00:19,357		12:50:35	V. Tiempo Sector 1 Sector 2 Sector 3 V.Max Hora
9 01:06,672	00:16,775	00:30,479	00:19,418		12:51:41	1 START 00:29,051 00:29,922 00:21,548 12:43:20

61 - PERAL,Jan P.Vmax: 1 T. Ideal: 01:05,807						2 01:09,725 00:17,544 00:31,351 00:20,830 12:44:30
V. Tiempo	Sector 1	Sector 2	Sector 3	V.Max	Hora	3 01:08,508 00:17,407 00:30,953 00:20,148 12:45:38
1 PIT					12:42:21	4 01:08,317 00:17,446 00:30,830 00:20,041 12:46:47
2 01:14,631	00:25,463	00:30,064	00:19,104		12:43:37	5 01:09,165 00:17,555 00:31,766 00:19,844 12:47:56
3 01:06,877	00:16,960	00:30,517	00:19,400		12:44:43	6 01:08,153 00:17,299 00:31,024 00:19,830 12:49:04
4 01:06,618	00:16,859	00:30,500	00:19,259		12:45:50	7 01:08,429 00:17,493 00:31,002 00:19,934 12:50:12
5 01:07,665	00:16,930	00:31,774	00:18,961		12:46:58	8 01:08,835 00:17,295 00:31,469 00:20,071 12:51:21
6 01:06,971	00:17,321	00:30,644	00:19,006		12:48:05	9 01:09,403 00:17,465 00:31,725 00:20,213 12:52:31
7 01:06,815	00:17,167	00:30,681	00:18,967		12:49:12	10 01:08,982 00:17,610 00:31,260 00:20,112 12:53:40
8 01:06,707	00:16,782	00:30,515	00:19,410		12:50:18	703 - BOLEA,Rodrigo P.Vmax: 1 T. Ideal: 01:08,576
9 01:08,185	00:17,484	00:31,059	00:19,642		12:51:26	V. Tiempo Sector 1 Sector 2 Sector 3 V.Max Hora



CRONOCIRCUIT: oscar.gutierrez@circuitvalencia.com






Circuito Lucas Guerrero

VI TROFEO Kartódromo L.Guerrero**VUELTA A VUELTA SECTORES Tanda 3 ALEVIN**

1	PIT			...	12:42:28
2	01:22,202	00:29,695	00:32,727	00:19,780	12:43:51
3	01:11,057	00:18,814	00:32,419	00:19,824	12:45:02
4	01:10,458	00:18,504	00:32,058	00:19,896	12:46:12
5	01:09,550	00:17,884	00:32,247	00:19,419	12:47:22
6	01:09,859	00:17,400	00:33,158	00:19,301	12:48:32
7	01:09,052	00:17,540	00:31,984	00:19,528	12:49:41
8	01:08,705	00:17,460	00:31,875	00:19,370	12:50:50
9	01:09,704	00:17,691	00:32,341	00:19,672	12:51:59
10	01:10,531	00:18,225	00:32,422	00:19,884	12:53:10
11	01:10,813	00:18,340	00:32,919	00:19,554	12:54:21

CROHOCIRCUIT: oscar.gutierrez@circuitvalencia.com



VI TROFEO Kartódromo L.Guerrero

2 - 3 Septiembre 2017

Length: 1428 metros

Results

Tanda 4

ALEVIN

Pos.	N.	Driver	Team	Car	Nat.	Best Lap	iL	Laps	Gap	Interval	Speed	Cat.	Ne.
1	11	SORIANO,Aleix	E.SEGURA	Tonykart-lame	BCN	01:06,235	3	9			77,61	AL	
2	4	BARIEL,Diego	F.BARIEL	CRG-lame Puma	CAS	01:06,536	6	10	00:00,301	00:00,301	77,26	AL	
3	8	LOVEAU,Louis	KIDS TO WIN	FA-lame Puma	MAL	01:06,699	8	11	00:00,464	00:00,163	77,07	AL	
4	44	DALLAKYAN,Daniel	E.DALLAKYAN	OK1-lame Puma	VLC	01:06,717	5	10	00:00,482	00:00,018	77,05	AL	
5	666	SPEAKMAN,Cruz	S.WILKES	Praga-lame Pum	ALI	01:06,842	6	11	00:00,607	00:00,125	76,91	AL	
6	2	PEREZ,Sandro	MARLONKART	Tonykart-lame	ALI	01:06,943	10	10	00:00,708	00:00,101	76,79	AL	
7	18	CARRIÓ,Sion	E.MALLORCA	CRG-lame Puma	MAL	01:06,958	6	12	00:00,723	00:00,015	76,78	AL	
8	3	MARTINEZ,Mario	M.COSTA	FK-lame Puma	MUR	01:07,017	12	12	00:00,782	00:00,059	76,71	AL	
9	161	OLIVER,Miguel	M.OLIVER Sr	CRG-lame Puma	VLC	01:07,054	8	11	00:00,819	00:00,037	76,67	AL	
10	111	CLAEYS,Oliver	V.CLAEYS	FA-lame Puma	ALI	01:07,095	7	11	00:00,860	00:00,041	76,62	AL	
11	61	PERAL,Jan	MARLONKART	Tonykart-lame	CAS	01:07,220	3	4	00:00,985	00:00,125	76,48	AL	
12	12	MAÑAS,Hugo	L.MAÑAS	Tonykart-lame	MAL	01:07,516	9	11	00:01,281	00:00,296	76,14	AL	
13	43	ALBIÑANA,Carles	J.M.ALBIÑANA	OK1-lame Puma	VLC	01:07,582	9	11	00:01,347	00:00,066	76,07	AL	
14	702	AGUAYO, José				01:07,784	4	8	00:01,549	00:00,202	75,84		
15	5	RAMON,Valentín	E.RIERA	CRG-lame Puma	VLC	01:07,950	10	10	00:01,715	00:00,166	75,66	AL	
16	703	BOLEA,Rodrigo				01:08,298	11	11	00:02,063	00:00,348	75,27		
17	6	MARTINEZ,Raúl	AC Castellón	Tonykart-lame	SUI	01:31,986	2	3	00:25,751	00:23,688	55,89	AL	

Circuito Lucas Guerrero

Final Official

Provisional Official

Length: 1428 m. Hour: 13:56

Stewards:

Hour:

C.of the Course:

Hour:

C.Timekeeper:

Hour: 14:10:59



CROHOCIRCUIT: oscar.gutierrez@circuitvalencia.com




Circuito Lucas Guerrero

VI TROFEO Kartódromo L.Guerrero**VUELTA A VUELTA SECTORES Tanda 4 ALEVIN**

6	01:07,712	00:16,980	00:30,975	00:19,757	14:03:22	6	01:06,842	00:16,761	00:30,786	00:19,295	14:02:55
7	01:07,994	00:16,978	00:31,251	00:19,765	14:04:30	7	01:06,961	00:16,762	00:30,814	00:19,385	14:04:02
8	01:07,612	00:16,876	00:31,039	00:19,697	14:05:38	8	01:07,139	00:16,863	00:30,746	00:19,530	14:05:09
9	01:07,582	00:17,154	00:31,059	00:19,369	14:06:45	9	01:07,171	00:16,838	00:30,836	00:19,497	14:06:16
10	01:07,851	00:16,807	00:31,323	00:19,721	14:07:53	10	01:07,457	00:16,820	00:30,847	00:19,790	14:07:24
11	01:08,216	00:17,027	00:31,159	00:20,030	14:09:01	11	01:07,124	00:16,970	00:30,859	00:19,295	14:08:31
44 - DALLAKYAN, Daniel P.Vmax: 1 T. Ideal: 01:06,600						702 - AGUAYO, José P.Vmax: 1 T. Ideal: 00:56,927					
V. Tiempo	Sector 1	Sector 2	Sector 3	V.Max	Hora	V. Tiempo	Sector 1	Sector 2	Sector 3	V.Max	Hora
1	PIT		...		13:56:59	1	START	00:07,536	00:29,473	00:21,586	13:57:17
2	01:25,180	00:32,572	00:31,481	00:21,127	13:58:25	2	01:08,868	00:17,448	00:31,348	00:20,072	13:58:26
3	PIT	00:16,754	00:30,660	01:27,877	14:00:40	3	01:08,603	00:17,449	00:31,236	00:19,918	13:59:35
4	01:21,388	00:30,949	00:30,749	00:19,690	14:02:01	4	01:07,784	00:17,122	00:30,720	00:19,942	14:00:43
5	01:06,717	00:16,716	00:30,469	00:19,532	14:03:08	5	01:08,645	00:17,290	00:31,078	00:20,277	14:01:51
6	01:06,800	00:16,659	00:30,505	00:19,636	14:04:15	6	01:08,424	00:17,272	00:31,127	00:20,025	14:03:00
7	01:07,327	00:16,836	00:30,639	00:19,852	14:05:22	7	01:08,724	00:17,252	00:31,331	00:20,141	14:04:08
8	01:07,036	00:16,777	00:30,599	00:19,660	14:06:29	8	01:09,272	00:17,370	00:31,491	00:20,411	14:05:18
9	01:07,160	00:16,748	00:30,724	00:19,688	14:07:36	703 - BOLEA, Rodrigo P.Vmax: 1 T. Ideal: 01:06,996					
10	01:07,089	00:16,902	00:30,715	00:19,472	14:08:44	V. Tiempo	Sector 1	Sector 2	Sector 3	V.Max	Hora
61 - PERAL, Jan P.Vmax: 1 T. Ideal: 01:06,899						1	START	00:16,700	00:30,791	00:21,156	13:57:27
V. Tiempo	Sector 1	Sector 2	Sector 3	V.Max	Hora	2	01:09,200	00:17,403	00:31,906	00:19,891	13:58:37
1	PIT		...		13:57:42	3	01:09,703	00:17,365	00:32,289	00:20,049	13:59:46
2	01:19,193	00:28,607	00:31,044	00:19,542	13:59:01	4	01:10,104	00:17,533	00:32,142	00:20,429	14:00:56
3	01:07,220	00:16,752	00:30,802	00:19,666	14:00:08	5	01:10,164	00:18,674	00:31,825	00:19,665	14:02:07
4	01:10,505	00:20,358	00:30,644	00:19,503	14:01:19	6	01:10,297	00:17,138	00:33,204	00:19,955	14:03:17
111 - CLAEYS, Oliver P.Vmax: 1 T. Ideal: 01:06,360						7	01:09,215	00:17,274	00:32,163	00:19,778	14:04:26
V. Tiempo	Sector 1	Sector 2	Sector 3	V.Max	Hora	8	01:08,600	00:17,245	00:31,649	00:19,706	14:05:35
1	START	00:38,384	00:30,056	00:19,789	13:57:47	9	01:09,515	00:17,361	00:32,132	00:20,022	14:06:44
2	01:07,159	00:16,847	00:30,623	00:19,689	13:58:54	10	01:09,420	00:17,331	00:32,263	00:19,826	14:07:54
3	01:07,369	00:16,770	00:30,773	00:19,826	14:00:02	11	01:08,298	00:17,208	00:31,585	00:19,505	14:09:02
4	01:07,569	00:17,129	00:30,820	00:19,620	14:01:09						
5	01:07,493	00:16,837	00:31,046	00:19,610	14:02:17						
6	01:07,615	00:16,936	00:31,097	00:19,582	14:03:24						
7	01:07,095	00:16,722	00:30,722	00:19,651	14:04:31						
8	01:07,399	00:16,770	00:30,899	00:19,730	14:05:39						
9	01:07,230	00:16,825	00:30,790	00:19,615	14:06:46						
10	01:08,037	00:16,785	00:31,491	00:19,761	14:07:54						
11	01:08,553	00:17,219	00:31,610	00:19,724	14:09:03						
161 - OLIVER, Miguel P.Vmax: 1 T. Ideal: 01:06,705											
V. Tiempo	Sector 1	Sector 2	Sector 3	V.Max	Hora						
1	START	00:37,564	00:30,638	00:19,941	13:57:47						
2	01:07,453	00:17,152	00:30,629	00:19,672	13:58:54						
3	01:07,256	00:17,041	00:30,607	00:19,608	14:00:02						
4	01:07,276	00:16,850	00:30,717	00:19,709	14:01:09						
5	01:07,439	00:16,898	00:30,902	00:19,639	14:02:16						
6	01:07,276	00:17,021	00:30,618	00:19,637	14:03:24						
7	01:07,078	00:16,876	00:30,667	00:19,535	14:04:31						
8	01:07,054	00:16,623	00:30,754	00:19,677	14:05:38						
9	01:07,393	00:16,935	00:30,698	00:19,760	14:06:45						
10	01:08,636	00:17,203	00:31,620	00:19,813	14:07:54						
11	01:07,366	00:17,137	00:30,547	00:19,682	14:09:01						
666 - SPEAKMAN, Cruz P.Vmax: 1 T. Ideal: 01:06,802											
V. Tiempo	Sector 1	Sector 2	Sector 3	V.Max	Hora						
1	PIT		...		13:56:54						
2	01:29,393	00:38,664	00:31,198	00:19,531	13:58:24						
3	01:10,300	00:17,046	00:30,772	00:22,482	13:59:34						
4	01:07,246	00:16,788	00:30,812	00:19,646	14:00:41						
5	01:07,201	00:16,979	00:30,844	00:19,378	14:01:48						





VI TROFEO Kartódromo L.Guerrero

2 - 3 Septiembre 2017

Length: 1428 metros

Results

Tanda 5

ALEVIN

Pos.	N.	Driver	Team	Car	Nat.	Best Lap	iL	Laps	Gap	Interval	Speed	Cat.	Ne.
1	11	SORIANO,Aleix	E.SEGURA	Tonykart-lame	BCN	01:06,137	3	16			77,73	AL	
2	7	HURTADO,Alberto	BRT RT	Tonykart-lame	MA	01:06,229	6	15	00:00,092	00:00,092	77,62	AL	
3	61	PERAL,Jan	MARLONKART	Tonykart-lame	CAS	01:06,234	7	17	00:00,097	00:00,005	77,62	AL	
4	4	BARIEL,Diego	F.BARIEL	CRG-lame Puma	CAS	01:06,341	3	13	00:00,204	00:00,107	77,49	AL	
5	8	LOVEAU,Louis	KIDS TO WIN	FA-lame Puma	MAL	01:06,373	9	16	00:00,236	00:00,032	77,45	AL	
6	59	BENITEZ,Marc	O.BENITEZ	Tonykart-lame	GER	01:06,567	6	16	00:00,430	00:00,194	77,23	AL	
7	2	PEREZ,Sandro	MARLONKART	Tonykart-lame	ALI	01:06,682	15	15	00:00,545	00:00,115	77,09	AL	
8	666	SPEAKMAN,Cruz	S.WILKES	Praga-lame Pum	ALI	01:06,800	12	17	00:00,663	00:00,118	76,96	AL	
9	3	MARTINEZ,Mario	M.COSTA	FK-lame Puma	MUR	01:07,092	5	14	00:00,955	00:00,292	76,62	AL	
10	161	OLIVER,Miguel	M.OLIVER Sr	CRG-lame Puma	VLC	01:07,160	9	17	00:01,023	00:00,068	76,55	AL	
11	18	CARRIÓ,Sion	E.MALLORCA	CRG-lame Puma	MAL	01:07,170	4	16	00:01,033	00:00,010	76,53	AL	
12	111	CLAEYS,Oliver	V.CLAEYS	FA-lame Puma	ALI	01:07,183	5	17	00:01,046	00:00,013	76,52	AL	
13	5	RAMON,Valentín	E.RIERA	CRG-lame Puma	VLC	01:07,479	8	16	00:01,342	00:00,296	76,18	AL	
14	12	MAÑAS,Hugo	L.MAÑAS	Tonykart-lame	MAL	01:07,483	11	17	00:01,346	00:00,004	76,18	AL	
15	43	ALBIÑANA,Carles	J.M.ALBIÑANA	OK1-lame Puma	VLC	01:07,649	2	11	00:01,512	00:00,166	75,99	AL	
16	6	MARTINEZ,Raúl	AC Castellón	Tonykart-lame	SUI	01:08,095	4	14	00:01,958	00:00,446	75,49	AL	
17	703	BOLEA,Rodrigo				01:08,167	10	15	00:02,030	00:00,072	75,41		
18	702	AGUAYO,José				01:08,376	6	16	00:02,239	00:00,209	75,18		

Circuito Lucas Guerrero

Final Official

Provisional Official

Length: 1428 m. Hour: 15:45

Stewards:

Hour:

C.of the Course:

Hour:

C.Timekeeper:

Hour: 16:05:22



CROHOCIRCUIT: oscar.gutierrez@circuitvalencia.com



Circuito Lucas Guerrero

VI TROFEO Kartódromo L.Guerrero

VUELTA A VUELTA SECTORES Tanda 5 ALEVIN

Table with columns: Driver Name, P.Vmax, T. Ideal, V. Tiempo, Sector 1, Sector 2, Sector 3, V.Max, Hora. Contains results for drivers 2-5 (PEREZ, Sandro; MARTINEZ, Mario; BARIEL, Diego; RAMON, Valentin) and 6-14 (MARTINEZ, Raúl; HURTADO, Alberto; LOVEAU, Louis).





Circuito Lucas Guerrero

VI TROFEO Kartódromo L.Guerrero

VUELTA A VUELTA SECTORES Tanda 5 ALEVIN

Table with multiple columns: Driver Name, Sector 1, Sector 2, Sector 3, V.Max, Hora. Includes drivers like Soriano, Albiñana, Benitez, Mañas, Peral, Carrío, and Claeys.





Circuito Lucas Guerrero

VI TROFEO Kartódromo L.Guerrero

VUELTA A VUELTA SECTORES Tanda 5 ALEVIN

Table with 10 columns: Driver, Sector 1, Sector 2, Sector 3, V.Max, Hora. Includes drivers like Oliver, Miguel and Bolea, Rodrigo.


Table for driver 161 - OLIVER, Miguel. Columns: V. Tiempo, Sector 1, Sector 2, Sector 3, V.Max, Hora.

Table for driver 666 - SPEAKMAN, Cruz. Columns: V. Tiempo, Sector 1, Sector 2, Sector 3, V.Max, Hora.

Table for driver 702 - AGUAYO, José. Columns: V. Tiempo, Sector 1, Sector 2, Sector 3, V.Max, Hora.

Table for driver 703 - BOLEA, Rodrigo. Columns: V. Tiempo, Sector 1, Sector 2, Sector 3, V.Max, Hora.





VI TROFEO Kartódromo L.Guerrero

2 - 3 Septiembre 2017

Length: 1428 metros

Results

Tanda 6

ALEVIN

Pos.	N.	Driver	Team	Car	Nat.	Best Lap	iL	Laps	Gap	Interval	Speed	Cat.	Ne.
1	7	HURTADO,Alberto	BRT RT	Tonykart-lame	MA	01:06,004	6	9			77,89	AL	
2	2	PEREZ,Sandro	MARLONKART	Tonykart-lame	ALI	01:06,024	7	10	00:00,020	00:00,020	77,86	AL	
3	4	BARIEL,Diego	F.BARIEL	CRG-lame Puma	CAS	01:06,082	6	10	00:00,078	00:00,058	77,79	AL	
4	61	PERAL,Jan	MARLONKART	Tonykart-lame	CAS	01:06,107	10	10	00:00,103	00:00,025	77,76	AL	
5	666	SPEAKMAN,Cruz	S.WILKES	Praga-lame Pum	ALI	01:06,146	7	9	00:00,142	00:00,039	77,72	AL	
6	59	BENITEZ,Marc	O.BENITEZ	Tonykart-lame	GER	01:06,210	4	10	00:00,206	00:00,064	77,64	AL	
7	8	LOVEAU,Louis	KIDS TO WIN	FA-lame Puma	MAL	01:06,497	6	10	00:00,493	00:00,287	77,31	AL	
8	18	CARRIÓ,Sion	E.MALLORCA	CRG-lame Puma	MAL	01:06,654	4	10	00:00,650	00:00,157	77,13	AL	
9	11	SORIANO,Aleix	E.SEGURA	Tonykart-lame	BCN	01:06,802	6	9	00:00,798	00:00,148	76,96	AL	
10	43	ALBIÑANA,Carles	J.M.ALBIÑANA	OK1-lame Puma	VLC	01:07,196	8	10	00:01,192	00:00,394	76,5	AL	
11	3	MARTINEZ,Mario	M.COSTA	FK-lame Puma	MUR	01:07,214	5	10	00:01,210	00:00,018	76,48	AL	
12	12	MAÑAS,Hugo	L.MAÑAS	Tonykart-lame	MAL	01:07,529	3	10	00:01,525	00:00,315	76,13	AL	
13	6	MARTINEZ,Raúl	AC Castellón	Tonykart-lame	SUI	01:07,731	7	8	00:01,727	00:00,202	75,9	AL	
14	111	CLAEYS,Oliver	V.CLAEYS	FA-lame Puma	ALI	01:07,774	7	10	00:01,770	00:00,043	75,85	AL	
15	161	OLIVER,Miguel	M.OLIVER Sr	CRG-lame Puma	VLC	01:07,815	7	10	00:01,811	00:00,041	75,81	AL	
16	5	RAMON,Valentín	E.RIERA	CRG-lame Puma	VLC	01:07,870	6	10	00:01,866	00:00,055	75,74	AL	
17	702	AGUAYO,José				01:08,247	7	9	00:02,243	00:00,377	75,33		
18	703	BOLEA,Rodrigo				01:11,830	6	10	00:05,826	00:03,583	71,57		

Circuito Lucas Guerrero

Final Official

Provisional Official

Length: 1428 m. Hour: 17:05

Stewards:

Hour:

C.of the Course:

Hour:

C.Timekeeper:

Hour: 17:21:58



CROHOCIRCUIT: oscar.gutierrez@circuitvalencia.com



Circuito Lucas Guerrero

VI TROFEO Kartódromo L.Guerrero

VUELTA A VUELTA SECTORES Tanda 6 ALEVIN

Table with 10 driver profiles. Each profile includes driver name, P.Vmax, T. Ideal, and a grid of 10 rows showing V. Tiempo, Sector 1-3, V.Max, and Hora. Drivers include PEREZ,Sandro; MARTINEZ,Mario; BARIEL,Diego; RAMON,Valentin; MARTINEZ,Raúl; HURTADO,Alberto; LOVEAU,Louis; SORIANO,Aleix; MAÑAS,Hugo; and CARRIÓ,Sion.



CRONOCIRCUIT: oscar.gutierrez@circuitvalencia.com




Circuito Lucas Guerrero

VI TROFEO Kartódromo L.Guerrero

VUELTA A VUELTA SECTORES Tanda 6 ALEVIN

9	01:07,182	00:17,430	00:30,701	00:19,051	17:20:09	6	01:07,952	00:17,525	00:31,058	00:19,369	17:15:56
10	01:07,357	00:17,413	00:30,712	00:19,232	17:21:16	7	01:07,815	00:17,514	00:30,886	00:19,415	17:17:03
43 - ALBIÑANA, Carles P.Vmax: 1 T. Ideal: 01:05,647						666 - SPEAKMAN, Cruz P.Vmax: 1 T. Ideal: 01:04,212					
V. Tiempo	Sector 1	Sector 2	Sector 3	V.Max	Hora	V. Tiempo	Sector 1	Sector 2	Sector 3	V.Max	Hora
1	PIT		...		17:10:19	1	PIT		...		17:10:20
2	01:18,181	00:28,068	00:29,586	00:20,527	17:11:38	2	01:16,498	00:27,527	00:28,593	00:20,378	17:11:37
3	01:08,759	00:17,836	00:30,782	00:20,141	17:12:47	3	01:06,887	00:17,595	00:30,609	00:18,683	17:12:44
4	01:07,287	00:17,591	00:30,865	00:18,831	17:13:54	4	01:06,819	00:17,256	00:30,906	00:18,657	17:13:50
5	01:07,724	00:17,411	00:30,795	00:19,518	17:15:02	5	01:07,697	00:17,271	00:31,909	00:18,517	17:14:58
6	01:07,350	00:17,435	00:30,922	00:18,993	17:16:09	6	01:07,420	00:17,487	00:31,298	00:18,635	17:16:06
7	01:07,616	00:17,538	00:30,819	00:19,259	17:17:16	7	01:06,146	00:17,125	00:30,527	00:18,494	17:17:12
8	01:07,196	00:17,230	00:30,803	00:19,163	17:18:24	8	01:07,361	00:17,275	00:30,993	00:19,093	17:18:19
9	01:07,633	00:17,372	00:31,074	00:19,187	17:19:31	9	01:06,701	00:17,441	00:30,470	00:18,790	17:19:26
10	01:07,355	00:17,518	00:30,933	00:18,904	17:20:39	702 - AGUAYO, José P.Vmax: 1 T. Ideal: 01:08,025					
59 - BENITEZ, Marc P.Vmax: 1 T. Ideal: 01:04,936						V. Tiempo	Sector 1	Sector 2	Sector 3	V.Max	Hora
1	PIT		...		17:10:15	1	PIT		...		17:10:06
2	01:19,655	00:30,024	00:29,267	00:20,364	17:11:36	2	01:18,413	00:25,762	00:31,013	00:21,638	17:11:25
3	01:09,233	00:18,062	00:30,685	00:20,486	17:12:45	3	01:08,560	00:18,009	00:31,047	00:19,504	17:12:34
4	01:06,210	00:17,183	00:30,405	00:18,622	17:13:51	4	01:08,378	00:17,945	00:31,102	00:19,331	17:13:42
5	01:07,286	00:17,879	00:30,897	00:18,510	17:14:58	5	01:08,920	00:17,943	00:31,495	00:19,482	17:14:51
6	01:07,401	00:17,567	00:31,256	00:18,578	17:16:06	6	01:08,527	00:17,799	00:31,107	00:19,621	17:16:00
7	01:06,251	00:17,159	00:30,502	00:18,590	17:17:12	7	01:08,247	00:17,778	00:30,916	00:19,553	17:17:08
8	01:08,231	00:17,249	00:30,686	00:20,296	17:18:20	8	01:08,818	00:17,780	00:31,306	00:19,732	17:18:17
9	01:06,866	00:17,516	00:30,518	00:18,832	17:19:27	9	01:09,255	00:18,012	00:31,328	00:19,915	17:19:26
10	01:06,581	00:17,174	00:30,614	00:18,793	17:20:34	703 - BOLEA, Rodrigo P.Vmax: 1 T. Ideal: 01:10,658					
61 - PERAL, Jan P.Vmax: 1 T. Ideal: 01:04,500						V. Tiempo	Sector 1	Sector 2	Sector 3	V.Max	Hora
1	PIT		...		17:10:20	1	PIT		...		17:10:03
2	01:16,341	00:26,783	00:28,911	00:20,647	17:11:37	2	01:21,897	00:27,398	00:31,998	00:22,501	17:11:26
3	01:07,474	00:17,549	00:30,644	00:19,281	17:12:45	3	01:12,376	00:18,713	00:33,018	00:20,645	17:12:38
4	01:06,527	00:17,442	00:30,570	00:18,515	17:13:51	4	01:12,115	00:18,980	00:32,513	00:20,622	17:13:50
5	01:06,630	00:17,358	00:30,453	00:18,819	17:14:58	5	01:13,809	00:18,490	00:32,613	00:22,706	17:15:04
6	01:06,526	00:17,208	00:30,654	00:18,664	17:16:05	6	01:11,830	00:18,923	00:32,465	00:20,442	17:16:16
7	01:06,151	00:17,074	00:30,273	00:18,804	17:17:11	7	01:11,980	00:18,554	00:33,078	00:20,348	17:17:28
8	01:06,137	00:17,156	00:30,387	00:18,594	17:18:17	8	01:12,308	00:18,901	00:32,846	00:20,561	17:18:40
9	01:06,168	00:17,091	00:30,521	00:18,556	17:19:23	9	01:11,896	00:18,692	00:32,851	00:20,353	17:19:52
10	01:06,107	00:17,080	00:30,495	00:18,532	17:20:29	10	01:12,083	00:18,996	00:32,917	00:20,170	17:21:04
111 - CLAEYS, Oliver P.Vmax: 1 T. Ideal: 01:05,476						V. Tiempo	Sector 1	Sector 2	Sector 3	V.Max	Hora
1	PIT		...		17:10:01	1	PIT		...		17:10:05
2	01:17,636	00:27,397	00:29,056	00:21,183	17:11:20	2	01:17,392	00:25,555	00:30,785	00:21,052	17:11:23
3	01:07,788	00:17,629	00:30,829	00:19,330	17:12:27	3	01:07,950	00:17,836	00:30,865	00:19,249	17:12:31
4	01:07,921	00:17,539	00:30,971	00:19,411	17:13:35	4	01:07,889	00:17,598	00:30,907	00:19,384	17:13:39
5	01:12,714	00:21,295	00:32,406	00:19,013	17:14:48	5	01:08,519	00:18,158	00:30,903	00:19,458	17:14:48
6	01:07,821	00:17,407	00:31,162	00:19,252	17:15:56	161 - OLIVER, Miguel P.Vmax: 1 T. Ideal: 01:07,514					
7	01:07,774	00:17,546	00:30,952	00:19,276	17:17:04	V. Tiempo	Sector 1	Sector 2	Sector 3	V.Max	Hora
8	01:07,918	00:17,692	00:30,946	00:19,280	17:18:11	1	PIT		...		17:10:05
9	01:07,964	00:17,698	00:30,960	00:19,306	17:19:19	2	01:17,392	00:25,555	00:30,785	00:21,052	17:11:23
10	01:08,399	00:17,872	00:31,098	00:19,429	17:20:28	3	01:07,950	00:17,836	00:30,865	00:19,249	17:12:31





VI TROFEO Kartódromo L.Guerrero

2 - 3 Septiembre 2017

Length: 1428 metros

Results

Tanda 7

ALEVIN

Pos.	N.	Driver	Team	Car	Nat.	Best Lap	iL	Laps	Gap	Interval	Speed	Cat.	Ne.
1	61	PERAL,Jan	MARLONKART	Tonykart-lame	CAS	01:05,657	12	12			78,3	AL	
2	7	HURTADO,Alberto	BRT RT	Tonykart-lame	MA	01:05,797	9	9	00:00,140	00:00,140	78,13	AL	
3	2	PEREZ,Sandro	MARLONKART	Tonykart-lame	ALI	01:05,964	9	10	00:00,307	00:00,167	77,93	AL	
4	59	BENITEZ,Marc	O.BENITEZ	Tonykart-lame	GER	01:06,332	8	10	00:00,675	00:00,368	77,5	AL	
5	666	SPEAKMAN,Cruz	S.WILKES	Praga-lame Puma	ALI	01:06,571	4	11	00:00,914	00:00,239	77,22	AL	
6	18	CARRIÓ,Sion	E.MALLORCA	CRG-lame Puma	MAL	01:06,594	10	10	00:00,937	00:00,023	77,2	AL	
7	3	MARTINEZ,Mario	M.COSTA	FK-lame Puma	MUR	01:06,897	4	12	00:01,240	00:00,303	76,85	AL	
8	5	RAMON,Valentín	E.RIERA	CRG-lame Puma	VLC	01:06,992	10	10	00:01,335	00:00,095	76,74	AL	
9	43	ALBIÑANA,Carles	J.M.ALBIÑANA	OK1-lame Puma	VLC	01:07,108	9	11	00:01,451	00:00,116	76,6	AL	
10	6	MARTINEZ,Raúl	AC Castellón	Tonykart-lame	SUI	01:07,153	4	6	00:01,496	00:00,045	76,55	AL	
11	12	MAÑAS,Hugo	L.MAÑAS	Tonykart-lame	MAL	01:07,662	8	10	00:02,005	00:00,509	75,98	AL	
12	703	BOLEA,Rodrigo				01:07,826	11	11	00:02,169	00:00,164	75,79		
13	702	AGUAYO,José				01:08,937	6	11	00:03,280	00:01,111	74,57		

Circuito Lucas Guerrero

Final Official

Provisional Official

Length: 1428 m. Hour: 18:20

Stewards:

Hour:

C.of the Course:

Hour:

C.Timekeeper:

Hour: 18:35:51



CROHOCIRCUIT: oscar.gutierrez@circuitvalencia.com



Circuito Lucas Guerrero

VI TROFEO Kartódromo L.Guerrero

VUELTA A VUELTA SECTORES Tanda 7 ALEVIN

7	01:06,360	00:17,484	00:30,387	00:18,489	18:29:06
8	01:06,374	00:17,579	00:30,388	00:18,407	18:30:12
9	01:07,026	00:17,553	00:30,646	00:18,827	18:31:19
10	01:06,152	00:17,546	00:30,381	00:18,225	18:32:25
11	01:05,994	00:17,489	00:30,416	00:18,089	18:33:31
12	01:05,657	00:17,377	00:30,107	00:18,173	18:34:37

666 - SPEAKMAN,Cruz P.Vmax: 1 T. Ideal: 01:04,019

V. Tiempo	Sector 1	Sector 2	Sector 3	V.Max	Hora
1	PIT		...		18:22:17
2	01:18,555	00:29,522	00:28,199	00:20,834	18:23:36
3	01:08,698	00:18,669	00:30,977	00:19,052	18:24:45
4	01:06,571	00:17,667	00:30,722	00:18,182	18:25:52
5	PIT	00:17,803	00:30,613	00:24,016	18:27:04
6	01:17,302	00:28,065	00:30,712	00:18,525	18:28:21
7	01:06,854	00:17,638	00:30,755	00:18,461	18:29:28
8	01:06,886	00:17,789	00:30,597	00:18,500	18:30:35
9	01:06,600	00:17,754	00:30,536	00:18,310	18:31:42
10	01:06,854	00:17,692	00:30,735	00:18,427	18:32:49
11	01:06,870	00:17,685	00:30,674	00:18,511	18:33:55

702 - AGUAYO, José P.Vmax: 1 T. Ideal: 01:07,508

V. Tiempo	Sector 1	Sector 2	Sector 3	V.Max	Hora
1	PIT		...		18:21:59
2	01:18,373	00:26,809	00:29,817	00:21,747	18:23:18
3	01:09,346	00:18,645	00:31,257	00:19,444	18:24:27
4	PIT	00:18,685	00:31,155	00:49,332	18:26:07
5	01:20,636	00:29,484	00:31,568	00:19,584	18:27:27
6	01:08,937	00:18,462	00:31,169	00:19,306	18:28:36
7	01:09,071	00:18,385	00:31,360	00:19,326	18:29:45
8	01:09,431	00:18,451	00:31,472	00:19,508	18:30:55
9	01:10,008	00:18,659	00:31,994	00:19,355	18:32:05
10	01:09,648	00:18,484	00:31,711	00:19,453	18:33:14
11	01:09,937	00:18,462	00:31,726	00:19,749	18:34:24

703 - BOLEA, Rodrigo P.Vmax: 1 T. Ideal: 01:06,570

V. Tiempo	Sector 1	Sector 2	Sector 3	V.Max	Hora
1	PIT		...		18:22:17
2	01:22,889	00:29,566	00:30,020	00:23,303	18:23:40
3	01:08,723	00:18,462	00:31,400	00:18,861	18:24:49
4	01:08,375	00:18,334	00:31,561	00:18,480	18:25:57
5	01:08,903	00:18,497	00:31,417	00:18,989	18:27:06
6	01:09,435	00:18,222	00:32,083	00:19,130	18:28:16
7	01:08,127	00:18,121	00:31,179	00:18,827	18:29:24
8	01:09,022	00:18,245	00:31,733	00:19,044	18:30:33
9	01:08,629	00:18,348	00:31,019	00:19,262	18:31:42
10	01:08,403	00:18,522	00:31,382	00:18,499	18:32:50
11	01:07,826	00:18,070	00:31,191	00:18,565	18:33:58

