

**VI TROFEO Kartódromo L.Guerrero**

**2 - 3 Septiembre 2017**

Length: 1428 metros

**Results**

**Tanda 1**

**CADETE**

Pos.	N.	Driver	Team	Car	Nat.	Best Lap	iL	Laps	Gap	Interval	Speed	Cat.	Ne.
1	19	MAYER,Max	MARLONKART	Tonykart-lame	ALI	<b>01:02,548</b>	11	11			82,19	CD	
2	28	FERNANDEZ,Albert	M.MARTÍ	Birelart-lame	VLC	01:02,715	3	4	00:00,167	00:00,167	81,97	CD	
3	9	RODRIGUEZ,Oscar	MARLONKART	Tonykart-lame	ALM	01:03,305	6	12	00:00,757	00:00,590	81,21	CD	
4	20	NATURIL,Hugo	J.L.NATURIL	OK1-lame Puma	VLC	01:03,421	8	11	00:00,873	00:00,116	81,06	CD	
5	18	FIGUEIRAS,Samuel	F.FIGUEIRAS	OK1-lame Puma	VLC	01:03,427	8	11	00:00,879	00:00,006	81,05	CD	
6	3	CONDE,Santiago	MARLONKART	Tonykart-lame	AND	01:04,088	8	11	00:01,540	00:00,661	80,21	CD	
7	6	LOREDO,Claudio	MARLONKART	Tonykart-lame	MAL	01:04,101	11	11	00:01,553	00:00,013	80,2	CD	
8	4	JUAN,Matías	E.MALLORCA	FA-lame Puma	MAL	01:05,263	5	6	00:02,715	00:01,162	78,77	CD	
9	119	LOPEZ,Joel	E.RIERA	FA-lame Puma	BCN	01:05,352	4	8	00:02,804	00:00,089	78,66	CD	

Circuito Lucas Guerrero

Final Official

Provisional Official

Length: 1428 m. Hour: 09:57

**Stewards:**

Hour:

**C.of the Course:**

Hour:

**C.Timekeeper:**

Hour: 10:10:51



CRONOCIRCUIT: oscar.gutierrez@circuitvalencia.com




Circuito Lucas Guerrero

VI TROFEO Kartódromo L.Guerrero

VUELTA A VUELTA SECTORES Tanda 1 CADETE

Table with multiple sections for drivers: 3 - CONDE,Santiago; 4 - JUAN,Matías; 6 - LOREDO,Claudio; 9 - RODRIGUEZ,Oscar; 18 - FIGUEIRAS,Samuel; 8 - 01:03,427; 9 01:03,912; 10 01:16,995; 11 01:04,390; 19 - MAYER,Max; 20 - NATURIL,Hugo; 28 - FERNANDEZ,Albert; 119 - LOPEZ,Joel. Each section includes a header with P.Vmax and T. Ideal, and a table with columns V. Tiempo, Sector 1, Sector 2, Sector 3, V.Max, and Hora.





**VI TROFEO Kartódromo L.Guerrero**

**2 - 3 Septiembre 2017**

Length: 1428 metros

**Results**

**Tanda 2**

**CADETE**

Pos.	N.	Driver	Team	Car	Nat.	Best Lap	iL	Laps	Gap	Interval	Speed	Cat.	Ne.
1	701	PARDO,Miguel				<b>01:01,877</b>	13	13			83,08		
2	19	MAYER,Max	MARLONKART	Tonykart-lame	ALI	01:01,969	6	11	00:00,092	00:00,092	82,96	CD	
3	28	FERNANDEZ,Albert	M.MARTÍ	Birelart-lame	VLC	01:02,358	7	11	00:00,481	00:00,389	82,44	CD	
4	9	RODRIGUEZ,Oscar	MARLONKART	Tonykart-lame	ALM	01:02,762	6	11	00:00,885	00:00,404	81,91	CD	
5	20	NATURIL,Hugo	J.L.NATURIL	OK1-lame Puma	VLC	01:02,878	7	11	00:01,001	00:00,116	81,76	CD	
6	18	FIGUEIRAS,Samuel	F.FIGUEIRAS	OK1-lame Puma	VLC	01:03,070	4	12	00:01,193	00:00,192	81,51	CD	
7	6	LOREDO,Claudio	MARLONKART	Tonykart-lame	MAL	01:03,432	12	12	00:01,555	00:00,362	81,04	CD	
8	3	CONDE,Santiago	MARLONKART	Tonykart-lame	AND	01:03,486	4	11	00:01,609	00:00,054	80,98	CD	
9	4	JUAN,Matías	E.MALLORCA	FA-lame Puma	MAL	01:03,852	8	11	00:01,975	00:00,366	80,51	CD	
10	119	LOPEZ,Joel	E.RIERA	FA-lame Puma	BCN	01:05,654	4	10	00:03,777	00:01,802	78,3	CD	

Circuito Lucas Guerrero

Final Official

Provisional Official

Length: 1428 m. Hour: 11:11

**Stewards:**

Hour:

**C.of the Course:**

Hour:

**C.Timekeeper:**

Hour: 11:25:25



CROHOCIRCUIT: oscar.gutierrez@circuitvalencia.com



Circuito Lucas Guerrero

### VI TROFEO Kartódromo L.Guerrero

#### VUELTA A VUELTA SECTORES Tanda 2 CADETE

3 - CONDE,Santiago						P.Vmax: 1	T. Ideal: 01:01,919
V. Tiempo	Sector 1	Sector 2	Sector 3	V.Max	Hora		
1	START	00:24,232	<b>00:28,159</b>	00:19,346		11:12:11	
2	01:04,193	00:16,323	00:29,587	00:18,283		11:13:15	
3	01:05,007	00:16,261	00:30,501	00:18,245		11:14:20	
4	<b>01:03,486</b>	00:16,029	00:29,418	00:18,039		11:15:23	
5	01:03,810	00:16,007	00:29,689	00:18,114		11:16:27	
6	01:06,360	00:16,937	00:31,047	00:18,376		11:17:34	
7	01:03,859	00:16,039	00:29,762	00:18,058		11:18:38	
8	01:03,623	00:16,021	00:29,756	<b>00:17,846</b>		11:19:41	
9	01:03,846	<b>00:15,914</b>	00:29,252	00:18,680		11:20:45	
10	01:04,494	00:16,411	00:29,922	00:18,161		11:21:49	
11	01:04,421	00:16,241	00:30,003	00:18,177		11:22:54	

4 - JUAN,Matías						P.Vmax: 1	T. Ideal: 01:01,860
V. Tiempo	Sector 1	Sector 2	Sector 3	V.Max	Hora		
1	START	00:28,074	<b>00:27,807</b>	00:19,361		11:12:14	
2	01:04,320	00:16,276	00:29,842	00:18,202		11:13:19	
3	01:04,085	00:16,220	00:29,692	00:18,173		11:14:23	
4	01:04,182	00:16,122	00:29,832	00:18,228		11:15:27	
5	01:04,158	00:16,172	00:29,790	00:18,196		11:16:31	
6	01:04,148	00:16,223	00:29,768	00:18,157		11:17:35	
7	01:03,925	00:16,239	00:29,676	00:18,010		11:18:39	
8	<b>01:03,852</b>	<b>00:16,046</b>	00:29,739	00:18,067		11:19:43	
9	01:04,397	00:16,234	00:30,017	00:18,146		11:20:47	
10	01:04,247	00:16,213	00:29,786	00:18,248		11:21:52	
11	01:04,027	00:16,223	00:29,797	<b>00:18,007</b>		11:22:56	

6 - LOREDO,Claudio						P.Vmax: 1	T. Ideal: 01:01,791
V. Tiempo	Sector 1	Sector 2	Sector 3	V.Max	Hora		
1	START	00:24,442	<b>00:28,163</b>	00:19,201		11:12:11	
2	01:04,223	00:16,518	00:29,676	00:18,029		11:13:15	
3	01:03,879	<b>00:15,847</b>	00:29,951	00:18,081		11:14:19	
4	01:03,877	00:15,994	00:29,808	00:18,075		11:15:23	
5	01:04,298	00:16,091	00:30,143	00:18,064		11:16:27	
6	01:03,739	00:16,042	00:29,684	00:18,013		11:17:31	
7	01:03,728	00:16,227	00:29,720	<b>00:17,781</b>		11:18:35	
8	01:03,519	00:15,998	00:29,603	00:17,918		11:19:38	
9	01:03,457	00:15,942	00:29,661	00:17,854		11:20:42	
10	01:03,537	00:16,005	00:29,496	00:18,036		11:21:45	
11	01:03,761	00:16,043	00:29,747	00:17,971		11:22:49	
12	<b>01:03,432</b>	00:16,023	00:29,547	00:17,862		11:23:52	

9 - RODRIGUEZ,Oscar						P.Vmax: 1	T. Ideal: 01:02,652
V. Tiempo	Sector 1	Sector 2	Sector 3	V.Max	Hora		
1	PIT					11:11:55	
2	01:15,973	00:27,826	00:30,210	00:17,937		11:13:11	
3	01:03,417	00:16,395	00:29,312	00:17,710		11:14:15	
4	01:02,904	00:15,854	00:29,268	00:17,782		11:15:18	
5	01:02,858	<b>00:15,811</b>	00:29,200	00:17,847		11:16:21	
6	<b>01:02,762</b>	00:15,892	<b>00:29,176</b>	00:17,694		11:17:23	
7	01:03,093	00:15,885	00:29,265	00:17,943		11:18:26	
8	01:04,736	00:17,571	00:29,500	<b>00:17,665</b>		11:19:31	
9	01:03,096	00:15,817	00:29,356	00:17,923		11:20:34	
10	01:03,433	00:16,055	00:29,469	00:17,909		11:21:38	
11	01:03,552	00:16,042	00:29,438	00:18,072		11:22:41	

18 - FIGUEIRAS,Samuel						P.Vmax: 1	T. Ideal: 01:01,056
V. Tiempo	Sector 1	Sector 2	Sector 3	V.Max	Hora		
1	START	00:27,859	<b>00:27,482</b>	00:19,257		11:12:14	
2	01:03,961	00:16,180	00:29,629	00:18,152		11:13:18	

19 - MAYER,Max						P.Vmax: 1	T. Ideal: 00:59,896
V. Tiempo	Sector 1	Sector 2	Sector 3	V.Max	Hora		
1	START	00:21,502	<b>00:26,852</b>	00:19,330		11:12:07	
2	01:02,327	00:15,828	00:29,006	00:17,493		11:13:09	
3	01:02,178	00:15,664	00:28,908	00:17,606		11:14:11	
4	01:02,370	00:15,662	00:29,041	00:17,667		11:15:14	
5	01:02,168	00:15,657	00:28,941	00:17,570		11:16:16	
6	<b>01:01,969</b>	00:15,629	00:28,858	00:17,482		11:17:18	
7	01:02,110	00:15,624	00:28,991	00:17,495		11:18:20	
8	01:02,033	00:15,604	00:28,972	00:17,457		11:19:22	
9	PIT	<b>00:15,591</b>	00:28,992	01:30,087		11:21:37	
10	01:09,523	00:23,159	00:28,911	<b>00:17,453</b>		11:22:46	
11	01:02,266	00:15,682	00:29,073	00:17,511		11:23:48	

20 - NATURIL,Hugo						P.Vmax: 1	T. Ideal: 01:02,709
V. Tiempo	Sector 1	Sector 2	Sector 3	V.Max	Hora		
1	PIT		...			11:11:32	
2	01:38,980	00:35,004	00:46,027	00:17,949		11:13:11	
3	01:04,288	00:16,153	00:30,292	00:17,843		11:14:16	
4	01:03,114	00:15,898	00:29,378	00:17,838		11:15:19	
5	01:02,916	<b>00:15,823</b>	00:29,309	00:17,784		11:16:22	
6	01:02,931	00:15,934	00:29,213	00:17,784		11:17:25	
7	<b>01:02,878</b>	00:15,855	00:29,276	00:17,747		11:18:28	
8	01:03,108	00:15,872	00:29,373	00:17,863		11:19:31	
9	PIT	00:15,938	00:29,361	01:09,295		11:21:25	
10	01:23,813	00:33,415	00:32,652	<b>00:17,746</b>		11:22:49	
11	01:03,019	00:15,913	<b>00:29,140</b>	00:17,966		11:23:52	

28 - FERNANDEZ,Albert						P.Vmax: 1	T. Ideal: 01:00,388
V. Tiempo	Sector 1	Sector 2	Sector 3	V.Max	Hora		
1	START	00:34,806	<b>00:27,096</b>	00:19,472		11:12:20	
2	01:04,334	00:15,885	00:29,032	00:19,417		11:13:25	
3	01:02,881	00:16,027	00:29,038	00:17,816		11:14:28	
4	01:02,801	00:15,872	00:29,138	00:17,791		11:15:30	
5	01:02,586	00:15,746	00:29,109	00:17,731		11:16:33	
6	01:02,364	00:15,759	00:28,991	00:17,614		11:17:35	
7	<b>01:02,358</b>	<b>00:15,689</b>	00:28,954	00:17,715		11:18:38	
8	01:03,138	00:15,933	00:29,434	00:17,771		11:19:41	
9	01:02,628	00:15,747	00:29,123	00:17,758		11:20:44	
10	01:02,463	00:15,772	00:29,088	<b>00:17,603</b>		11:21:46	
11	01:08,519	00:15,697	00:35,047	00:17,775		11:22:54	

119 - LOPEZ,Joel						P.Vmax: 1	T. Ideal: 01:03,549
V. Tiempo	Sector 1	Sector 2	Sector 3	V.Max	Hora		
1	START	00:30,558	<b>00:28,387</b>	00:19,693		11:12:18	
2	01:07,024	00:16,650	00:30,232	00:20,142		11:13:25	
3	01:06,180	00:16,646	00:30,392	00:19,142		11:14:31	
4	<b>01:05,654</b>	00:16,631	00:30,210	00:18,813		11:15:37	
5	PIT	<b>00:16,522</b>	00:30,038	01:33,920		11:17:57	
6	PIT	00:29,150	00:30,244	00:48,346		11:19:45	





Circuito Lucas Guerrero

**VI TROFEO Kartódromo L.Guerrero**

**VUELTA A VUELTA SECTORES Tanda 2 CADETE**


7	01:23,384	00:34,538	00:30,206	<b>00:18,640</b>	11:21:08
8	01:13,004	00:16,572	00:30,099	00:26,333	11:22:21
9	01:06,011	00:17,194	00:30,172	00:18,645	11:23:27
10	01:05,791	00:16,684	00:30,294	00:18,813	11:24:33

701 - PARDO,Miguel			P.Vmax: 1	T. Ideal: 01:01,762
--------------------	--	--	-----------	---------------------

V.	Tiempo	Sector 1	Sector 2	Sector 3	V.Max	Hora
1	PIT			...		11:11:15
2	01:24,019	00:34,280	00:30,863	00:18,876		11:12:40
3	01:03,734	00:16,586	00:29,456	00:17,692		11:13:44
4	01:03,388	00:16,374	00:29,475	00:17,539		11:14:47
5	01:02,992	00:16,261	00:29,251	00:17,480		11:15:50
6	01:02,571	00:16,326	00:28,876	00:17,369		11:16:53
7	01:02,424	00:15,960	00:29,132	00:17,332		11:17:55
8	01:02,372	00:15,982	00:29,083	00:17,307		11:18:57
9	01:02,275	00:16,035	00:28,999	00:17,241		11:20:00
10	01:02,219	00:16,018	00:28,935	00:17,266		11:21:02
11	01:01,953	<b>00:15,796</b>	<b>00:28,817</b>	00:17,340		11:22:04
12	01:01,910	00:15,866	00:28,828	00:17,216		11:23:06
13	<b>01:01,877</b>	00:15,858	00:28,870	<b>00:17,149</b>		11:24:08



CROHOCIRCUIT: [oscar.gutierrez@circuitvalencia.com](mailto:oscar.gutierrez@circuitvalencia.com)



**VI TROFEO Kartódromo L.Guerrero**

**2 - 3 Septiembre 2017**

Length: 1428 metros

**Results**

**Tanda 3**

**CADETE**

Pos.	N.	Driver	Team	Car	Nat.	Best Lap	iL	Laps	Gap	Interval	Speed	Cat.	Ne.
1	701	PARDO,Miguel				<b>01:01,752</b>	8	12			83,25		
2	19	MAYER,Max	MARLONKART	Tonykart-lame	ALI	01:02,225	4	9	00:00,473	00:00,473	82,62	CD	
3	28	FERNANDEZ,Albert	M.MARTÍ	Birelart-lame	VLC	01:02,283	5	10	00:00,531	00:00,058	82,54	CD	
4	6	LOREDO,Claudio	MARLONKART	Tonykart-lame	MAL	01:02,878	4	10	00:01,126	00:00,595	81,76	CD	
5	9	RODRIGUEZ,Oscar	MARLONKART	Tonykart-lame	ALM	01:02,910	9	10	00:01,158	00:00,032	81,72	CD	
6	18	FIGUEIRAS,Samuel	F.FIGUEIRAS	OK1-lame Puma	VLC	01:03,141	8	10	00:01,389	00:00,231	81,42	CD	
7	20	NATURIL,Hugo	J.L.NATURIL	OK1-lame Puma	VLC	01:03,160	2	4	00:01,408	00:00,019	81,39	CD	
8	165	CONDE,Santiago	MARLONKART	Tonykart-lame	AND	01:03,192	5	10	00:01,440	00:00,032	81,35	CD	
9	4	JUAN,Matías	E.MALLORCA	FA-lame Puma	MAL	01:04,094	9	9	00:02,342	00:00,902	80,21	CD	
10	119	LOPEZ,Joel	E.RIERA	FA-lame Puma	BCN	01:05,058	6	10	00:03,306	00:00,964	79,02	CD	

Circuito Lucas Guerrero

Final Official

Provisional Official

Length: 1428 m. Hour: 12:27

**Stewards:**

Hour:

**C.of the Course:**

Hour:

**C.Timekeeper:**

Hour: 12:41:10



CROHOCIRCUIT: oscar.gutierrez@circuitvalencia.com




Circuito Lucas Guerrero

### VI TROFEO Kartódromo L.Guerrero

### VUELTA A VUELTA SECTORES Tanda 3 CADETE

4 - JUAN,Matías						P.Vmax: 1	T. Ideal: 01:02,195	9 01:02,278 <i>00:15,519</i> 00:28,953 00:17,806 12:39:08							
V. Tiempo	Sector 1	Sector 2	Sector 3	V.Max	Hora	20 - NATURIL,Hugo						P.Vmax: 1	T. Ideal: 01:01,143		
1	START	00:31,026	<i>00:27,847</i>	00:20,175	12:29:12	1	START	00:28,082	<i>00:27,348</i>	00:19,297	12:29:08				
2	01:05,233	00:16,131	00:30,386	00:18,716	12:30:17	2	<i>01:03,160</i>	<i>00:15,654</i>	00:29,365	<i>00:18,141</i>	12:30:11				
3	PIT	00:16,326	00:30,002	02:06,058	12:33:10	3	01:03,515	00:15,805	00:29,435	00:18,275	12:31:15				
4	01:13,550	00:24,978	00:29,983	00:18,589	12:34:23	4	01:03,760	00:15,854	00:29,444	00:18,462	12:32:18				
5	01:04,563	00:16,193	00:29,847	00:18,523	12:35:28	28 - FERNANDEZ,Albert						P.Vmax: 1	T. Ideal: 01:02,184		
6	01:04,437	00:16,092	00:29,825	00:18,520	12:36:32	1	PIT				12:28:48				
7	01:04,572	00:15,993	00:29,885	00:18,694	12:37:37	2	01:18,774	00:28,732	00:31,946	00:18,096	12:30:07				
8	01:04,188	<i>00:15,959</i>	00:29,741	00:18,488	12:38:41	3	01:03,322	00:16,074	00:29,249	00:17,999	12:31:10				
9	<i>01:04,094</i>	00:15,963	00:29,742	<i>00:18,389</i>	12:39:45	4	01:02,355	00:15,636	<i>00:28,920</i>	00:17,799	12:32:13				
6 - LOREDO,Claudio						P.Vmax: 1	T. Ideal: 01:02,823	5	<i>01:02,283</i>	<i>00:15,567</i>	00:29,019	<i>00:17,697</i>	12:33:15		
V. Tiempo	Sector 1	Sector 2	Sector 3	V.Max	Hora	6	01:03,357	00:15,615	00:29,785	00:17,957	12:34:18				
1	PIT		...		12:29:30	7	PIT	00:15,766	00:30,489	00:51,213	12:35:56				
2	01:38,460	00:29,036	00:45,890	00:23,534	12:31:09	8	01:10,054	00:23,072	00:28,936	00:18,046	12:37:06				
3	01:02,978	00:15,803	<i>00:29,347</i>	00:17,828	12:32:12	9	01:02,555	00:15,613	00:28,995	00:17,947	12:38:09				
4	<i>01:02,878</i>	<i>00:15,681</i>	00:29,349	00:17,848	12:33:15	10	01:02,562	00:15,648	00:28,952	00:17,962	12:39:11				
5	01:03,471	00:15,730	00:29,750	00:17,991	12:34:18	119 - LOPEZ,Joel						P.Vmax: 1	T. Ideal: 01:03,131		
6	01:04,827	00:16,251	00:30,781	<i>00:17,795</i>	12:35:23	1	START	00:25,127	<i>00:28,184</i>	00:19,946	12:29:06				
7	01:03,278	00:15,774	00:29,546	00:17,958	12:36:26	2	01:05,162	00:16,313	00:29,955	00:18,894	12:30:12				
8	01:03,509	00:15,794	00:29,666	00:18,049	12:37:30	3	01:05,709	00:16,855	00:30,197	<i>00:18,657</i>	12:31:17				
9	01:03,527	00:15,879	00:29,610	00:18,038	12:38:33	4	01:15,285	00:16,306	00:40,221	00:18,758	12:32:33				
10	01:11,361	00:17,263	00:31,998	00:22,100	12:39:45	5	01:05,201	<i>00:16,290</i>	00:30,094	00:18,817	12:33:38				
9 - RODRIGUEZ,Oscar						P.Vmax: 1	T. Ideal: 01:02,057	6	<i>01:05,058</i>	00:16,345	00:29,775	00:18,938	12:34:43		
V. Tiempo	Sector 1	Sector 2	Sector 3	V.Max	Hora	7	01:05,173	00:16,359	00:29,865	00:18,949	12:35:48				
1	PIT		...		12:28:08	8	01:05,649	00:16,429	00:30,215	00:19,005	12:36:54				
2	01:16,626	00:30,240	<i>00:28,564</i>	<i>00:17,822</i>	12:29:25	9	01:05,253	00:16,381	00:29,963	00:18,909	12:37:59				
3	01:02,921	<i>00:15,671</i>	00:29,345	00:17,905	12:30:28	10	01:05,129	00:16,464	00:29,732	00:18,933	12:39:04				
4	01:03,106	00:15,709	00:29,404	00:17,993	12:31:31	165 - CONDE,Santiago						P.Vmax: 1	T. Ideal: 01:01,193		
5	01:03,264	00:15,823	00:29,489	00:17,952	12:32:34	1	START	00:27,429	<i>00:27,511</i>	00:19,416	12:29:08				
6	01:03,500	00:15,853	00:29,491	00:18,156	12:33:38	2	01:04,295	<i>00:15,764</i>	00:30,432	00:18,099	12:30:12				
7	PIT	00:15,870	00:29,519	01:20,833	12:35:44	3	01:03,343	00:15,883	00:29,405	00:18,055	12:31:15				
8	01:12,131	00:24,952	00:29,272	00:17,907	12:36:56	4	01:03,666	00:16,262	00:29,349	00:18,055	12:32:19				
9	<i>01:02,910</i>	00:15,755	00:29,221	00:17,934	12:37:59	5	<i>01:03,192</i>	00:15,781	00:29,287	00:18,124	12:33:22				
10	01:02,949	00:15,759	00:29,205	00:17,985	12:39:02	6	01:03,604	00:15,786	00:29,523	00:18,295	12:34:26				
18 - FIGUEIRAS,Samuel						P.Vmax: 1	T. Ideal: 01:01,196	7	01:03,834	00:15,893	00:29,693	00:18,248	12:35:29		
V. Tiempo	Sector 1	Sector 2	Sector 3	V.Max	Hora	8	01:03,206	00:15,826	00:29,462	<i>00:17,918</i>	12:36:33				
1	START	00:29,073	<i>00:27,503</i>	00:19,343	12:29:09	9	01:03,852	00:16,083	00:29,723	00:18,046	12:37:37				
2	01:03,683	00:15,825	00:29,636	00:18,222	12:30:13	10	01:03,929	00:15,938	00:29,836	00:18,155	12:38:40				
3	01:03,517	00:15,824	00:29,639	00:18,054	12:31:16	701 - PARDO,Miguel						P.Vmax: 1	T. Ideal: 01:01,332		
4	01:03,433	<i>00:15,711</i>	00:29,508	00:18,214	12:32:20	1	PIT				12:28:07				
5	PIT	00:15,712	00:29,509	01:00,799	12:34:06	2	01:16,731	00:30,588	<i>00:28,539</i>	00:17,604	12:29:25				
6	01:15,558	00:25,239	00:30,538	00:19,781	12:35:21	3	01:02,136	00:15,629	00:29,026	00:17,481	12:30:27				
7	01:06,176	00:18,538	00:29,585	00:18,052	12:36:27	4	01:02,103	00:15,600	00:29,050	00:17,453	12:31:29				
8	<i>01:03,141</i>	00:15,719	00:29,440	<i>00:17,982</i>	12:37:31	5	01:02,882	00:15,646	00:29,561	00:17,675	12:32:32				
9	01:03,244	00:15,774	00:29,467	00:18,003	12:38:34	6	01:01,985	00:15,565	00:28,934	00:17,486	12:33:34				
10	01:07,063	00:15,996	00:31,969	00:19,098	12:39:41	7	01:02,038	00:15,655	00:28,872	00:17,511	12:34:36				
19 - MAYER,Max						P.Vmax: 1	T. Ideal: 00:59,918	8	<i>01:01,752</i>	00:15,487	00:28,889	00:17,376	12:35:38		
V. Tiempo	Sector 1	Sector 2	Sector 3	V.Max	Hora	9	01:01,902	00:15,576	00:28,940	00:17,386	12:36:39				
1	START	00:24,154	<i>00:26,639</i>	00:19,451	12:29:03	10	01:01,942	<i>00:15,481</i>	00:28,938	00:17,523	12:37:41				
2	01:02,453	00:15,601	00:28,993	00:17,859	12:30:06	11	01:01,791	00:15,559	00:28,920	<i>00:17,312</i>	12:38:43				
3	01:02,594	00:15,566	00:29,063	00:17,965	12:31:08	12	01:02,576	00:15,542	00:29,071	00:17,963	12:39:46				
4	<i>01:02,225</i>	00:15,569	00:28,896	<i>00:17,760</i>	12:32:11										
5	01:02,515	00:15,538	00:29,205	00:17,772	12:33:13										
6	PIT	00:15,566	00:28,887	01:57,012	12:35:55										
7	01:08,729	00:22,033	00:28,867	00:17,829	12:37:03										
8	01:02,319	00:15,614	00:28,902	00:17,803	12:38:06										





**VI TROFEO Kartódromo L.Guerrero**

**2 - 3 Septiembre 2017**

Length: 1428 metros

**Results**

**Tanda 4**

**CADETE**

Pos.	N.	Driver	Team	Car	Nat.	Best Lap	iL	Laps	Gap	Interval	Speed	Cat.	Ne.
1	701	PARDO,Miguel				<b>01:01,853</b>	7	12			83,11		
2	19	MAYER,Max	MARLONKART	Tonykart-lame	ALI	01:02,454	3	10	00:00,601	00:00,601	82,31	CD	
3	28	FERNANDEZ,Albert	M.MARTÍ	Birelart-lame	VLC	01:02,461	9	11	00:00,608	00:00,007	82,3	CD	
4	20	NATURIL,Hugo	J.L.NATURIL	OK1-lame Puma	VLC	01:02,801	5	12	00:00,948	00:00,340	81,86	CD	
5	18	FIGUEIRAS,Samuel	F.FIGUEIRAS	OK1-lame Puma	VLC	01:02,821	5	12	00:00,968	00:00,020	81,83	CD	
6	9	RODRIGUEZ,Oscar	MARLONKART	Tonykart-lame	ALM	01:03,032	3	10	00:01,179	00:00,211	81,56	CD	
7	6	LOREDO,Claudio	MARLONKART	Tonykart-lame	MAL	01:03,103	3	9	00:01,250	00:00,071	81,47	CD	
8	165	CONDE,Santiago	MARLONKART	Tonykart-lame	AND	01:03,443	10	11	00:01,590	00:00,340	81,03	CD	
9	126	JUAN,Matías	E.MALLORCA	FA-lame Puma	MAL	01:04,201	4	12	00:02,348	00:00,758	80,07	CD	
10	119	LOPEZ,Joel	E.RIERA	FA-lame Puma	BCN	01:05,204	6	9	00:03,351	00:01,003	78,84	CD	

Circuito Lucas Guerrero

Final Official

Provisional Official

Length: 1428 m. Hour: 13:56

**Stewards:**

Hour:

**C.of the Course:**

Hour:

**C.Timekeeper:**

Hour: 13:56:58



CROHOCIRCUIT: oscar.gutierrez@circuitvalencia.com






Circuito Lucas Guerrero

**VI TROFEO Kartódromo L.Guerrero**

**VUELTA A VUELTA SECTORES Tanda 4 CADETE**

6 - LOREDO, Claudio						P.Vmax: 1	T. Ideal: 01:02,920			
V. Tiempo	Sector 1	Sector 2	Sector 3	V.Max	Hora					
1	START	00:15,965	00:30,150	00:17,858						
2	01:03,612	00:16,125	00:29,975	00:17,512						13:43:10
3	01:03,103	00:16,061	00:29,452	00:17,590						13:44:13
4	01:03,582	00:16,196	00:29,549	00:17,837						13:45:16
5	PIT	00:23,057	00:32,670	02:18,275						13:46:20
6	01:10,270	00:23,187	00:29,443	00:17,640						13:49:34
7	01:03,643	00:16,085	00:29,667	00:17,891						13:50:44
8	01:04,017	00:16,706	00:29,622	00:17,689						13:51:48
9	01:03,526	00:16,130	00:29,754	00:17,642						13:52:52
										13:53:55
9 - RODRIGUEZ, Oscar						P.Vmax: 1	T. Ideal: 01:02,669			
V. Tiempo	Sector 1	Sector 2	Sector 3	V.Max	Hora					
1	START	00:15,860	00:30,361	00:18,046						
2	01:03,112	00:16,048	00:29,440	00:17,624						13:43:10
3	01:03,032	00:16,084	00:29,244	00:17,704						13:44:13
4	PIT	00:16,128	00:30,039	01:37,773						13:45:16
5	01:12,379	00:25,436	00:29,260	00:17,683						13:47:40
6	01:03,100	00:16,163	00:29,224	00:17,713						13:48:52
7	01:03,321	00:16,184	00:29,318	00:17,819						13:49:55
8	01:03,072	00:16,121	00:29,185	00:17,766						13:50:59
9	01:03,198	00:16,152	00:29,248	00:17,798						13:52:02
10	01:03,274	00:16,266	00:29,313	00:17,695						13:53:05
										13:54:08
18 - FIGUEIRAS, Samuel						P.Vmax: 1	T. Ideal: 01:02,731			
V. Tiempo	Sector 1	Sector 2	Sector 3	V.Max	Hora					
1	PIT									13:42:35
2	01:11,975	00:24,630	00:29,622	00:17,723						13:43:47
3	01:03,439	00:16,198	00:29,256	00:17,985						13:44:51
4	01:03,156	00:16,168	00:29,370	00:17,618						13:45:54
5	01:02,821	00:16,008	00:29,338	00:17,475						13:46:57
6	01:03,011	00:16,000	00:29,350	00:17,661						13:48:00
7	01:03,654	00:16,233	00:29,555	00:17,866						13:49:03
8	01:03,390	00:16,095	00:29,463	00:17,832						13:50:07
9	01:03,475	00:16,145	00:29,525	00:17,805						13:51:10
10	01:03,262	00:16,052	00:29,563	00:17,647						13:52:14
11	01:03,300	00:16,071	00:29,623	00:17,606						13:53:17
12	01:03,555	00:16,165	00:29,505	00:17,885						13:54:20
19 - MAYER, Max						P.Vmax: 1	T. Ideal: 01:02,293			
V. Tiempo	Sector 1	Sector 2	Sector 3	V.Max	Hora					
1	PIT									13:42:50
2	01:16,093	00:29,375	00:29,286	00:17,432						13:44:06
3	01:02,454	00:15,909	00:29,100	00:17,445						13:45:08
4	01:02,563	00:15,958	00:29,179	00:17,426						13:46:11
5	01:02,603	00:15,852	00:29,217	00:17,534						13:47:13
6	PIT	00:15,980	00:29,401	01:34,573						13:48:16
7	01:09,755	00:23,118	00:29,015	00:17,622						13:49:33
8	01:02,603	00:15,918	00:29,101	00:17,584						13:50:43
9	01:02,674	00:15,924	00:29,167	00:17,583						13:51:46
10	01:02,778	00:15,908	00:29,147	00:17,723						13:52:48
										13:53:51
20 - NATURIL, Hugo						P.Vmax: 1	T. Ideal: 01:02,734			
V. Tiempo	Sector 1	Sector 2	Sector 3	V.Max	Hora					
1	START		00:16,623	00:18,197						13:42:40
2	01:07,053	00:16,278	00:33,087	00:17,688						13:43:47
3	01:03,465	00:16,174	00:29,251	00:18,040						13:44:51
4	01:03,107	00:16,182	00:29,300	00:17,625						13:45:54
5	01:02,801	00:16,034	00:29,306	00:17,461						13:46:57
6	01:03,009	00:16,025	00:29,406	00:17,578						13:48:00
28 - FERNANDEZ, Albert						P.Vmax: 1	T. Ideal: 01:02,461			
V. Tiempo	Sector 1	Sector 2	Sector 3	V.Max	Hora					
1	START	00:31,080	00:29,302	00:17,718						13:43:24
2	01:03,201	00:15,978	00:29,481	00:17,742						13:44:27
3	01:02,924	00:16,091	00:29,154	00:17,679						13:45:30
4	01:02,861	00:16,024	00:29,091	00:17,746						13:46:33
5	01:03,017	00:16,116	00:29,208	00:17,693						13:47:36
6	01:02,738	00:16,017	00:29,048	00:17,673						13:48:38
7	01:04,019	00:16,004	00:29,967	00:18,048						13:49:42
8	01:02,746	00:16,071	00:29,029	00:17,646						13:50:45
9	01:02,461	00:15,909	00:28,991	00:17,561						13:51:48
10	01:02,770	00:16,055	00:29,023	00:17,692						13:52:50
11	01:02,668	00:15,931	00:29,096	00:17,641						13:53:53
119 - LOPEZ, Joel						P.Vmax: 1	T. Ideal: 01:04,750			
V. Tiempo	Sector 1	Sector 2	Sector 3	V.Max	Hora					
1	PIT									13:43:02
2	01:13,832	00:25,585	00:29,751	00:18,496						13:44:15
3	01:05,477	00:16,735	00:30,060	00:18,682						13:45:21
4	01:05,734	00:16,892	00:30,117	00:18,725						13:46:27
5	01:05,512	00:16,816	00:29,941	00:18,755						13:47:32
6	01:05,204	00:16,710	00:29,790	00:18,704						13:48:37
7	01:05,574	00:16,726	00:30,247	00:18,601						13:49:43
8	01:05,291	00:16,503	00:29,986	00:18,802						13:50:48
9	01:05,417	00:16,977	00:29,812	00:18,628						13:51:54
126 - JUAN, Matias						P.Vmax: 1	T. Ideal: 01:03,882			
V. Tiempo	Sector 1	Sector 2	Sector 3	V.Max	Hora					
1	START									13:42:18
2	01:04,704	00:16,608	00:29,925	00:18,171						13:43:23
3	01:04,317	00:16,415	00:30,000	00:17,902						13:44:27
4	01:04,201	00:16,287	00:29,707	00:18,207						13:45:32
5	01:04,590	00:16,410	00:30,073	00:18,107						13:46:36
6	01:04,395	00:16,379	00:29,903	00:18,113						13:47:41
7	01:04,471	00:16,353	00:29,953	00:18,165						13:48:45
8	01:04,443	00:16,486	00:29,870	00:18,087						13:49:49
9	01:04,399	00:16,463	00:29,760	00:18,176						13:50:54
10	01:04,437	00:16,481	00:29,817	00:18,139						13:51:58
11	01:04,420	00:16,380	00:29,693	00:18,347						13:53:03
12	01:04,411	00:16,456	00:29,823	00:18,132						13:54:07
165 - CONDE, Santiago						P.Vmax: 1	T. Ideal: 01:03,297			
V. Tiempo	Sector 1	Sector 2	Sector 3	V.Max	Hora					
1	PIT									13:43:00
2	01:17,048	00:28,780	00:30,253	00:18,015						13:44:17
3	01:16,123	00:16,619	00:36,119	00:23,385						13:45:34
4	01:09,044	00:20,062	00:31,030	00:17,952						13:46:43
5	01:04,129	00:16,249	00:29,822	00:18,058						13:47:47
6	01:03,788	00:16,155	00:29,609	00:18,024						13:48:50
7	01:03,710	00:16,212	00:29,562	00:17,936						13:49:54
8	01:13,990	00:20,074	00:34,196	00:19,720						13:51:08
9	01:05,606	00:17,383	00:30,556	00:17,667						13:52:14
10	01:03,443	00:16,098	00:29,597	00:17,748						13:53:17
11	01:03,475	00:16,108	00:29,532	00:17,835						13:54:21





Circuito Lucas Guerrero


**VI TROFEO Kartódromo L.Guerrero**

**VUELTA A VUELTA SECTORES Tanda 4 CADETE**

701 - PARDO,Miguel		P.Vmax: 1			T. Ideal: 01:01,771	
V.	Tiempo	Sector 1	Sector 2	Sector 3	V.Max	Hora
1	PIT			...		13:42:44
2	01:20,899	00:34,085	00:29,393	00:17,421		13:44:05
3	01:02,190	00:16,038	<b>00:28,918</b>	00:17,234		13:45:07
4	01:02,047	00:15,922	00:28,944	00:17,181		13:46:09
5	01:02,134	00:16,049	00:28,997	00:17,088		13:47:11
6	01:02,094	00:15,924	00:28,990	00:17,180		13:48:14
7	<b>01:01,853</b>	00:15,874	00:28,947	<b>00:17,032</b>		13:49:15
8	01:02,032	00:15,878	00:28,977	00:17,177		13:50:17
9	01:02,052	00:15,859	00:28,961	00:17,232		13:51:20
10	01:02,280	<b>00:15,821</b>	00:29,284	00:17,175		13:52:22
11	01:02,094	00:15,966	00:29,042	00:17,086		13:53:24
12	01:02,090	00:15,908	00:29,034	00:17,148		13:54:26



CROHOCIRCUIT: [oscar.gutierrez@circuitvalencia.com](mailto:oscar.gutierrez@circuitvalencia.com)



**VI TROFEO Kartódromo L.Guerrero**

**2 - 3 Septiembre 2017**

Length: 1428 metros

**Results**

**Tanda 5**

**CADETE**

Pos.	N.	Driver	Team	Car	Nat.	Best Lap	iL	Laps	Gap	Interval	Speed	Cat.	Ne.
1	701	PARDO,Miguel				<b>01:01,478</b>	15	16			83,62		
2	19	MAYER,Max	MARLONKART	Tonykart-lame	ALI	01:02,289	2	11	00:00,811	00:00,811	82,53	CD	
3	28	FERNANDEZ,Albert	M.MARTÍ	Birelart-lame	VLC	01:02,327	5	13	00:00,849	00:00,038	82,48	CD	
4	20	NATURIL,Hugo	J.L.NATURIL	OK1-lame Puma	VLC	01:02,968	5	14	00:01,490	00:00,641	81,64	CD	
5	18	FIGUEIRAS,Samuel	F.FIGUEIRAS	OK1-lame Puma	VLC	01:03,132	4	15	00:01,654	00:00,164	81,43	CD	
6	9	RODRIGUEZ,Oscar	MARLONKART	Tonykart-lame	ALM	01:03,172	4	14	00:01,694	00:00,040	81,38	CD	
7	165	CONDE,Santiago	MARLONKART	Tonykart-lame	AND	01:03,189	5	16	00:01,711	00:00,017	81,36	CD	
8	6	LOREDO,Claudio	MARLONKART	Tonykart-lame	MAL	01:03,240	2	16	00:01,762	00:00,051	81,29	CD	
9	119	LOPEZ,Joel	E.RIERA	FA-lame Puma	BCN	01:04,325	6	10	00:02,847	00:01,085	79,92	CD	
10	126	JUAN,Matias	E.MALLORCA	FA-lame Puma	MAL	01:04,779	7	11	00:03,301	00:00,454	79,36	CD	

Circuito Lucas Guerrero

Final Official

Provisional Official

Length: 1428 m. Hour: 15:26

Stewards:

Hour:

C.of the Course:

Hour:

C.Timekeeper:

Hour: 15:45:15



CROHOCIRCUIT: [oscar.gutierrez@circuitvalencia.com](mailto:oscar.gutierrez@circuitvalencia.com)



Circuito Lucas Guerrero

**VI TROFEO Kartódromo L.Guerrero**

**VUELTA A VUELTA SECTORES Tanda 5 CADETE**

6 - LOREDO, Claudio						P.Vmax: 1	T. Ideal: 01:00,828						
V. Tiempo	Sector 1	Sector 2	Sector 3	V.Max	Hora								
1	START	00:43,678	00:27,191	00:19,388		15:28:22	5	01:02,868	00:16,051	00:29,512	00:17,305	15:32:32	
2	01:03,240	00:16,364	00:29,529	00:17,347		15:29:25	6	01:02,666	00:16,141	00:29,094	00:17,431	15:33:34	
3	01:03,651	00:16,580	00:29,590	00:17,481		15:30:29	7	01:02,674	00:16,115	00:29,120	00:17,439	15:34:37	
4	01:03,476	00:16,290	00:29,679	00:17,507		15:31:32	8	PIT		00:45,331	00:59,400	15:41:02	
5	01:03,498	00:16,409	00:29,596	00:17,493		15:32:36	9	01:10,636		00:53,045	00:17,591	15:42:12	
6	01:03,592	00:16,357	00:29,590	00:17,645		15:33:39	10	01:02,815		00:45,306	00:17,509	15:43:15	
7	01:03,775	00:16,323	00:29,832	00:17,620		15:34:43	11	01:02,638		00:45,243	00:17,395	15:44:18	
8	01:03,794		00:46,249	00:17,545		15:35:47	<b>20 - NATURIL, Hugo</b>					P.Vmax: 1	T. Ideal: 01:01,194
9	01:03,863		00:46,135	00:17,728		15:36:51	V. Tiempo	Sector 1	Sector 2	Sector 3	V.Max	Hora	
10	01:03,947		00:46,269	00:17,678		15:37:55	1	START	00:43,569	00:27,628	00:19,126	15:28:22	
11	01:07,798		00:47,931	00:19,867		15:39:03	2	01:58,861	00:26,743	00:35,689	00:56,429	15:30:21	
12	01:04,548		00:46,748	00:17,800		15:40:07	3	01:08,324	00:21,816	00:29,147	00:17,361	15:31:29	
13	01:03,903		00:46,142	00:17,761		15:41:11	4	01:03,121	00:16,205	00:29,480	00:17,436	15:32:32	
14	01:04,071		00:46,249	00:17,822		15:42:15	5	01:02,968	00:16,244	00:29,270	00:17,454	15:33:35	
15	01:04,009		00:46,180	00:17,829		15:43:19	6	01:03,533	00:16,347	00:29,558	00:17,628	15:34:39	
16	01:04,076		00:46,236	00:17,840		15:44:23	7	01:09,273		00:51,663	00:17,610	15:35:48	
<b>9 - RODRIGUEZ, Oscar</b>						P.Vmax: 1	T. Ideal: 01:01,877						
V. Tiempo	Sector 1	Sector 2	Sector 3	V.Max	Hora								
1	START	00:41,931	00:28,065	00:19,410		15:28:21	8	01:03,056		00:45,468	00:17,588	15:36:51	
2	01:03,757	00:16,593	00:29,481	00:17,683		15:29:25	9	01:06,682		00:48,829	00:17,853	15:37:58	
3	01:04,604	00:16,776	00:30,223	00:17,605		15:30:29	10	PIT		00:46,176	00:49,691	15:39:34	
4	01:03,172	00:16,308	00:29,360	00:17,504		15:31:33	11	01:20,921		01:00,040	00:20,881	15:40:55	
5	01:03,921	00:16,395	00:29,936	00:17,590		15:32:37	12	01:03,345		00:45,701	00:17,644	15:41:58	
6	01:03,464	00:16,313	00:29,421	00:17,730		15:33:40	13	01:03,173		00:45,536	00:17,637	15:43:01	
7	01:03,748	00:16,383	00:29,367	00:17,998		15:34:44	14	01:03,302		00:45,659	00:17,643	15:44:04	
8	PIT		00:45,837	00:28,890		15:35:59	<b>28 - FERNANDEZ, Albert</b>					P.Vmax: 1	T. Ideal: 01:00,854
9	01:11,342		00:53,604	00:17,738		15:37:10	V. Tiempo	Sector 1	Sector 2	Sector 3	V.Max	Hora	
10	01:05,200		00:47,438	00:17,762		15:38:15	1	START	00:44,006	00:27,578	00:19,201	15:28:22	
11	01:03,804		00:45,969	00:17,835		15:39:19	2	01:02,626	00:16,254	00:29,016	00:17,356	15:29:25	
12	PIT		00:45,880	01:40,476		15:41:45	3	01:02,892	00:16,432	00:28,962	00:17,498	15:30:28	
13	01:12,952		00:55,150	00:17,802		15:42:58	4	01:02,661	00:16,211	00:29,076	00:17,374	15:31:31	
14	01:03,598		00:45,857	00:17,741		15:44:02	5	01:02,327	00:16,110	00:28,956	00:17,261	15:32:33	
<b>18 - FIGUEIRAS, Samuel</b>						P.Vmax: 1	T. Ideal: 01:01,526						
V. Tiempo	Sector 1	Sector 2	Sector 3	V.Max	Hora								
1	START	00:43,788	00:27,846	00:19,382		15:28:23	6	01:02,425	00:16,075	00:28,959	00:17,391	15:33:35	
2	01:03,782	00:16,494	00:29,277	00:18,011		15:29:27	7	01:03,586	00:16,161	00:29,810	00:17,615	15:34:39	
3	01:03,173	00:16,452	00:29,285	00:17,436		15:30:30	8	PIT		00:52,823	01:18,646	15:36:50	
4	01:03,132	00:16,302	00:29,452	00:17,378		15:31:33	9	01:28,369		01:10,820	00:17,549	15:38:19	
5	01:03,523	00:16,322	00:29,630	00:17,571		15:32:36	10	01:03,027		00:45,366	00:17,661	15:39:22	
6	01:06,677	00:16,925	00:31,869	00:17,883		15:33:43	11	01:02,824		00:45,284	00:17,540	15:40:25	
7	01:03,552	00:16,341	00:29,476	00:17,735		15:34:47	12	01:03,116		00:45,487	00:17,629	15:41:28	
8	01:03,501		00:45,807	00:17,694		15:35:50	13	01:03,155		00:45,505	00:17,650	15:42:31	
9	01:03,659		00:45,812	00:17,847		15:36:54	<b>119 - LOPEZ, Joel</b>					P.Vmax: 1	T. Ideal: 01:03,084
10	01:03,678		00:46,126	00:17,552		15:37:57	V. Tiempo	Sector 1	Sector 2	Sector 3	V.Max	Hora	
11	PIT		00:46,920	00:51,567		15:39:36	1	START	00:32,431	00:28,719	00:19,875	15:28:13	
12	01:18,917		00:58,199	00:20,718		15:40:55	2	01:05,602	00:17,143	00:30,260	00:18,199	15:29:18	
13	01:03,341		00:45,681	00:17,660		15:41:58	3	01:04,818	00:16,751	00:29,803	00:18,264	15:30:23	
14	01:03,501		00:45,732	00:17,769		15:43:02	4	01:04,874	00:16,772	00:29,777	00:18,325	15:31:28	
15	01:03,804		00:45,941	00:17,863		15:44:05	5	01:04,854	00:16,722	00:30,355	00:17,777	15:32:33	
<b>19 - MAYER, Max</b>						P.Vmax: 1	T. Ideal: 01:00,496						
V. Tiempo	Sector 1	Sector 2	Sector 3	V.Max	Hora								
1	START	00:43,460	00:27,191	00:18,843		15:28:21	6	01:04,325	00:16,588	00:29,659	00:18,078	15:33:37	
2	01:02,289	00:16,070	00:28,965	00:17,254		15:29:24	7	01:04,793	00:16,678	00:29,709	00:18,406	15:34:42	
3	01:02,796	00:16,435	00:29,068	00:17,293		15:30:26	8	PIT		00:46,336	02:17,283	15:37:46	
4	01:02,587	00:16,067	00:29,204	00:17,316		15:31:29	9	PIT		00:59,127	00:50,635	15:39:35	
<b>126 - JUAN, Matias</b>						P.Vmax: 1	T. Ideal: 01:03,170						
V. Tiempo	Sector 1	Sector 2	Sector 3	V.Max	Hora								
1	PIT		00:44,443	00:28,392		01:09,938	10	PIT		00:56,595	02:15,639	15:42:48	
2	01:17,068		00:26,214	00:32,556		00:18,298	<b>126 - JUAN, Matias</b>					P.Vmax: 1	T. Ideal: 01:03,170
3	01:05,279		00:16,740	00:30,501		00:18,038	V. Tiempo	Sector 1	Sector 2	Sector 3	V.Max	Hora	
4	PIT		00:16,748	00:30,207		01:08,403	1	START	00:44,443	00:28,392	01:09,938	15:29:14	
5	PIT		00:26,316	00:30,028		01:43,946	2	01:17,068	00:26,214	00:32,556	00:18,298	15:30:32	





Circuito Lucas Guerrero

**VI TROFEO Kartódromo L.Guerrero****VUELTA A VUELTA SECTORES Tanda 5 CADETE**

6	01:12,862	00:54,625	00:18,237	15:37:25
7	<b>01:04,779</b>	00:46,455	00:18,324	15:38:30
8	01:04,847	00:46,710	00:18,137	15:39:35
9	PIT	00:46,748	01:16,555	15:41:38
10	01:20,615	01:02,566	00:18,049	15:42:59
11	01:05,021	00:46,866	00:18,155	15:44:04


<b>165 - CONDE,Santiago</b>	P.Vmax: 1	T. Ideal: 01:01,630
-----------------------------	-----------	---------------------

V.	Tiempo	Sector 1	Sector 2	Sector 3	V.Max	Hora
1	START	00:43,897	<b>00:27,846</b>	00:18,914		15:28:22
2	01:04,068	00:16,677	00:29,551	00:17,840		15:29:26
3	01:03,735	00:16,777	00:29,428	00:17,530		15:30:30
4	01:03,434	00:16,497	00:29,379	00:17,558		15:31:34
5	<b>01:03,189</b>	<b>00:16,363</b>	00:29,405	<b>00:17,421</b>		15:32:37
6	01:04,695	00:16,642	00:30,336	00:17,717		15:33:41
7	01:03,825	00:16,490	00:29,592	00:17,743		15:34:45
8	01:03,685		00:46,062	00:17,623		15:35:49
9	01:03,568		00:45,788	00:17,780		15:36:53
10	01:04,010		00:45,942	00:18,068		15:37:57
11	01:05,951		00:47,636	00:18,315		15:39:03
12	01:04,483		00:46,486	00:17,997		15:40:07
13	01:06,477		00:48,373	00:18,104		15:41:13
14	01:04,266		00:46,346	00:17,920		15:42:18
15	01:04,406		00:46,606	00:17,800		15:43:22
16	01:03,687		00:46,031	00:17,656		15:44:26

<b>701 - PARDO,Miguel</b>	P.Vmax: 1	T. Ideal: 00:59,586
---------------------------	-----------	---------------------

V.	Tiempo	Sector 1	Sector 2	Sector 3	V.Max	Hora
1	START	00:50,667	<b>00:26,863</b>	00:19,026		15:28:28
2	01:02,402	00:16,368	00:29,043	00:16,991		15:29:31
3	01:02,253	00:16,046	00:29,310	00:16,897		15:30:33
4	01:02,306	00:16,065	00:29,489	<b>00:16,752</b>		15:31:35
5	01:01,969	<b>00:15,971</b>	00:28,736	00:17,262		15:32:37
6	01:03,867	00:16,616	00:30,115	00:17,136		15:33:41
7	01:02,307	00:16,049	00:29,005	00:17,253		15:34:43
8	01:02,226		00:45,099	00:17,127		15:35:46
9	01:01,946		00:45,031	00:16,915		15:36:48
10	01:02,014		00:45,110	00:16,904		15:37:50
11	01:01,941		00:44,964	00:16,977		15:38:52
12	01:02,337		00:45,340	00:16,997		15:39:54
13	01:02,082		00:45,047	00:17,035		15:40:56
14	01:02,320		00:44,889	00:17,431		15:41:58
15	<b>01:01,478</b>		00:44,744	00:16,734		15:43:00
16	01:02,924		00:45,818	00:17,106		15:44:03

CRONOCIRCUIT: [oscar.gutierrez@circuitvalencia.com](mailto:oscar.gutierrez@circuitvalencia.com)



**VI TROFEO Kartódromo L.Guerrero**

**2 - 3 Septiembre 2017**

Length: 1428 metros

**Results**

**Tanda 6**

**CADETE**

Pos.	N.	Driver	Team	Car	Nat.	Best Lap	iL	Laps	Gap	Interval	Speed	Cat.	Ne.
1	701	PARDO,Miguel				<b>01:01,514</b>	9	12			83,57		
2	19	MAYER,Max	MARLONKART	Tonykart-lame	ALI	01:02,522	4	10	00:01,008	00:01,008	82,22	CD	
3	28	FERNANDEZ,Albert	M.MARTÍ	Birelart-lame	VLC	01:02,660	5	11	00:01,146	00:00,138	82,04	CD	
4	20	NATURIL,Hugo	J.L.NATURIL	OK1-lame Puma	VLC	01:02,938	4	12	00:01,424	00:00,278	81,68	CD	
5	18	FIGUEIRAS,Samuel	F.FIGUEIRAS	OK1-lame Puma	VLC	01:03,208	4	12	00:01,694	00:00,270	81,33	CD	
6	165	CONDE,Santiago	MARLONKART	Tonykart-lame	AND	01:03,323	4	12	00:01,809	00:00,115	81,18	CD	
7	6	LOREDO,Claudio	MARLONKART	Tonykart-lame	MAL	01:03,349	4	10	00:01,835	00:00,026	81,15	CD	
8	9	RODRIGUEZ,Oscar	MARLONKART	Tonykart-lame	ALM	01:03,523	9	11	00:02,009	00:00,174	80,93	CD	
9	126	JUAN,Matías	E.MALLORCA	FA-lame Puma	MAL	01:04,051	7	11	00:02,537	00:00,528	80,26	CD	
10	119	LOPEZ,Joel	E.RIERA	FA-lame Puma	BCN	01:04,265	8	12	00:02,751	00:00,214	79,99	CD	

Circuito Lucas Guerrero

Final Official

Provisional Official

Length: 1428 m. Hour: 16:50

**Stewards:**

Hour:

**C.of the Course:**

Hour:

**C.Timekeeper:**

Hour: 17:05:48



**CROHOCIRCUIT: oscar.gutierrez@circuitvalencia.com**




Circuito Lucas Guerrero

VI TROFEO Kartódromo L.Guerrero

VUELTA A VUELTA SECTORES Tanda 6 CADETE

Table with columns: Driver Name, P.Vmax, T. Ideal, V. Tiempo, Sector 1, Sector 2, Sector 3, V.Max, Hora. Contains data for drivers 6-12, 18-20, 28, 119, 126, and 165.





Circuito Lucas Guerrero

**VI TROFEO Kartódromo L.Guerrero**

**VUELTA A VUELTA SECTORES Tanda 6 CADETE**

8	01:03,516	00:16,702	00:29,450	00:17,364	16:59:34
9	01:03,534	00:16,682	00:29,409	00:17,443	17:00:37
10	01:15,322	00:20,645	00:33,021	00:21,656	17:01:53
11	01:08,559	00:18,578	00:31,585	00:18,396	17:03:01
12	01:08,252	00:18,263	00:30,872	00:19,117	17:04:09


701 - PARDO,Miguel		P.Vmax: 1	T. Ideal: 01:00,437
--------------------	--	-----------	---------------------

V.	Tiempo	Sector 1	Sector 2	Sector 3	V.Max	Hora
1	PIT			...		16:52:14
2	PIT	00:27,292	<b>00:27,737</b>	00:47,533		16:53:57
3	01:18,217	00:32,277	00:29,205	00:16,735		16:55:16
4	01:02,042	00:16,277	00:29,105	00:16,660		16:56:18
5	01:01,918	00:16,221	00:28,973	00:16,724		16:57:20
6	01:01,801	00:16,208	00:28,975	00:16,618		16:58:21
7	01:01,720	00:16,154	00:28,904	00:16,662		16:59:23
8	01:01,643	00:16,237	00:28,854	00:16,552		17:00:25
9	<b>01:01,514</b>	<b>00:16,150</b>	00:28,784	00:16,580		17:01:26
10	01:01,938	00:16,367	00:29,021	<b>00:16,550</b>		17:02:28
11	01:01,846	00:16,208	00:28,905	00:16,733		17:03:30
12	01:01,739	00:16,165	00:28,876	00:16,698		17:04:32



CRONOCIRCUIT: [oscar.gutierrez@circuitvalencia.com](mailto:oscar.gutierrez@circuitvalencia.com)





**VI TROFEO Kartódromo L.Guerrero**

**2 - 3 Septiembre 2017**

Length: 1428 metros

**Results**

**Tanda 7**

**CADETE**

Pos.	N.	Driver	Team	Car	Nat.	Best Lap	iL	Laps	Gap	Interval	Speed	Cat.	Ne.
1	701	PARDO,Miguel				<b>01:01,384</b>	8	12			83,75		
2	19	MAYER,Max	MARLONKART	Tonykart-lame	ALI	01:02,300	9	9	00:00,916	00:00,916	82,52	CD	
3	28	FERNANDEZ,Albert	M.MARTÍ	Birelart-lame	VLC	01:02,312	6	9	00:00,928	00:00,012	82,5	CD	
4	20	NATURIL,Hugo	J.L.NATURIL	OK1-lame Puma	VLC	01:02,588	7	12	00:01,204	00:00,276	82,14	CD	
5	18	FIGUEIRAS,Samuel	F.FIGUEIRAS	OK1-lame Puma	VLC	01:02,985	7	13	00:01,601	00:00,397	81,62	CD	
6	6	LOREDO,Claudio	MARLONKART	Tonykart-lame	MAL	01:02,989	7	12	00:01,605	00:00,004	81,61	CD	
7	165	CONDE,Santiago	MARLONKART	Tonykart-lame	AND	01:03,175	6	13	00:01,791	00:00,186	81,37	CD	
8	9	RODRIGUEZ,Oscar	MARLONKART	Tonykart-lame	ALM	01:03,338	4	12	00:01,954	00:00,163	81,16	CD	
9	126	JUAN,Matías	E.MALLORCA	FA-lame Puma	MAL	01:03,877	7	12	00:02,493	00:00,539	80,48	CD	
10	119	LOPEZ,Joel	E.RIERA	FA-lame Puma	BCN	01:04,331	7	12	00:02,947	00:00,454	79,91	CD	

Circuito Lucas Guerrero

Final Official

Provisional Official

Length: 1428 m. Hour: 18:05

**Stewards:**

Hour:

**C.of the Course:**

Hour:

**C.Timekeeper:**

Hour: 18:20:36



CROHOCIRCUIT: oscar.gutierrez@circuitvalencia.com



Circuito Lucas Guerrero

VI TROFEO Kartódromo L.Guerrero

VUELTA A VUELTA SECTORES Tanda 7 CADETE

Table with multiple sections for drivers: 6 - LOREDO, Claudio; 9 - RODRIGUEZ, Oscar; 18 - FIGUEIRAS, Samuel; 19 - MAYER, Max; 20 - NATURIL, Hugo; 28 - FERNANDEZ, Albert; 119 - LOPEZ, Joel; 126 - JUAN, Matias; 165 - CONDE, Santiago. Each section includes a header with driver name, P.Vmax, and T. Ideal, followed by a table of lap times (V. Tiempo) and total times (Hora) across three sectors.





Circuito Lucas Guerrero

**VI TROFEO Kartódromo L.Guerrero**

**VUELTA A VUELTA SECTORES Tanda 7 CADETE**

6	<b>01:03,175</b>	00:16,340	00:29,403	00:17,432	18:12:28
7	01:03,302	00:16,405	00:29,328	00:17,569	18:13:32
8	01:03,209	00:16,333	00:29,410	00:17,466	18:14:35
9	01:03,416	<b>00:16,304</b>	00:29,508	00:17,604	18:15:38
10	01:04,481	00:17,103	00:29,544	00:17,834	18:16:43
11	01:04,026	00:16,492	00:29,578	00:17,956	18:17:47
12	01:03,220	00:16,376	00:29,256	00:17,588	18:18:50
13	01:03,392	00:16,306	00:29,301	00:17,785	18:19:54

<b>701 - PARDO,Miguel</b>		P.Vmax: 1	T. Ideal: 01:00,385
---------------------------	--	-----------	---------------------

V. Tiempo	Sector 1	Sector 2	Sector 3	V.Max	Hora
1	PIT		...		18:07:12
2	01:14,345	00:27,981	<b>00:27,793</b>	00:18,571	18:08:27
3	01:02,016	00:16,072	00:28,955	00:16,989	18:09:29
4	01:02,205	00:15,990	00:29,140	00:17,075	18:10:31
5	01:01,844	00:15,891	00:28,660	00:17,293	18:11:33
6	01:02,456	00:16,151	00:29,398	00:16,907	18:12:35
7	01:01,699	00:16,044	00:28,839	00:16,816	18:13:37
8	<b>01:01,384</b>	<b>00:15,792</b>	00:28,792	<b>00:16,800</b>	18:14:38
9	01:01,516	00:15,867	00:28,840	00:16,809	18:15:40
10	01:03,352	00:16,992	00:29,269	00:17,091	18:16:43
11	01:03,256	00:16,374	00:29,554	00:17,328	18:17:46
12	01:01,532	00:15,901	00:28,805	00:16,826	18:18:48

