

**VI TROFEO Kartódromo L.Guerrero**

**2 - 3 Septiembre 2017**

Length: 1428 metros

**Results**

**Tanda 1**

**DD2**

Pos.	N.	Driver	Team	Car	Nat.	Best Lap	iL	Laps	Gap	Interval	Speed	Cat.	Ne.
1	527	REGALADO, José L.	J.L.REGALADO	CRG-Rotax	VLC	<b>00:56,539</b>	10	10			90,92	SIL	
2	66	FABABÚ, Aythor	A.FABABÚ	CRG-Rotax	VLC	00:56,586	9	9	00:00,047	00:00,047	90,85	DD2	
3	542	ROMERO, César	C.ROMERO	CRG-Rotax	VLC	00:56,784	2	11	00:00,245	00:00,198	90,53	SIL	
4	465	CLAUDIO, Marc	A.GARAY Sr.	Tonykart-Rotax	BCN	00:56,882	8	10	00:00,343	00:00,098	90,38	DD2	
5	498	ALACID, José	AC CASTELLON	Tonykart-Rotax	MUR	00:56,885	7	8	00:00,346	00:00,003	90,37	DD2	
6	469	BACHERO, Oscar	V.BACHERO	Tonykart-Rotax	CAS	00:56,988	8	9	00:00,449	00:00,103	90,21	DD2	
7	15	RIERA, Enric	E.RIERA	CRG-Rotax	VLC	00:57,112	11	11	00:00,573	00:00,124	90,01	DD2	
8	417	PRUÑONOSA, Adrián	A.PRUÑONOSA	Tonykart-Rotax	CAS	00:57,316	3	4	00:00,777	00:00,204	89,69	DD2	
9	22	SIERRA, Xavi	X.SIERRA	CRG-Rotax	BCN	00:57,397	9	10	00:00,858	00:00,081	89,57	SIL	
10	118	LAMBIES, Pablo	P.LAMBIES	CKR-Rotax	VLC	00:57,545	9	9	00:01,006	00:00,148	89,34	DD2	
11	528	RENTERO, Javier	J.RENTERO	CRG-Rotax	VLC	00:58,520	8	8	00:01,981	00:00,975	87,85	DD2	
12	470	MARTINEZ, Iván	EKR KART Racing	EKR		00:59,521	8	9	00:02,982	00:01,001	86,37	DD2	

Circuito Lucas Guerrero

Final Official

Provisional Official

Length: 1428 m. Hour: 09:29

**Stewards:**

Hour:

**C.of the Course:**

Hour:

**C.Timekeeper:**

Hour: 9:40:41



CROHOCIRCUIT: oscar.gutierrez@circuitvalencia.com



## Circuito Lucas Guerrero

## VI TROFEO Kartódromo L.Guerrero

## VUELTA A VUELTA SECTORES Tanda 1 DD2

15 - RIERA,Enric							P.Vmax: 1	T. Ideal: 00:13,458
V. Tiempo	Sector 1	Sector 2	Sector 3	V.Max	Hora			
1	START	00:32,741	00:44,293		09:30:25			
2	00:58,166	00:13,852	00:44,314		09:31:24	2	00:57,759	
3	00:58,422	00:13,647	00:44,775		09:32:22	3	00:57,604	
4	00:57,533	00:13,619	00:43,914		09:33:19	4	00:57,431	
5	00:57,416	00:13,701	00:43,715		09:34:17	5	00:57,102	
6	00:57,283	<b>00:13,458</b>	00:43,825		09:35:14	6	00:57,182	
7	00:57,547	00:13,566	00:43,981		09:36:12	7	00:57,029	
8	00:57,385		...		09:37:09	8	<b>00:56,882</b>	
9	00:57,300		...		09:38:06	9	00:57,032	
10	00:57,362		...		09:39:04	10	00:56,896	
11	<b>00:57,112</b>		...		09:40:01			

22 - SIERRA,Xavi							P.Vmax: 1	T. Ideal: 00:13,587
V. Tiempo	Sector 1	Sector 2	Sector 3	V.Max	Hora			
1	START	00:34,516	00:44,285		09:30:27			
2	00:58,717	00:14,082	00:44,635		09:31:26			
3	00:58,234	00:13,731	00:44,503		09:32:24			
4	00:59,070	00:14,603	00:44,467		09:33:23			
5	00:57,676	00:13,604	00:44,072		09:34:21			
6	01:04,432	<b>00:13,587</b>	00:50,845		09:35:25			
7	00:59,635	00:15,414	00:44,221		09:36:25			
8	00:57,773		...		09:37:23			
9	<b>00:57,397</b>		...		09:38:20			
10	00:57,617		...		09:39:18			

66 - FABABÚ,Aythor							P.Vmax: 1	T. Ideal: 00:13,393
V. Tiempo	Sector 1	Sector 2	Sector 3	V.Max	Hora			
1	PIT		...		09:31:54			
2	01:10,133	00:25,088	00:45,045		09:33:04			
3	00:57,278	00:13,616	00:43,662		09:34:02			
4	00:56,768	<b>00:13,393</b>	00:43,375		09:34:59			
5	01:02,247	00:13,405	00:48,842		09:36:01			
6	00:56,899	00:13,421	00:43,478		09:36:58			
7	00:56,696		...		09:37:54			
8	01:05,899		...		09:39:00			
9	<b>00:56,586</b>		...		09:39:57			

118 - LAMBIES,Pablo							P.Vmax: 1	T. Ideal: 00:13,598
V. Tiempo	Sector 1	Sector 2	Sector 3	V.Max	Hora			
1	START	00:35,719	00:44,204		09:30:28			
2	00:58,221	00:13,919	00:44,302		09:31:26			
3	00:57,855	<b>00:13,598</b>	00:44,257		09:32:24			
4	00:57,690	00:13,661	00:44,029		09:33:22			
5	00:57,938	00:13,759	00:44,179		09:34:20			
6	PIT	00:13,797	01:30,794		09:36:05			
7	01:10,581		...		09:37:15			
8	00:57,812		...		09:38:13			
9	<b>00:57,545</b>		...		09:39:10			

417 - PRUÑONOSA,Adrián							P.Vmax: 1	T. Ideal: 00:13,509
V. Tiempo	Sector 1	Sector 2	Sector 3	V.Max	Hora			
1	START	00:44,570	00:58,529		09:30:51			
2	00:58,222	00:14,017	00:44,205		09:31:50			
3	<b>00:57,316</b>	<b>00:13,509</b>	00:43,807		09:32:47			
4	01:00,289	00:13,647	00:46,642		09:33:47			

465 - CLAUDIO,Marc							P.Vmax: 1	T. Ideal: 00:13,337
V. Tiempo	Sector 1	Sector 2	Sector 3	V.Max	Hora			
1	START	00:32,842	00:43,164		09:30:24			

499 - BACHERO,Oscar							P.Vmax: 1	T. Ideal: 00:13,611
V. Tiempo	Sector 1	Sector 2	Sector 3	V.Max	Hora			
1	START	00:42,623	00:46,540		09:30:37			
2	00:58,527	00:14,151	00:44,376		09:31:36			
3	00:57,991	00:13,830	00:44,161		09:32:34			
4	00:57,708	00:13,807	00:43,901		09:33:32			
5	00:57,265	<b>00:13,611</b>	00:43,654		09:34:29			
6	00:57,411	00:13,702	00:43,709		09:35:26			
7	00:57,202	00:13,662	00:43,540		09:36:24			
8	<b>00:56,988</b>		...		09:37:21			
9	00:57,044		...		09:38:18			

470 - MARTINEZ,Iván							P.Vmax: 1	T. Ideal: 00:14,969
V. Tiempo	Sector 1	Sector 2	Sector 3	V.Max	Hora			
1	START	00:42,489	00:52,904		09:30:44			
2	01:08,391	00:17,074	00:51,317		09:31:52			
3	01:06,657	00:16,606	00:50,051		09:32:59			
4	01:06,184	00:16,333	00:49,851		09:34:05			
5	01:03,494	00:15,823	00:47,671		09:35:08			
6	01:02,107	<b>00:14,969</b>	00:47,138		09:36:11			
7	01:01,172		...		09:37:12			
8	<b>00:59,521</b>		...		09:38:11			
9	01:00,651		...		09:39:12			

498 - ALACID,José							P.Vmax: 1	T. Ideal: 00:13,559
V. Tiempo	Sector 1	Sector 2	Sector 3	V.Max	Hora			
1	PIT		...		09:32:26			
2	01:21,979	00:28,963	00:53,016		09:33:48			
3	00:58,126	00:14,294	00:43,832		09:34:46			
4	00:57,410	00:13,632	00:43,778		09:35:43			
5	00:57,189	<b>00:13,559</b>	00:43,630		09:36:41			
6	00:57,060		...		09:37:38			
7	<b>00:56,885</b>		...		09:38:35			
8	00:56,943		...		09:39:31			

527 - REGALADO,José L.							P.Vmax: 1	T. Ideal: 00:13,309
V. Tiempo	Sector 1	Sector 2	Sector 3	V.Max	Hora			
1	PIT		...		09:29:19			
2	01:33,134	00:34,072	00:59,062		09:30:53			
3	00:59,271	00:14,489	00:44,782		09:31:52			
4	00:57,602	00:13,615	00:43,987		09:32:50			
5	00:57,621	00:13,699	00:43,922		09:33:47			
6	00:57,194	00:13,500	00:43,694		09:34:44			
7	00:56,901	00:13,437	00:43,464		09:35:41			
8	00:57,147	<b>00:13,309</b>	00:43,838		09:36:38			
9	00:56,981		...		09:37:35			
10	<b>00:56,539</b>		...		09:38:32			

528 - RENTERO,Javier							P.Vmax: 1	T. Ideal: 00:13,887
V. Tiempo	Sector 1	Sector 2	Sector 3	V.Max	Hora			
1	PIT		...		09:29:18			
2	01:20,503	00:33,969	00:46,534		09:30:39			





Circuito Lucas Guerrero

**VI TROFEO Kartódromo L.Guerrero**

**VUELTA A VUELTA SECTORES Tanda 1 DD2**


3	00:59,278	00:14,273	00:45,005	09:31:38
4	PIT	<b>00:13,887</b>	01:37,466	09:33:30
5	01:12,582	00:27,656	00:44,926	09:34:42
6	01:03,194	00:14,094	00:49,100	09:35:45
7	00:58,523	00:13,974	00:44,549	09:36:44
8	<b>00:58,520</b>	...	...	09:37:42

542 - ROMERO,César		P.Vmax: 1	T. Ideal: 00:13,207
--------------------	--	-----------	---------------------

V.	Tiempo	Sector 1	Sector 2	Sector 3	V.Max	Hora
1	START	00:31,241		00:43,891		09:30:23
2	<b>00:56,784</b>	00:13,488		00:43,296		09:31:20
3	00:57,365	00:13,209		00:44,156		09:32:18
4	00:57,078	00:13,407		00:43,671		09:33:15
5	00:57,215	00:13,260		00:43,955		09:34:12
6	00:56,884	<b>00:13,207</b>		00:43,677		09:35:09
7	00:57,327	00:13,315		00:44,012		09:36:06
8	00:57,127	00:13,275		00:43,852		09:37:03
9	00:57,178			...		09:38:00
10	00:57,553			...		09:38:58
11	00:59,689			...		09:39:58



CRONOCIRCUIT: [oscar.gutierrez@circuitvalencia.com](mailto:oscar.gutierrez@circuitvalencia.com)



**VI TROFEO Kartódromo L.Guerrero**

**2 - 3 Septiembre 2017**

Length: 1428 metros

**Results**

**Tanda 2**

**DD2**

Pos.	N.	Driver	Team	Car	Nat.	Best Lap	iL	Laps	Gap	Interval	Speed	Cat.	Ne.
1	66	FABABÚ,Aythor	A.FABABÚ	CRG-Rotax	VLC	<b>00:55,982</b>	4	9			91,83	DD2	
2	470	MARTINEZ,Iván	EKR KART Racing	EKR		00:56,006	7	11	00:00,024	00:00,024	91,79	DD2	
3	417	PRUÑONOSA,Adrián	A.PRUÑONOSA	Tonykart-Rotax	CAS	00:56,023	11	11	00:00,041	00:00,017	91,76	DD2	
4	527	REGALADO,José L.	J.L.REGALADO	CRG-Rotax	VLC	00:56,257	5	10	00:00,275	00:00,234	91,38	SIL	
5	22	SIERRA,Xavi	X.SIERRA	CRG-Rotax	BCN	00:56,429	4	12	00:00,447	00:00,172	91,1	SIL	
6	498	ALACID,José	AC CASTELLON	Tonykart-Rotax	MUR	00:56,436	10	12	00:00,454	00:00,007	91,09	DD2	
7	465	CLAUDIO,Marc	A.GARAY Sr.	Tonykart-Rotax	BCN	00:56,579	9	10	00:00,597	00:00,143	90,86	DD2	
8	542	ROMERO,César	C.ROMERO	CRG-Rotax	VLC	00:56,780	4	13	00:00,798	00:00,201	90,54	SIL	
9	469	BACHERO,Oscar	V.BACHERO	Tonykart-Rotax	CAS	00:56,860	10	11	00:00,878	00:00,080	90,41	DD2	
10	118	LAMBIES,Pablo	P.LAMBIES	CKR-Rotax	VLC	00:56,902	11	12	00:00,920	00:00,042	90,34	DD2	
11	15	RIERA,Enric	E.RIERA	CRG-Rotax	VLC	00:56,942	5	12	00:00,960	00:00,040	90,28	DD2	
12	595	TORRÓ,Vicente	V.TORRÓ	CRG-Rotax	VLC	00:57,058	5	6	00:01,076	00:00,116	90,1	DD2	
13	528	RENTERO,Javier	J.RENTERO	CRG-Rotax	VLC	00:57,664	9	9	00:01,682	00:00,606	89,15	DD2	

Circuito Lucas Guerrero

Final Official

Provisional Official

Length: 1428 m. Hour: 10:42

**Stewards:**

Hour:

**C.of the Course:**

Hour:

**C.Timekeeper:**

Hour: 10:55:51



CROHOCIRCUIT: oscar.gutierrez@circuitvalencia.com



Circuito Lucas Guerrero

VI TROFEO Kartódromo L.Guerrero

VUELTA A VUELTA SECTORES Tanda 2 DD2

Table with columns: Driver Name, P.Vmax, T. Ideal, V. Tiempo, Sector 1, Sector 2, Sector 3, V.Max, Hora. Contains results for drivers 15-RIERA,Enric; 22-SIERRA,Xavi; 66-FABABÚ,Aythor; 118-LAMBIES,Pablo; 417-PRUÑONOSA,Adrián; 465-CLAUDIO,Marc; 469-BACHERO,Oscar; 470-MARTINEZ,Iván; 498-ALACID,José.





## Circuito Lucas Guerrero

## VI TROFEO Kartódromo L.Guerrero

## VUELTA A VUELTA SECTORES Tanda 2 DD2

9	00:57,544	00:13,817	00:27,740	00:15,987	10:51:29
10	<b>00:56,436</b>	00:13,783	<b>00:26,736</b>	00:15,917	10:52:25
11	00:58,419	00:13,866	00:27,178	00:17,375	10:53:24
12	00:58,942	00:15,773	00:27,268	<b>00:15,901</b>	10:54:23

527 - REGALADO, José L.			P.Vmax: 1	T. Ideal: 00:56,124
-------------------------	--	--	-----------	---------------------

V. Tiempo	Sector 1	Sector 2	Sector 3	V.Max	Hora
1	PIT		...		10:42:53
2	01:13,513	00:29,667	00:27,593	00:16,253	10:44:08
3	00:57,005	00:13,953	00:27,021	00:16,031	10:45:05
4	00:56,507	00:13,671	00:26,876	00:15,960	10:46:01
5	<b>00:56,257</b>	<b>00:13,596</b>	00:26,782	<b>00:15,879</b>	10:46:58
6	00:56,774	00:13,952	00:26,776	00:16,046	10:47:54
7	00:57,154	00:13,937	00:27,186	00:16,031	10:48:52
8	00:56,371	00:13,743	<b>00:26,649</b>	00:15,979	10:49:48
9	PIT	00:14,241	00:27,695	01:08,883	10:51:39
10	01:05,692	00:22,456	00:26,956	00:16,280	10:52:44

528 - RENTERO, Javier			P.Vmax: 1	T. Ideal: 00:57,551
-----------------------	--	--	-----------	---------------------

V. Tiempo	Sector 1	Sector 2	Sector 3	V.Max	Hora
1	PIT		...		10:44:01
2	01:15,692	00:29,727	00:28,965	00:17,000	10:45:17
3	00:58,147	00:14,180	00:27,445	00:16,522	10:46:15
4	00:57,983	00:14,247	00:27,458	<b>00:16,278</b>	10:47:13
5	00:57,724	00:13,984	00:27,453	00:16,287	10:48:11
6	00:58,300	00:14,017	00:27,651	00:16,632	10:49:09
7	00:58,646	00:14,247	00:28,021	00:16,378	10:50:08
8	00:57,819	<b>00:13,909</b>	00:27,440	00:16,470	10:51:05
9	<b>00:57,664</b>	00:13,938	<b>00:27,364</b>	00:16,362	10:52:03


542 - ROMERO, César			P.Vmax: 1	T. Ideal: 00:55,991
---------------------	--	--	-----------	---------------------

V. Tiempo	Sector 1	Sector 2	Sector 3	V.Max	Hora
1	PIT		...		10:42:18
2	01:12,283	00:29,350	<b>00:26,458</b>	00:16,475	10:43:31
3	00:56,988	00:13,687	00:27,262	00:16,039	10:44:28
4	<b>00:56,780</b>	00:13,695	00:27,094	00:15,991	10:45:25
5	00:57,094	00:13,625	00:27,301	00:16,168	10:46:22
6	01:04,546	00:16,729	00:28,302	00:19,515	10:47:27
7	01:00,963	00:15,257	00:29,788	<b>00:15,918</b>	10:48:27
8	00:56,806	<b>00:13,615</b>	00:27,118	00:16,073	10:49:24
9	00:56,901	00:13,823	00:27,098	00:15,980	10:50:21
10	00:57,523	00:14,052	00:27,399	00:16,072	10:51:19
11	00:57,280	00:13,775	00:27,299	00:16,206	10:52:16
12	00:56,998	00:13,727	00:27,259	00:16,012	10:53:13
13	00:57,198	00:13,797	00:27,330	00:16,071	10:54:10

595 - TORRÓ, Vicente			P.Vmax: 1	T. Ideal: 00:56,839
----------------------	--	--	-----------	---------------------

V. Tiempo	Sector 1	Sector 2	Sector 3	V.Max	Hora
1	PIT		...		10:42:32
2	01:29,524	00:37,217	00:34,705	00:17,602	10:44:03
3	00:58,360	00:14,656	00:27,280	00:16,424	10:45:01
4	00:57,324	00:14,282	<b>00:26,981</b>	00:16,061	10:45:58
5	<b>00:57,058</b>	<b>00:13,850</b>	00:27,200	<b>00:16,008</b>	10:46:55
6	00:58,272	00:14,187	00:27,269	00:16,816	10:47:54





**VI TROFEO Kartódromo L.Guerrero**

**2 - 3 Septiembre 2017**

Length: 1428 metros

**Results**

**Tanda 3**

**DD2**

Pos.	N.	Driver	Team	Car	Nat.	Best Lap	iL	Laps	Gap	Interval	Speed	Cat.	Ne.
1	417	PRUÑONOSA, Adrián	A.PRUÑONOSA	Tonykart-Rotax	CAS	<b>00:55,839</b>	3	10			92,06	DD2	
2	465	CLAUDIO, Marc	A.GARAY Sr.	Tonykart-Rotax	BCN	00:56,107	6	9	00:00,268	00:00,268	91,62	DD2	
3	66	FABABÚ, Aythor	A.FABABÚ	CRG-Rotax	VLC	00:56,295	9	9	00:00,456	00:00,188	91,32	DD2	
4	527	REGALADO, José L.	J.L.REGALADO	CRG-Rotax	VLC	00:56,324	4	10	00:00,485	00:00,029	91,27	SIL	
5	469	BACHERO, Oscar	V.BACHERO	Tonykart-Rotax	CAS	00:56,498	10	10	00:00,659	00:00,174	90,99	DD2	
6	118	LAMBIES, Pablo	P.LAMBIES	CKR-Rotax	VLC	00:56,549	5	9	00:00,710	00:00,051	90,91	DD2	
7	595	TORRÓ, Vicente	V.TORRÓ	CRG-Rotax	VLC	00:56,773	11	11	00:00,934	00:00,224	90,55	DD2	
8	414	ALVAREZ, Rafael	R.ALVAREZ Sr.	CRG-Rotax	BCN	00:56,847	6	10	00:01,008	00:00,074	90,43	DD2	
9	22	SIERRA, Xavi	X.SIERRA	CRG-Rotax	BCN	00:56,906	6	10	00:01,067	00:00,059	90,34	SIL	
10	542	ROMERO, César	C.ROMERO	CRG-Rotax	VLC	00:56,972	10	10	00:01,133	00:00,066	90,23	SIL	
11	15	RIERA, Enric	E.RIERA	CRG-Rotax	VLC	00:57,035	6	8	00:01,196	00:00,063	90,13	DD2	
12	528	RENTERO, Javier	J.RENTERO	CRG-Rotax	VLC	00:57,504	10	10	00:01,665	00:00,469	89,4	DD2	
13	470	MARTINEZ, Iván	EKR KART Racing	EKR		01:00,205	6	9	00:04,366	00:02,701	85,39	DD2	

Circuito Lucas Guerrero

Final Official

Provisional Official

Length: 1428 m. Hour: 11:59

**Stewards:**

Hour:

**C.of the Course:**


Hour:

**C.Timekeeper:**

Hour: 12:12:40



CROHOCIRCUIT: oscar.gutierrez@circuitvalencia.com



Circuito Lucas Guerrero


## VI TROFEO Kartódromo L.Guerrero

## VUELTA A VUELTA SECTORES Tanda 3 DD2

15 - RIERA,Enric						417 - PRUÑONOSA,Adrián					
P.Vmax: 1 T. Ideal: 00:56,918						P.Vmax: 1 T. Ideal: 00:55,813					
V. Tiempo	Sector 1	Sector 2	Sector 3	V.Max	Hora	V. Tiempo	Sector 1	Sector 2	Sector 3	V.Max	Hora
1	START	00:38,186	00:36,067	00:19,111		1	START	00:36,566	00:38,769	00:24,764	12:01:33
2	00:57,548	00:14,097	00:27,090	00:16,361		2	00:56,914	00:14,068	00:26,966	00:15,880	12:02:30
3	00:57,727	00:14,363	00:27,151	00:16,213		3	<b>00:55,839</b>	00:13,564	<b>00:26,414</b>	00:15,861	12:03:25
4	00:57,058	00:13,904	<b>00:26,857</b>	00:16,297		4	00:56,444	00:13,631	00:26,937	00:15,876	12:04:22
5	00:58,078	00:13,939	00:27,411	00:16,728		5	00:55,929	<b>00:13,551</b>	00:26,434	00:15,944	12:05:18
6	<b>00:57,035</b>	00:13,870	00:26,958	<b>00:16,207</b>		6	00:55,875	00:13,576	00:26,440	00:15,859	12:06:14
7	PIT	<b>00:13,854</b>	00:27,600	01:44,414		7	00:56,323	00:13,816	00:26,659	<b>00:15,848</b>	12:07:10
8	01:15,549	00:31,960	00:27,002	00:16,587		8	00:56,038	00:13,618	00:26,567	00:15,853	12:08:06
22 - SIERRA,Xavi						465 - CLAUDIO,Marc					
P.Vmax: 1 T. Ideal: 00:56,476						P.Vmax: 1 T. Ideal: 00:55,972					
V. Tiempo	Sector 1	Sector 2	Sector 3	V.Max	Hora	V. Tiempo	Sector 1	Sector 2	Sector 3	V.Max	Hora
1	START	00:37,230	00:36,796	00:20,837		1	PIT		...		12:01:31
2	00:57,232	00:14,150	<b>00:26,764</b>	00:16,318		2	01:18,080	00:33,463	00:27,281	00:17,336	12:02:49
3	00:56,926	00:13,782	00:27,068	00:16,076		3	00:56,673	00:13,879	00:26,833	00:15,961	12:03:45
4	00:58,139	00:14,805	00:27,110	00:16,224		4	00:56,673	00:13,908	00:26,758	00:16,007	12:04:42
5	00:58,012	00:13,886	00:27,861	00:16,265		5	00:56,419	<b>00:13,574</b>	00:26,800	00:16,045	12:05:38
6	<b>00:56,906</b>	00:14,009	00:26,862	<b>00:16,035</b>		6	<b>00:56,107</b>	00:13,709	<b>00:26,524</b>	<b>00:15,874</b>	12:06:35
7	00:57,142	<b>00:13,677</b>	00:27,259	00:16,206		7	00:56,531	00:13,706	00:26,801	00:16,024	12:07:31
8	00:57,277	00:14,000	00:27,114	00:16,163		8	00:56,574	00:13,786	00:26,735	00:16,053	12:08:28
9	PIT	00:14,289	00:27,008	00:55,849		9	00:56,622	00:13,718	00:26,926	00:15,978	12:09:24
10	01:07,875	00:24,266	00:27,020	00:16,589							
66 - FABABÚ,Aythor						469 - BACHERO,Oscar					
P.Vmax: 1 T. Ideal: 00:56,008						P.Vmax: 1 T. Ideal: 00:56,393					
V. Tiempo	Sector 1	Sector 2	Sector 3	V.Max	Hora	V. Tiempo	Sector 1	Sector 2	Sector 3	V.Max	Hora
1	START	00:41,928	00:31,987	00:20,636		1	START	00:36,796	00:38,978	00:24,414	12:01:33
2	00:56,635	00:13,847	00:26,803	00:15,985		2	00:57,779	00:14,471	00:27,121	00:16,187	12:02:30
3	00:56,575	00:13,898	00:26,716	00:15,961		3	00:56,873	00:13,916	00:26,768	00:16,189	12:03:27
4	00:56,333	00:13,591	00:26,825	<b>00:15,917</b>		4	00:56,564	00:13,813	<b>00:26,767</b>	00:15,984	12:04:24
5	PIT	00:13,668	00:28,233	01:18,010		5	00:56,591	00:13,731	00:26,829	00:16,031	12:05:21
6	01:36,598	00:30,809	00:38,416	00:27,373		6	00:56,521	00:13,741	00:26,804	<b>00:15,976</b>	12:06:17
7	00:57,229	00:14,552	00:26,702	00:15,975		7	00:56,679	00:13,742	00:26,851	00:16,086	12:07:14
8	00:56,335	<b>00:13,586</b>	<b>00:26,505</b>	00:16,244		8	00:57,552	00:14,060	00:26,974	00:16,518	12:08:11
9	<b>00:56,295</b>	00:13,672	00:26,564	00:16,059		9	00:57,381	00:14,189	00:27,049	00:16,143	12:09:09
						10	<b>00:56,498</b>	<b>00:13,650</b>	00:26,820	00:16,028	12:10:05
118 - LAMBIES,Pablo						470 - MARTINEZ,Iván					
P.Vmax: 1 T. Ideal: 00:55,278						P.Vmax: 1 T. Ideal: 00:59,923					
V. Tiempo	Sector 1	Sector 2	Sector 3	V.Max	Hora	V. Tiempo	Sector 1	Sector 2	Sector 3	V.Max	Hora
1	START	00:34,178	<b>00:25,434</b>	00:17,915		1	START	00:40,606	00:32,111	00:22,017	12:01:27
2	00:57,130	00:14,040	00:26,703	00:16,387		2	01:08,376	00:17,463	00:30,583	00:20,330	12:02:36
3	PIT	00:13,986	00:26,873	01:29,991		3	01:06,944	00:16,996	00:29,737	00:20,211	12:03:43
4	01:06,455	00:23,221	00:26,988	00:16,246		4	01:06,281	00:17,090	00:29,720	00:19,471	12:04:49
5	<b>00:56,549</b>	<b>00:13,756</b>	00:26,705	<b>00:16,088</b>		5	01:02,027	00:15,749	00:27,739	00:18,539	12:05:51
6	00:56,912	00:13,804	00:26,854	00:16,254		6	<b>01:00,205</b>	00:15,008	00:27,489	00:17,708	12:06:51
7	00:56,773	00:13,787	00:26,781	00:16,205		7	01:01,122	<b>00:14,864</b>	00:27,454	00:18,804	12:07:52
8	00:56,902	00:13,829	00:26,803	00:16,270		8	01:01,986	00:15,280	00:28,903	00:17,803	12:08:54
9	00:57,616	00:13,818	00:26,983	00:16,815		9	01:00,345	00:15,286	<b>00:27,444</b>	<b>00:17,615</b>	12:09:55
414 - ALVAREZ,Rafael						527 - REGALADO,José L.					
P.Vmax: 1 T. Ideal: 00:56,728						P.Vmax: 1 T. Ideal: 00:56,156					
V. Tiempo	Sector 1	Sector 2	Sector 3	V.Max	Hora	V. Tiempo	Sector 1	Sector 2	Sector 3	V.Max	Hora
1	PIT		...		12:00:03	1	PIT		...		12:00:06
2	01:20,124	00:30,035	00:30,356	00:19,733		2	01:21,499	00:28,600	00:32,762	00:20,137	12:01:28
3	00:57,462	00:14,040	00:26,954	00:16,468		3	00:57,283	00:13,766	00:27,447	00:16,070	12:02:25
4	00:56,877	00:13,888	<b>00:26,879</b>	00:16,110		4	<b>00:56,324</b>	00:13,682	<b>00:26,525</b>	00:16,117	12:03:22
5	00:56,987	00:13,956	00:26,888	00:16,143		5	00:56,779	00:13,719	00:26,816	00:16,244	12:04:18
6	<b>00:56,847</b>	00:13,871	00:26,920	<b>00:16,056</b>		6	00:57,375	00:13,911	00:27,467	00:15,997	12:05:16
7	00:57,577	00:13,930	00:27,443	00:16,204		7	00:56,520	<b>00:13,662</b>	00:26,827	00:16,031	12:06:12
8	PIT	00:14,027	00:27,308	01:21,723		8	00:56,508	00:13,678	00:26,860	00:15,970	12:07:09
9	01:11,585	00:25,879	00:29,599	00:16,107		9	00:56,810	00:13,780	00:27,030	00:16,000	12:08:06
10	00:57,030	<b>00:13,793</b>	00:27,074	00:16,163							







Circuito Lucas Guerrero

VI TROFEO Kartódromo L.Guerrero

VUELTA A VUELTA SECTORES Tanda 3 DD2

10 00:57,242 00:14,437 00:26,836 00:15,969 12:09:03

528 - RENTERO,Javier P.Vmax: 1 T. Ideal: 00:57,370

V. Tiempo	Sector 1	Sector 2	Sector 3	V.Max	Hora
1 PIT			...		12:00:30
2 01:14,535	00:30,357	00:27,437	00:16,741		12:01:45
3 00:57,915	00:14,023	00:27,280	00:16,612		12:02:43
4 00:58,396	00:14,135	00:27,235	00:17,026		12:03:41
5 00:57,658	00:13,991	00:27,326	00:16,341		12:04:39
6 PIT	00:14,178	00:30,613	01:13,636		12:06:37
7 01:14,001	00:30,303	00:27,118	00:16,580		12:07:51
8 00:57,742	00:14,076	00:27,285	00:16,381		12:08:49
9 00:57,882	00:14,045	00:27,109	00:16,728		12:09:47
10 00:57,504	00:13,942	00:27,087	00:16,475		12:10:44


542 - ROMERO,César P.Vmax: 1 T. Ideal: 00:56,719

V. Tiempo	Sector 1	Sector 2	Sector 3	V.Max	Hora
1 PIT			...		12:00:03
2 01:16,754	00:30,471	00:28,937	00:17,346		12:01:20
3 00:58,094	00:14,268	00:27,415	00:16,411		12:02:18
4 00:57,304	00:13,862	00:27,378	00:16,064		12:03:15
5 00:57,377	00:13,869	00:27,402	00:16,106		12:04:13
6 00:57,045	00:13,826	00:27,232	00:15,987		12:05:10
7 00:57,187	00:13,786	00:27,361	00:16,040		12:06:07
8 PIT	00:13,825	00:27,172	01:07,929		12:07:56
9 01:10,454	00:27,352	00:27,041	00:16,061		12:09:06
10 00:56,972	00:13,726	00:27,294	00:15,952		12:10:03

595 - TORRÓ,Vicente P.Vmax: 1 T. Ideal: 00:56,656

V. Tiempo	Sector 1	Sector 2	Sector 3	V.Max	Hora
1 PIT			...		12:00:05
2 01:22,665	00:29,054	00:34,060	00:19,551		12:01:29
3 00:58,654	00:14,155	00:27,915	00:16,584		12:02:27
4 00:57,615	00:14,245	00:27,037	00:16,333		12:03:25
5 00:57,599	00:14,013	00:27,637	00:15,949		12:04:22
6 00:56,858	00:13,868	00:26,999	00:15,991		12:05:19
7 00:57,031	00:14,119	00:26,924	00:15,988		12:06:16
8 00:57,201	00:13,922	00:27,132	00:16,147		12:07:14
9 00:57,555	00:14,032	00:26,965	00:16,558		12:08:11
10 00:56,905	00:13,990	00:26,870	00:16,045		12:09:08
11 00:56,773	00:13,837	00:26,880	00:16,056		12:10:05





**VI TROFEO Kartódromo L.Guerrero**

**2 - 3 Septiembre 2017**

Length: 1428 metros

**Results**

**Tanda 4**

**DD2**

Pos.	N.	Driver	Team	Car	Nat.	Best Lap	iL	Laps	Gap	Interval	Speed	Cat.	Ne.
1	417	PRUÑONOSA, Adrián	A.PRUÑONOSA	Tonykart-Rotax	CAS	<b>00:56,071</b>	7	9			91,68	DD2	
2	66	FABABÚ, Aythor	A.FABABÚ	CRG-Rotax	VLC	00:56,257	4	9	00:00,186	00:00,186	91,38	DD2	
3	470	MARTINEZ, Iván	EKR KART Racing	EKR		00:56,283	4	9	00:00,212	00:00,026	91,34	DD2	
4	465	CLAUDIO, Marc	A.GARAY Sr.	Tonykart-Rotax	BCN	00:56,439	6	8	00:00,368	00:00,156	91,09	DD2	
5	595	TORRÓ, Vicente	V.TORRÓ	CRG-Rotax	VLC	00:56,513	9	11	00:00,442	00:00,074	90,97	DD2	
6	15	RIERA, Enric	E.RIERA	CRG-Rotax	VLC	00:56,560	6	10	00:00,489	00:00,047	90,89	DD2	
7	527	REGALADO, José L.	J.L.REGALADO	CRG-Rotax	VLC	00:56,562	2	8	00:00,491	00:00,002	90,89	SIL	
8	414	ALVAREZ, Rafael	R.ALVAREZ Sr.	CRG-Rotax	BCN	00:56,651	6	10	00:00,580	00:00,089	90,75	DD2	
9	469	BACHERO, Oscar	V.BACHERO	Tonykart-Rotax	CAS	00:56,678	5	10	00:00,607	00:00,027	90,7	DD2	
10	498	ALACID, José	AC CASTELLON	Tonykart-Rotax	MUR	00:56,702	7	10	00:00,631	00:00,024	90,66	DD2	
11	118	LAMBIES, Pablo	P.LAMBIES	CKR-Rotax	VLC	00:56,752	4	10	00:00,681	00:00,050	90,58	DD2	
12	22	SIERRA, Xavi	X.SIERRA	CRG-Rotax	BCN	00:56,760	8	9	00:00,689	00:00,008	90,57	SIL	
13	542	ROMERO, César	C.ROMERO	CRG-Rotax	VLC	00:56,794	10	11	00:00,723	00:00,034	90,52	SIL	
14	528	RENTERO, Javier	J.RENTERO	CRG-Rotax	VLC	00:57,638	3	9	00:01,567	00:00,844	89,19	DD2	

Circuito Lucas Guerrero

Final Official

Provisional Official

Length: 1428 m. Hour: 13:15

**Stewards:**

Hour:

**C.of the Course:**


Hour:

**C.Timekeeper:**

Hour: 13:28:01



**CROHOCIRCUIT: oscar.gutierrez@circuitvalencia.com**



Circuito Lucas Guerrero

VI TROFEO Kartódromo L.Guerrero

VUELTA A VUELTA SECTORES Tanda 4 DD2

Table with 7 columns: Driver Name, P.Vmax, T. Ideal, Lap (V. Tiempo), Sector 1, Sector 2, Sector 3, V.Max, Hora. Contains data for drivers 15-RIERA,Enric; 22-SIERRA,Xavi; 66-FABABÚ,Aythor; 118-LAMBIÉS,Pablo; 414-ALVAREZ,Rafael; 417-PRUÑONOSA,Adrián; 465-CLAUDIO,Marc; 469-BACHERO,Oscar; 470-MARTINEZ,Iván; 498-ALACID,José.





Circuito Lucas Guerrero

**VI TROFEO Kartódromo L.Guerrero****VUELTA A VUELTA SECTORES Tanda 4 DD2**

527 - REGALADO, José L. P.Vmax: 1 T. Ideal: 00:55,068

V. Tiempo	Sector 1	Sector 2	Sector 3	V.Max	Hora
1 START	00:31,340	<b>00:25,441</b>	00:17,455		13:17:03
2 <b>00:56,562</b>	00:13,779	00:26,925	<b>00:15,858</b>		13:18:00
3 00:56,804	00:13,900	00:26,885	00:16,019		13:18:57
4 00:56,562	<b>00:13,769</b>	00:26,785	00:16,008		13:19:53
5 00:57,682	00:13,908	00:27,840	00:15,934		13:20:51
6 00:56,601	00:13,816	00:26,894	00:15,891		13:21:47
7 PIT	00:13,863	00:26,966	02:13,736		13:24:42
8 01:16,050	00:29,855	00:30,286	00:15,909		13:25:58

528 - RENTERO, Javier P.Vmax: 1 T. Ideal: 00:56,103

V. Tiempo	Sector 1	Sector 2	Sector 3	V.Max	Hora
1 PIT			...		13:16:01
2 01:13,216	00:29,591	<b>00:26,104</b>	00:17,521		13:17:15
3 <b>00:57,638</b>	00:14,054	00:27,219	00:16,365		13:18:12
4 00:57,938	00:14,386	00:27,108	00:16,444		13:19:10
5 PIT	<b>00:13,989</b>	00:27,172	01:54,989		13:21:46
6 01:16,409	00:33,435	00:26,964	<b>00:16,010</b>		13:23:03
7 00:59,327	00:13,994	00:28,950	00:16,383		13:24:02
8 00:57,878	00:14,187	00:27,474	00:16,217		13:25:00
9 00:58,886	00:14,083	00:27,408	00:17,395		13:25:59


542 - ROMERO, César P.Vmax: 1 T. Ideal: 00:55,535

V. Tiempo	Sector 1	Sector 2	Sector 3	V.Max	Hora
1 START	00:36,462	<b>00:25,770</b>	00:17,988		13:17:09
2 00:57,290	00:14,057	00:27,161	00:16,072		13:18:07
3 00:57,591	00:13,949	00:27,748	<b>00:15,894</b>		13:19:04
4 00:57,053	00:13,967	00:27,018	00:16,068		13:20:01
5 00:56,845	<b>00:13,871</b>	00:26,995	00:15,979		13:20:58
6 00:56,857	00:13,933	00:26,911	00:16,013		13:21:55
7 00:57,027	00:13,933	00:27,138	00:15,956		13:22:52
8 01:01,755	00:16,008	00:29,505	00:16,242		13:23:54
9 00:57,190	00:14,024	00:27,160	00:16,006		13:24:51
10 <b>00:56,794</b>	00:13,894	00:26,952	00:15,948		13:25:48
11 00:57,493	00:13,891	00:27,699	00:15,903		13:26:45

595 - TORRÓ, Vicente P.Vmax: 1 T. Ideal: 00:55,899

V. Tiempo	Sector 1	Sector 2	Sector 3	V.Max	Hora
1 PIT			...		13:16:19
2 01:14,786	00:32,545	<b>00:26,169</b>	00:16,072		13:17:34
3 00:57,357	00:14,179	00:27,082	00:16,096		13:18:32
4 00:57,192	00:14,154	00:27,020	00:16,018		13:19:29
5 00:57,043	00:14,114	00:26,915	00:16,014		13:20:26
6 00:57,054	00:14,092	00:26,884	00:16,078		13:21:23
7 00:56,914	00:13,982	00:26,974	00:15,958		13:22:20
8 00:56,632	00:13,882	00:26,848	<b>00:15,902</b>		13:23:17
9 <b>00:56,513</b>	<b>00:13,828</b>	00:26,770	00:15,915		13:24:13
10 00:56,735	00:13,870	00:26,953	00:15,912		13:25:10
11 00:59,109	00:14,117	00:28,095	00:16,897		13:26:09





**VI TROFEO Kartódromo L.Guerrero**

**2 - 3 Septiembre 2017**

Length: 1428 metros

**Results**

**Tanda 5**

**DD2**

Pos.	N.	Driver	Team	Car	Nat.	Best Lap	iL	Laps	Gap	Interval	Speed	Cat.	Ne.
1	417	PRUÑONOSA, Adrián	A.PRUÑONOSA	Tonykart-Rotax	CAS	<b>00:55,786</b>	2	9			92,15	DD2	
2	15	RIERA, Enric	E.RIERA	CRG-Rotax	VLC	00:55,823	3	10	00:00,037	00:00,037	92,09	DD2	
3	470	MARTINEZ, Iván	EKR KART Racing	EKR		00:56,026	9	11	00:00,240	00:00,203	91,76	DD2	
4	66	FABABÚ, Aythor	A.FABABÚ	CRG-Rotax	VLC	00:56,111	5	11	00:00,325	00:00,085	91,62	DD2	
5	465	CLAUDIO, Marc	A.GARAY Sr.	Tonykart-Rotax	BCN	00:56,632	4	12	00:00,846	00:00,521	90,78	DD2	
6	542	ROMERO, César	C.ROMERO	CRG-Rotax	VLC	00:56,725	4	14	00:00,939	00:00,093	90,63	SIL	
7	118	LAMBIES, Pablo	P.LAMBIES	CKR-Rotax	VLC	00:56,744	11	12	00:00,958	00:00,019	90,6	DD2	
8	595	TORRÓ, Vicente	V.TORRÓ	CRG-Rotax	VLC	00:56,831	4	15	00:01,045	00:00,087	90,46	DD2	
9	469	BACHERO, Oscar	V.BACHERO	Tonykart-Rotax	CAS	00:56,852	3	12	00:01,066	00:00,021	90,42	DD2	
10	498	ALACID, José	AC CASTELLON	Tonykart-Rotax	MUR	00:57,033	2	11	00:01,247	00:00,181	90,14	DD2	
11	22	SIERRA, Xavi	X.SIERRA	CRG-Rotax	BCN	00:57,055	10	15	00:01,269	00:00,022	90,1	SIL	
12	527	REGALADO, José L.	J.L.REGALADO	CRG-Rotax	VLC	00:57,183	3	4	00:01,397	00:00,128	89,9	SIL	
13	528	RENTERO, Javier	J.RENTERO	CRG-Rotax	VLC	00:57,399	11	18	00:01,613	00:00,216	89,56	DD2	

Circuito Lucas Guerrero

Final Official

Provisional Official

Length: 1428 m. Hour: 14:47

**Stewards:**

Hour:

**C.of the Course:**

Hour:

**C.Timekeeper:**

Hour: 15:05:37



CROHOCIRCUIT: oscar.gutierrez@circuitvalencia.com



Circuito Lucas Guerrero

**VI TROFEO Kartódromo L.Guerrero****VUELTA A VUELTA SECTORES Tanda 5 DD2**

15 - RIERA,Enric P.Vmax: 1 T. Ideal: 00:55,823						417 - PRUÑONOSA,Adrián P.Vmax: 1 T. Ideal: 00:33,935						
V. Tiempo	Sector 1	Sector 2	Sector 3	V.Max	Hora	V. Tiempo	Sector 1	Sector 2	Sector 3	V.Max	Hora	
1	PIT		...		14:47:13	1	START	01:17,976	<b>00:04,554</b>	00:17,214	14:48:31	
2	01:28,461	00:41,242	00:31,171	00:16,048	14:48:30	2	<b>00:55,786</b>	<b>00:13,838</b>	00:26,405	<b>00:15,543</b>	14:49:26	
3	<b>00:55,823</b>	<b>00:13,895</b>	<b>00:26,377</b>	<b>00:15,551</b>	14:49:26	3	00:56,015	00:14,019	00:26,425	00:15,571	14:50:22	
4	00:56,150	00:13,969	00:26,476	00:15,705	14:50:22	4	PIT	00:14,029	00:26,876	00:57,637	14:52:01	
5	00:57,399	00:13,953	00:27,751	00:15,695	14:51:20	5	01:05,603	00:23,479	00:26,430	00:15,694	14:53:07	
6	00:56,512	00:14,002	00:26,779	00:15,731	14:52:16	6	00:56,195	00:13,867	00:26,616	00:15,712	14:54:03	
7	00:56,603	00:14,082	00:26,830	00:15,691	14:53:13	7	00:56,447	00:13,952	00:26,708	00:15,787	14:54:59	
8	00:56,485	00:14,042	00:26,711	00:15,732	14:54:09	8	00:56,374	00:13,961	00:26,675	00:15,738	14:55:56	
9	00:56,729	00:14,080	00:26,907	00:15,742	14:55:06	9	00:56,513	00:13,902	00:26,780	00:15,831	14:56:52	
10	00:56,770	00:14,069	00:26,743	00:15,958	14:56:03	<b>465 - CLAUDIO,Marc P.Vmax: 1 T. Ideal: 00:34,262</b>						
V. Tiempo	Sector 1	Sector 2	Sector 3	V.Max	Hora	V. Tiempo	Sector 1	Sector 2	Sector 3	V.Max	Hora	
1	START	01:18,847	<b>00:06,085</b>	00:17,109	14:48:33	1	START	01:18,313	<b>00:04,585</b>	00:17,340	14:48:31	
2	00:57,480	00:14,159	00:27,179	00:16,142	14:49:30	2	00:56,784	00:14,130	00:26,861	00:15,793	14:49:28	
3	00:58,261	00:14,278	00:26,992	00:16,991	14:50:29	3	00:57,006	00:14,447	00:26,797	00:15,762	14:50:25	
4	00:59,682	00:16,285	00:27,370	00:16,027	14:51:28	4	<b>00:56,632</b>	00:14,070	00:26,853	<b>00:15,709</b>	14:51:22	
5	00:57,410	00:14,357	00:27,077	00:15,976	14:52:26	5	00:56,729	00:14,059	00:26,881	00:15,789	14:52:18	
6	00:57,914	00:14,357	00:27,128	00:16,429	14:53:24	6	PIT	00:14,066	00:26,963	03:14,207	14:56:14	
7	00:57,152	00:14,190	00:26,986	00:15,976	14:54:21	7	01:30,038	00:34,144	00:40,145	00:15,749	14:57:44	
8	01:00,091	00:15,343	00:28,601	00:16,147	14:55:21	8	PIT	00:14,072	00:26,985	00:22,768	14:58:47	
9	00:57,740	00:14,247	00:27,622	00:15,871	14:56:19	9	01:08,217	00:25,331	00:26,698	00:16,188	14:59:56	
10	<b>00:57,055</b>	00:14,191	00:26,937	00:15,927	14:57:16	10	PIT		<b>00:13,968</b>	00:26,798	00:59,811	15:01:36
11	00:57,381	00:14,185	00:27,215	00:15,981	14:58:13	11	01:09,094	00:26,338	00:26,705	00:16,051	15:02:45	
12	PIT	00:14,578	00:32,897	01:32,016	15:00:33	12	00:57,045	00:14,153	00:26,736	00:16,156	15:03:42	
13	01:25,917	00:25,510	00:35,793	00:24,614	15:01:59	<b>469 - BACHERO,Oscar P.Vmax: 1 T. Ideal: 00:56,719</b>						
14	01:07,820	00:20,395	00:31,534	00:15,891	15:03:06	V. Tiempo	Sector 1	Sector 2	Sector 3	V.Max	Hora	
15	00:58,031	<b>00:14,089</b>	00:28,114	<b>00:15,828</b>	15:04:04	1	START	00:49,095	00:35,558	00:17,026	14:48:33	
<b>66 - FABABÚ,Aythor P.Vmax: 1 T. Ideal: 00:55,959</b>						2	00:57,513	00:14,234	00:27,107	00:16,172	14:49:30	
V. Tiempo	Sector 1	Sector 2	Sector 3	V.Max	Hora	3	<b>00:56,852</b>	00:14,137	<b>00:26,727</b>	00:15,988	14:50:27	
1	START	00:49,754	00:34,338	00:16,625	14:48:32	4	00:57,367	<b>00:14,136</b>	00:27,365	00:15,866	14:51:24	
2	00:58,413	00:14,372	00:27,740	00:16,301	14:49:30	5	00:57,120	00:14,170	00:26,952	00:15,998	14:52:21	
3	01:00,149	00:17,880	00:26,622	00:15,647	14:50:30	6	00:57,531	00:14,274	00:27,401	<b>00:15,856</b>	14:53:19	
4	00:56,823	00:14,285	<b>00:26,543</b>	00:15,995	14:51:27	7	00:57,056	00:14,298	00:26,863	00:15,895	14:54:16	
5	<b>00:56,111</b>	00:14,000	00:26,570	<b>00:15,541</b>	14:52:23	8	PIT	00:14,260	00:27,182	00:56,051	14:55:54	
6	00:57,667	00:14,121	00:27,639	00:15,907	14:53:21	9	01:08,739	00:25,622	00:27,216	00:15,901	14:57:02	
7	00:56,149	00:13,965	00:26,546	00:15,638	14:54:17	10	00:57,143	00:14,268	00:27,012	00:15,863	14:57:59	
8	00:58,585	00:14,120	00:28,765	00:15,700	14:55:16	11	00:57,312	00:14,183	00:27,201	00:15,928	14:58:57	
9	01:07,558	00:24,175	00:27,552	00:15,831	14:56:23	12	00:59,931	00:14,285	00:27,287	00:18,359	14:59:57	
10	00:56,206	00:13,970	00:26,593	00:15,643	14:57:19	<b>470 - MARTINEZ,Iván P.Vmax: 1 T. Ideal: 00:40,895</b>						
11	00:56,269	<b>00:13,875</b>	00:26,806	00:15,588	14:58:16	V. Tiempo	Sector 1	Sector 2	Sector 3	V.Max	Hora	
<b>118 - LAMBIES,Pablo P.Vmax: 1 T. Ideal: 00:15,715</b>						1	PIT		...		14:47:22	
V. Tiempo	Sector 1	Sector 2	Sector 3	V.Max	Hora	2	NULL	00:00,000	<b>00:11,430</b>	00:17,517	14:48:37	
1	START	01:17,433	<b>00:01,196</b>	<b>00:00,436</b>	14:48:10	3	00:56,301	00:14,010	00:26,637	00:15,654	14:49:33	
2	00:57,539	00:14,450	00:26,831	00:16,258	14:49:08	4	00:56,260	<b>00:13,925</b>	00:26,684	00:15,651	14:50:30	
3	00:57,050	00:14,328	00:26,739	00:15,983	14:50:05	5	00:57,141	00:14,565	00:26,634	00:15,942	14:51:27	
4	00:57,209	<b>00:14,083</b>	00:26,987	00:16,139	14:51:02	6	00:56,303	00:14,072	00:26,585	00:15,646	14:52:23	
5	PIT	00:14,319	00:26,953	01:36,210	14:53:19	7	PIT	00:14,553	00:27,107	01:37,966	14:54:43	
6	01:05,532	00:22,528	00:26,754	00:16,250	14:54:25	8	01:07,946	00:25,530	00:26,748	00:15,668	14:55:51	
7	00:56,886	00:14,205	00:26,763	00:15,918	14:55:22	9	<b>00:56,026</b>	00:13,966	00:26,489	00:15,571	14:56:47	
8	00:57,279	<b>00:14,083</b>	00:27,337	00:15,859	14:56:19	10	00:56,363	00:14,002	00:26,821	<b>00:15,540</b>	14:57:43	
9	00:58,789	00:14,117	00:27,226	00:17,446	14:57:18	11	00:56,266	00:13,955	00:26,561	00:15,750	14:58:39	
10	00:57,302	00:14,514	00:26,851	00:15,937	14:58:15	<b>498 - ALACID,José P.Vmax: 1 T. Ideal: 00:35,651</b>						
11	<b>00:56,744</b>	00:14,084	00:26,736	00:15,924	14:59:12	V. Tiempo	Sector 1	Sector 2	Sector 3	V.Max	Hora	
12	00:56,811	00:14,097	00:26,751	00:15,963	15:00:09	1	START	01:18,519	<b>00:05,878</b>	00:16,960	14:48:32	
						2	<b>00:57,033</b>	00:14,172	00:27,111	00:15,750	14:49:29	
						3	00:57,230	00:14,178	00:27,172	00:15,880	14:50:27	





## Circuito Lucas Guerrero

## VI TROFEO Kartódromo L.Guerrero

## VUELTA A VUELTA SECTORES Tanda 5 DD2

4	00:57,292	00:14,229	00:27,384	<b>00:15,679</b>	14:51:24	6	00:57,413	00:14,330	00:27,069	00:16,014	14:52:44
5	00:57,302	00:14,119	00:27,335	00:15,848	14:52:21	7	00:57,747	00:14,327	00:27,462	00:15,958	14:53:42
6	00:58,164	00:14,294	00:28,159	00:15,711	14:53:19	8	00:57,583	00:14,348	00:27,364	00:15,871	14:54:40
7	00:57,154	00:14,146	00:27,154	00:15,854	14:54:16	9	00:57,330	00:14,285	00:27,131	00:15,914	14:55:37
8	00:58,731	00:14,220	00:28,611	00:15,900	14:55:15	10	PIT	00:14,421	00:27,060	01:17,229	14:57:36
9	01:04,343	00:17,924	00:30,441	00:15,978	14:56:20	11	01:09,940	00:26,967	00:27,089	00:15,884	14:58:45
10	00:58,071	<b>00:14,094</b>	00:27,027	00:16,950	14:57:18	12	00:56,910	00:14,177	00:26,873	00:15,860	14:59:42
11	01:00,846	00:14,614	00:30,092	00:16,140	14:58:18	13	00:56,999	00:14,138	00:26,967	00:15,894	15:00:39
<b>527 - REGALADO, José L.</b>						P.Vmax: 1 T. Ideal: 00:42,010					
V. Tiempo	Sector 1	Sector 2	Sector 3	V.Max	Hora	14	00:57,071	00:14,327	00:26,849	00:15,895	15:01:36
1	PIT				14:47:24	15	00:57,964	00:14,447	00:27,418	00:16,099	15:02:34
2	NULL	00:00,000	<b>00:12,209</b>	00:16,849	14:48:38						
3	<b>00:57,183</b>	00:14,103	00:27,368	<b>00:15,712</b>	14:49:35						
4	00:59,710	<b>00:14,089</b>	00:29,584	00:16,037	14:50:35						

V. Tiempo	Sector 1	Sector 2	Sector 3	V.Max	Hora
1	PIT				14:47:24
2	NULL	00:00,000	<b>00:12,209</b>	00:16,849	14:48:38
3	<b>00:57,183</b>	00:14,103	00:27,368	<b>00:15,712</b>	14:49:35
4	00:59,710	<b>00:14,089</b>	00:29,584	00:16,037	14:50:35

<b>528 - RENTERO, Javier</b>						P.Vmax: 1 T. Ideal: 00:57,132					
------------------------------	--	--	--	--	--	-------------------------------	--	--	--	--	--

V. Tiempo	Sector 1	Sector 2	Sector 3	V.Max	Hora
1	PIT				14:47:14
2	01:30,607	00:40,802	00:32,875	00:16,930	14:48:34
3	00:57,529	00:14,327	00:27,126	00:16,076	14:49:31
4	00:57,676	00:14,294	00:27,057	00:16,325	14:50:29
5	00:59,236	00:14,515	00:27,162	00:17,559	14:51:28
6	00:57,593	00:14,494	<b>00:26,968</b>	00:16,131	14:52:26
7	00:58,262	00:14,309	00:27,041	00:16,912	14:53:24
8	01:00,259	00:14,603	00:27,507	00:18,149	14:54:24
9	00:59,109	00:15,983	00:27,078	00:16,048	14:55:23
10	00:57,743	00:14,408	00:27,270	00:16,065	14:56:21
11	<b>00:57,399</b>	00:14,233	00:27,071	00:16,095	14:57:18
12	00:58,704	00:14,327	00:28,384	00:15,993	14:58:17
13	00:57,734	<b>00:14,191</b>	00:27,570	<b>00:15,973</b>	14:59:15
14	00:57,691	00:14,224	00:27,288	00:16,179	15:00:13
15	00:57,824	00:14,306	00:27,306	00:16,212	15:01:10
16	00:57,477	00:14,268	00:27,126	00:16,083	15:02:08
17	00:58,213	00:14,552	00:27,503	00:16,158	15:03:06
18	00:57,575	00:14,226	00:27,241	00:16,108	15:04:04


<b>542 - ROMERO, César</b>						P.Vmax: 1 T. Ideal: 00:43,823					
----------------------------	--	--	--	--	--	-------------------------------	--	--	--	--	--

V. Tiempo	Sector 1	Sector 2	Sector 3	V.Max	Hora
1	PIT				14:47:31
2	NULL	00:00,000	<b>00:14,132</b>	00:15,830	14:48:39
3	00:57,029	00:14,207	00:27,032	00:15,790	14:49:36
4	<b>00:56,725</b>	<b>00:14,021</b>	00:27,034	<b>00:15,670</b>	14:50:33
5	00:56,964	00:14,179	00:27,042	00:15,743	14:51:30
6	00:56,988	00:14,100	00:27,167	00:15,721	14:52:27
7	00:57,226	00:14,114	00:27,176	00:15,936	14:53:24
8	00:58,795	00:14,726	00:27,879	00:16,190	14:54:23
9	00:57,288	00:14,069	00:27,388	00:15,831	14:55:20
10	00:57,622	00:14,526	00:27,233	00:15,863	14:56:18
11	00:57,512	00:14,424	00:27,278	00:15,810	14:57:15
12	00:57,217	00:14,436	00:27,103	00:15,678	14:58:12
13	00:56,854	00:14,074	00:27,078	00:15,702	14:59:09
14	00:57,470	00:14,235	00:27,294	00:15,941	15:00:07

<b>595 - TORRÓ, Vicente</b>						P.Vmax: 1 T. Ideal: 00:42,155					
-----------------------------	--	--	--	--	--	-------------------------------	--	--	--	--	--

V. Tiempo	Sector 1	Sector 2	Sector 3	V.Max	Hora
1	PIT				14:47:24
2	NULL	00:00,000	<b>00:12,298</b>	00:16,877	14:48:37
3	00:57,053	<b>00:14,076</b>	00:27,066	00:15,911	14:49:34
4	<b>00:56,831</b>	00:14,206	00:26,844	<b>00:15,781</b>	14:50:31
5	01:15,456	00:14,187	00:36,047	00:25,222	14:51:47





**VI TROFEO Kartódromo L.Guerrero**

**2 - 3 Septiembre 2017**

Length: 1428 metros

**Results**

**Tanda 6**

**DD2**

Pos.	N.	Driver	Team	Car	Nat.	Best Lap	iL	Laps	Gap	Interval	Speed	Cat.	Ne.
1	470	MARTINEZ,Iván	EKR KART Racing	EKR		<b>00:55,978</b>	9	11			91,84	DD2	
2	15	RIERA,Enric	E.RIERA	CRG-Rotax	VLC	00:56,068	9	9	00:00,090	00:00,090	91,69	DD2	
3	66	FABABÚ,Aythor	A.FABABÚ	CRG-Rotax	VLC	00:56,245	10	13	00:00,267	00:00,177	91,4	DD2	
4	465	CLAUDIO,Marc	A.GARAY Sr.	Tonykart-Rotax	BCN	00:56,330	5	9	00:00,352	00:00,085	91,26	DD2	
5	417	PRUÑONOSA,Adrián	A.PRUÑONOSA	Tonykart-Rotax	CAS	00:56,357	6	13	00:00,379	00:00,027	91,22	DD2	
6	414	ALVAREZ,Rafael	R.ALVAREZ Sr.	CRG-Rotax	BCN	00:56,628	9	12	00:00,650	00:00,271	90,78	DD2	
7	22	SIERRA,Xavi	X.SIERRA	CRG-Rotax	BCN	00:56,683	12	12	00:00,705	00:00,055	90,69	SIL	
8	469	BACHERO,Oscar	V.BACHERO	Tonykart-Rotax	CAS	00:56,767	5	9	00:00,789	00:00,084	90,56	DD2	
9	118	LAMBIES,Pablo	P.LAMBIES	CKR-Rotax	VLC	00:56,809	10	10	00:00,831	00:00,042	90,49	DD2	
10	498	ALACID,José	AC CASTELLON	Tonykart-Rotax	MUR	00:56,831	6	12	00:00,853	00:00,022	90,46	DD2	
11	595	TORRÓ,Vicente	V.TORRÓ	CRG-Rotax	VLC	00:57,217	9	11	00:01,239	00:00,386	89,85	DD2	
12	528	RENTERO,Javier	J.RENTERO	CRG-Rotax	VLC	00:57,242	8	12	00:01,264	00:00,025	89,81	DD2	

Circuito Lucas Guerrero

Final Official

Provisional Official

Length: 1428 m. Hour: 16:21

**Stewards:**

Hour:

**C.of the Course:**

Hour:

**C.Timekeeper:**

Hour: 16:35:37



CROHOCIRCUIT: oscar.gutierrez@circuitvalencia.com





## Circuito Lucas Guerrero

## VI TROFEO Kartódromo L.Guerrero

## VUELTA A VUELTA SECTORES Tanda 6 DD2

15 - RIERA,Enric						P.Vmax: 1	T. Ideal: 00:55,983				
V. Tiempo	Sector 1	Sector 2	Sector 3	V.Max	Hora						
1	PIT		...		16:25:08						
2	01:11,996	00:30,501	00:26,721	00:14,774	16:26:20	4	01:07,005	00:25,303	00:26,855	<b>00:14,847</b>	16:27:04
3	00:56,215	00:14,893	<b>00:26,456</b>	00:14,866	16:27:17	5	00:57,026	00:14,972	00:27,117	00:14,937	16:28:01
4	00:56,306	00:14,969	00:26,519	00:14,818	16:28:13	6	01:01,023	00:15,077	00:29,361	00:16,585	16:29:02
5	00:56,379	00:14,916	00:26,610	00:14,853	16:29:09	7	00:57,606	00:15,475	00:27,231	00:14,900	16:30:00
6	00:56,281	<b>00:14,836</b>	00:26,717	00:14,728	16:30:06	8	00:57,430	<b>00:14,923</b>	00:27,322	00:15,185	16:30:57
7	PIT	00:17,092	00:29,491	01:19,130	16:32:11	9	<b>00:56,628</b>	00:14,930	00:26,811	00:14,887	16:31:54
8	01:10,456	00:28,846	00:26,750	00:14,860	16:33:22	10	00:57,314	00:15,121	<b>00:26,784</b>	00:15,409	16:32:51
9	<b>00:56,068</b>	00:14,893	00:26,484	<b>00:14,691</b>	16:34:18	11	00:57,368	00:15,208	00:27,229	00:14,931	16:33:48
						12	00:57,217	00:15,072	00:27,140	00:15,005	16:34:46
22 - SIERRA,Xavi						P.Vmax: 1	T. Ideal: 00:56,652				
V. Tiempo	Sector 1	Sector 2	Sector 3	V.Max	Hora						
1	START	01:12,438	00:27,394	00:15,300	16:23:48						
2	00:58,147	00:15,098	00:27,879	00:15,170	16:24:46						
3	00:57,505	00:15,076	00:27,025	00:15,404	16:25:43						
4	00:57,105	00:15,066	00:27,044	00:14,995	16:26:40						
5	00:59,145	00:16,041	00:27,922	00:15,182	16:27:39						
6	00:57,145	00:14,999	00:27,107	00:15,039	16:28:37						
7	00:56,998	00:14,981	00:27,100	<b>00:14,917</b>	16:29:34						
8	00:57,864	00:15,001	00:27,913	00:14,950	16:30:31						
9	00:57,020	00:14,929	00:27,000	00:15,091	16:31:28						
10	01:00,610	00:15,356	00:27,007	00:18,247	16:32:29						
11	01:15,377	00:19,768	00:35,607	00:20,002	16:33:44						
12	<b>00:56,683</b>	<b>00:14,883</b>	<b>00:26,852</b>	00:14,948	16:34:41						
66 - FABABÚ,Aythor						P.Vmax: 1	T. Ideal: 00:56,140				
V. Tiempo	Sector 1	Sector 2	Sector 3	V.Max	Hora						
1	PIT		...		16:22:47						
2	01:07,096	00:24,787	00:27,031	00:15,278	16:23:55						
3	00:56,664	00:15,051	00:26,703	00:14,910	16:24:52						
4	00:56,683	00:14,939	00:26,758	00:14,986	16:25:48						
5	00:56,663	00:15,082	00:26,712	00:14,869	16:26:45						
6	00:56,369	00:14,994	<b>00:26,583</b>	<b>00:14,792</b>	16:27:41						
7	00:56,410	00:14,922	00:26,611	00:14,877	16:28:38						
8	00:56,335	00:14,938	00:26,602	00:14,795	16:29:34						
9	00:56,421	<b>00:14,765</b>	00:26,791	00:14,865	16:30:31						
10	<b>00:56,245</b>	00:14,833	00:26,587	00:14,825	16:31:27						
11	01:19,678	00:14,881	00:37,558	00:27,239	16:32:47						
12	00:56,878	00:14,922	00:26,898	00:15,058	16:33:43						
13	00:56,636	00:14,979	00:26,865	<b>00:14,792</b>	16:34:40						
118 - LAMBIES,Pablo						P.Vmax: 1	T. Ideal: 00:56,768				
V. Tiempo	Sector 1	Sector 2	Sector 3	V.Max	Hora						
1	PIT		...		16:23:24						
2	01:11,473	00:27,601	00:27,933	00:15,939	16:24:36						
3	00:57,440	00:15,377	00:26,830	00:15,233	16:25:33						
4	00:57,517	00:15,582	00:26,757	00:15,178	16:26:31						
5	00:57,372	00:15,174	00:26,984	00:15,214	16:27:28						
6	00:57,383	<b>00:15,045</b>	00:26,961	00:15,377	16:28:26						
7	00:57,355	00:15,169	00:26,940	00:15,246	16:29:23						
8	00:57,140	00:15,088	00:26,887	00:15,165	16:30:20						
9	00:57,118	00:15,185	00:26,786	00:15,147	16:31:17						
10	<b>00:56,809</b>	00:15,086	<b>00:26,592</b>	<b>00:15,131</b>	16:32:14						
414 - ALVAREZ,Rafael						P.Vmax: 1	T. Ideal: 00:56,554				
V. Tiempo	Sector 1	Sector 2	Sector 3	V.Max	Hora						
1	START	00:40,219	00:27,086	00:17,008	16:23:17						
2	00:56,827	00:14,948	00:26,835	00:15,044	16:24:14						
3	PIT	00:15,202	00:27,009	01:01,246	16:25:57						
417 - PRUÑONOSA,Adrián						P.Vmax: 1	T. Ideal: 00:56,110				
V. Tiempo	Sector 1	Sector 2	Sector 3	V.Max	Hora						
1	PIT		...		16:23:10						
2	01:05,214	00:23,891	<b>00:26,559</b>	00:14,764	16:24:16						
3	00:56,800	00:14,949	00:27,098	<b>00:14,753</b>	16:25:12						
4	00:56,474	00:14,822	00:26,747	00:14,905	16:26:09						
5	00:56,392	00:14,873	00:26,715	00:14,804	16:27:05						
6	<b>00:56,357</b>	00:14,823	00:26,724	00:14,810	16:28:02						
7	00:56,685	<b>00:14,798</b>	00:26,876	00:15,011	16:28:58						
8	00:56,981	00:14,989	00:26,976	00:15,016	16:29:55						
9	00:56,724	00:14,912	00:26,872	00:14,940	16:30:52						
10	00:56,892	00:14,902	00:26,929	00:15,061	16:31:49						
11	00:57,096	00:14,874	00:26,962	00:15,260	16:32:46						
12	00:57,148	00:14,979	00:27,060	00:15,109	16:33:43						
13	00:57,321	00:14,991	00:27,368	00:14,962	16:34:41						
465 - CLAUDIO,Marc						P.Vmax: 1	T. Ideal: 00:56,248				
V. Tiempo	Sector 1	Sector 2	Sector 3	V.Max	Hora						
1	START	01:11,892	00:27,210	00:15,152	16:23:47						
2	00:56,798	00:15,072	00:26,794	00:14,932	16:24:43						
3	PIT	00:15,122		01:59,139	16:26:58						
4	01:10,351	00:28,817	00:26,635	00:14,899	16:28:08						
5	<b>00:56,330</b>	00:14,907	<b>00:26,608</b>	00:14,815	16:29:04						
6	00:56,517	00:14,917	00:26,787	00:14,813	16:30:01						
7	00:56,651	<b>00:14,883</b>	00:26,731	00:15,037	16:30:58						
8	00:56,721	00:15,196	00:26,768	<b>00:14,757</b>	16:31:54						
9	00:56,653	00:14,933	00:26,706	00:15,014	16:32:51						
469 - BACHERO,Oscar						P.Vmax: 1	T. Ideal: 00:54,611				
V. Tiempo	Sector 1	Sector 2	Sector 3	V.Max	Hora						
1	START	00:43,492	<b>00:24,687</b>	00:17,558	16:23:18						
2	00:57,130	00:15,302	00:26,802	00:15,026	16:24:15						
3	00:56,964	00:15,159	00:26,876	<b>00:14,929</b>	16:25:12						
4	00:58,166	00:15,317	00:27,669	00:15,180	16:26:10						
5	<b>00:56,767</b>	<b>00:14,995</b>	00:26,638	00:15,134	16:27:07						
6	00:57,166	00:15,067	00:26,797	00:15,302	16:28:04						
7	00:57,079	00:15,059	00:26,752	00:15,268	16:29:01						
8	00:57,214	00:15,067	00:26,903	00:15,244	16:29:59						
9	00:56,860	00:15,064	00:26,766	00:15,030	16:30:56						
470 - MARTINEZ,Iván						P.Vmax: 1	T. Ideal: 00:54,099				
V. Tiempo	Sector 1	Sector 2	Sector 3	V.Max	Hora						
1	START	00:42,400	<b>00:24,578</b>	00:16,927	16:23:16						
2	00:56,307	00:14,934	00:26,569	00:14,804	16:24:13						
3	00:56,363	00:14,934	00:26,662	00:14,767	16:25:09						
4	00:56,333	00:14,906	00:26,671	00:14,756	16:26:05						
5	PIT	00:14,893	00:26,773	01:24,942	16:28:12						
6	01:06,637	00:25,471	00:26,425	00:14,741	16:29:19						
7	00:56,117	<b>00:14,845</b>	00:26,543	00:14,729	16:30:15						
8	00:56,260	00:14,876	00:26,645	00:14,739	16:31:11						
9	<b>00:55,978</b>	00:14,853	00:26,449	<b>00:14,676</b>	16:32:07						





Circuito Lucas Guerrero

**VI TROFEO Kartódromo L.Guerrero****VUELTA A VUELTA SECTORES Tanda 6 DD2**

10	00:56,821	00:14,926	00:27,087	00:14,808	16:33:04
11	00:56,198	00:14,860	00:26,521	00:14,817	16:34:00

<b>498 - ALACID, José</b>	P.Vmax: 1	T. Ideal: 00:56,623
---------------------------	-----------	---------------------

V.	Tiempo	Sector 1	Sector 2	Sector 3	V.Max	Hora
1	PIT			...		16:23:08
2	01:06,569	00:24,452	00:27,156	00:14,961		16:24:15
3	00:56,945	00:15,018	00:27,159	<b>00:14,768</b>		16:25:12
4	00:59,057	00:15,150	00:28,591	00:15,316		16:26:11
5	00:57,394	00:15,072	<b>00:26,965</b>	00:15,357		16:27:08
6	<b>00:56,831</b>	00:15,069	00:26,988	00:14,774		16:28:05
7	00:57,585	00:15,038	00:27,495	00:15,052		16:29:02
8	00:56,914	<b>00:14,890</b>	00:27,107	00:14,917		16:29:59
9	00:57,906	00:14,977	00:27,601	00:15,328		16:30:57
10	01:00,295	00:15,884	00:27,241	00:17,170		16:31:58
11	00:58,303	00:15,883	00:27,054	00:15,366		16:32:56
12	00:57,099	00:15,094	00:27,037	00:14,968		16:33:53


<b>528 - RENTERO, Javier</b>	P.Vmax: 1	T. Ideal: 00:57,211
------------------------------	-----------	---------------------

V.	Tiempo	Sector 1	Sector 2	Sector 3	V.Max	Hora
1	PIT			...		16:22:41
2	01:17,371	00:28,290	00:31,917	00:17,164		16:23:59
3	00:58,006	00:15,378	00:27,379	00:15,249		16:24:57
4	00:57,671	00:15,112	00:27,360	00:15,199		16:25:54
5	00:57,892	00:15,350	00:27,286	00:15,256		16:26:52
6	00:58,027	00:15,166	00:27,490	00:15,371		16:27:50
7	00:57,482	00:15,199	00:27,099	00:15,184		16:28:48
8	<b>00:57,242</b>	00:15,114	<b>00:26,953</b>	<b>00:15,175</b>		16:29:45
9	00:57,747	00:15,098	00:27,259	00:15,390		16:30:43
10	00:57,803	00:15,266	00:27,284	00:15,253		16:31:41
11	00:57,999	<b>00:15,083</b>	00:27,302	00:15,614		16:32:39
12	00:57,981	00:15,256	00:27,507	00:15,218		16:33:37

<b>595 - TORRÓ, Vicente</b>	P.Vmax: 1	T. Ideal: 00:56,946
-----------------------------	-----------	---------------------

V.	Tiempo	Sector 1	Sector 2	Sector 3	V.Max	Hora
1	START	01:10,581	00:27,473	00:15,169		16:23:46
2	00:57,365	00:15,216	00:27,054	00:15,095		16:24:43
3	00:57,301	00:15,209	00:27,046	00:15,046		16:25:40
4	00:57,495	00:15,314	00:27,211	<b>00:14,970</b>		16:26:38
5	00:57,652	00:15,167	00:27,231	00:15,254		16:27:35
6	PIT	00:15,261	00:27,530	00:47,690		16:29:06
7	01:06,076	00:23,980	00:27,006	00:15,090		16:30:12
8	00:57,268	00:15,099	<b>00:26,880</b>	00:15,289		16:31:09
9	<b>00:57,217</b>	<b>00:15,096</b>	00:27,051	00:15,070		16:32:07
10	00:57,980	00:15,099	00:27,802	00:15,079		16:33:04
11	00:57,275	00:15,143	00:26,980	00:15,152		16:34:02

CRONOCIRCUIT: [oscar.gutierrez@circuitvalencia.com](mailto:oscar.gutierrez@circuitvalencia.com)



**VI TROFEO Kartódromo L.Guerrero**

**2 - 3 Septiembre 2017**

Length: 1428 metros

**Results**

**Tanda 7**

**DD2**

Pos.	N.	Driver	Team	Car	Nat.	Best Lap	iL	Laps	Gap	Interval	Speed	Cat.	Ne.
1	417	PRUÑONOSA, Adrián	A.PRUÑONOSA	Tonykart-Rotax	CAS	<b>00:55,787</b>	9	11			92,15	DD2	
2	470	MARTINEZ, Iván	EKR KART Racing	EKR		00:56,003	11	11	00:00,216	00:00,216	91,8	DD2	
3	66	FABABÚ, Aythor	A.FABABÚ	CRG-Rotax	VLC	00:56,063	6	7	00:00,276	00:00,060	91,7	DD2	
4	15	RIERA, Enric	E.RIERA	CRG-Rotax	VLC	00:56,129	5	10	00:00,342	00:00,066	91,59	DD2	
5	465	CLAUDIO, Marc	A.GARAY Sr.	Tonykart-Rotax	BCN	00:56,355	5	11	00:00,568	00:00,226	91,22	DD2	
6	469	BACHERO, Oscar	V.BACHERO	Tonykart-Rotax	CAS	00:56,453	5	11	00:00,666	00:00,098	91,06	DD2	
7	414	ALVAREZ, Rafael	R.ALVAREZ Sr.	CRG-Rotax	BCN	00:56,621	6	10	00:00,834	00:00,168	90,79	DD2	
8	542	ROMERO, César	C.ROMERO	CRG-Rotax	VLC	00:56,655	4	12	00:00,868	00:00,034	90,74	SIL	
9	498	ALACID, José	AC CASTELLON	Tonykart-Rotax	MUR	00:56,708	4	11	00:00,921	00:00,053	90,65	DD2	
10	595	TORRÓ, Vicente	V.TORRÓ	CRG-Rotax	VLC	00:56,763	11	11	00:00,976	00:00,055	90,57	DD2	
11	528	RENTERO, Javier	J.RENTERO	CRG-Rotax	VLC	00:57,144	11	11	00:01,357	00:00,381	89,96	DD2	

Circuito Lucas Guerrero

Final Official

Provisional Official

Length: 1428 m. Hour: 17:37

**Stewards:**

Hour:

**C.of the Course:**

Hour:

**C.Timekeeper:**

Hour: 17:50:20



**CROHOCIRCUIT: oscar.gutierrez@circuitvalencia.com**



Circuito Lucas Guerrero

## VI TROFEO Kartódromo L.Guerrero

## VUELTA A VUELTA SECTORES Tanda 7 DD2

15 - RIERA,Enric						P.Vmax: 1	T. Ideal: 00:55,961	10	00:56,531	00:15,007	00:26,708	00:14,816	17:48:18					
V. Tiempo	Sector 1	Sector 2	Sector 3	V.Max	Hora			11	00:56,629	00:15,034	00:26,799	00:14,796	17:49:15					
1	PIT		...		17:39:03	<b>469 - BACHERO,Oscar</b>						P.Vmax: 1	T. Ideal: 00:56,414					
2	01:12,120	00:30,505	00:26,896	00:14,719	17:40:15	V. Tiempo	Sector 1	Sector 2	Sector 3	V.Max	Hora							
3	00:56,378	00:15,108	00:26,648	00:14,622	17:41:11	1	PIT		...		17:39:13							
4	00:56,308	00:15,127	00:26,599	<b>00:14,582</b>	17:42:08	2	01:29,026	00:32,543	00:36,294	00:20,189	17:40:42							
5	<b>00:56,129</b>	<b>00:14,786</b>	00:26,614	00:14,729	17:43:04	3	00:57,621	00:15,665	00:26,806	00:15,150	17:41:40							
6	00:56,277	00:14,842	00:26,642	00:14,793	17:44:00	4	00:57,690	00:15,572	00:27,213	00:14,905	17:42:37							
7	00:57,125	00:15,025	00:26,735	00:15,365	17:44:57	5	<b>00:56,453</b>	<b>00:14,919</b>	<b>00:26,731</b>	00:14,803	17:43:34							
8	00:58,617	00:16,360	00:27,492	00:14,765	17:45:56	6	00:57,072	00:15,298	00:26,889	00:14,885	17:44:31							
9	00:56,554	00:15,137	00:26,751	00:14,666	17:46:52	7	00:57,130	00:15,415	00:26,777	00:14,938	17:45:28							
10	00:56,241	00:14,911	<b>00:26,593</b>	00:14,737	17:47:49	8	00:57,577	00:15,067	00:27,746	<b>00:14,764</b>	17:46:25							
<b>66 - FABABÚ,Aythor</b>						P.Vmax: 1	T. Ideal: 00:56,018	<b>470 - MARTINEZ,Iván</b>						P.Vmax: 1	T. Ideal: 00:55,923			
V. Tiempo	Sector 1	Sector 2	Sector 3	V.Max	Hora			V. Tiempo	Sector 1	Sector 2	Sector 3	V.Max	Hora					
1	PIT		...		17:39:07	1	PIT		...		17:39:25							
2	01:09,179	00:27,033	00:27,181	00:14,965	17:40:16	2	01:20,596	00:33,469	00:28,383	00:18,744	17:40:45							
3	00:56,348	00:14,929	00:26,590	00:14,829	17:41:13	3	00:56,252	00:14,996	00:26,542	00:14,714	17:41:41							
4	00:56,393	00:14,907	00:26,712	00:14,774	17:42:09	4	00:56,164	00:14,974	00:26,550	00:14,640	17:42:38							
5	00:56,116	00:14,836	00:26,532	<b>00:14,748</b>	17:43:05	5	00:56,168	00:14,937	00:26,584	00:14,647	17:43:34							
6	<b>00:56,063</b>	<b>00:14,779</b>	00:26,524	00:14,760	17:44:01	6	00:56,262	<b>00:14,837</b>	00:26,537	00:14,888	17:44:30							
7	00:56,155	00:14,877	<b>00:26,491</b>	00:14,787	17:44:57	7	00:56,618	00:14,854	00:27,040	00:14,724	17:45:27							
<b>414 - ALVAREZ,Rafael</b>						P.Vmax: 1	T. Ideal: 00:56,288	8	00:56,400	00:15,279	00:26,514	<b>00:14,607</b>	17:46:23					
V. Tiempo	Sector 1	Sector 2	Sector 3	V.Max	Hora			9	00:56,108	00:14,918	00:26,517	00:14,673	17:47:19					
1	PIT		...		17:39:13	10	00:56,086	00:14,933	00:26,484	00:14,669	17:48:15							
2	01:23,800	00:30,756	00:30,521	00:22,523	17:40:37	11	<b>00:56,003</b>	00:14,855	<b>00:26,479</b>	00:14,669	17:49:11							
3	01:02,402	00:20,599	00:27,036	00:14,767	17:41:40	<b>498 - ALACID,José</b>						P.Vmax: 1	T. Ideal: 00:56,582					
4	00:56,943	00:15,233	00:26,968	00:14,742	17:42:37	V. Tiempo	Sector 1	Sector 2	Sector 3	V.Max	Hora							
5	00:56,660	<b>00:15,011</b>	00:26,687	00:14,962	17:43:33	1	PIT		...		17:39:22							
6	<b>00:56,621</b>	00:15,044	<b>00:26,539</b>	00:15,038	17:44:30	2	01:19,641	00:32,663	00:27,916	00:19,062	17:40:42							
7	00:57,162	00:15,222	00:27,202	<b>00:14,738</b>	17:45:27	3	00:57,368	00:15,466	00:27,029	00:14,873	17:41:39							
8	00:57,391	00:15,399	00:27,103	00:14,889	17:46:24	4	<b>00:56,708</b>	<b>00:14,935</b>	00:27,056	<b>00:14,717</b>	17:42:36							
9	PIT	00:15,038	00:26,818	01:25,139	17:48:31	5	00:56,967	00:15,030	<b>00:26,930</b>	00:15,007	17:43:33							
10	01:15,117	00:30,238	00:30,134	00:14,745	17:49:47	6	00:56,959	00:15,121	00:27,004	00:14,834	17:44:30							
<b>417 - PRUÑONOSA,Adrián</b>						P.Vmax: 1	T. Ideal: 00:55,717	7	00:56,968	00:15,053	00:27,128	00:14,787	17:45:26					
V. Tiempo	Sector 1	Sector 2	Sector 3	V.Max	Hora			8	00:58,312	00:15,872	00:27,714	00:14,726	17:46:25					
1	PIT		...		17:39:11	9	00:57,367	00:15,029	00:27,535	00:14,803	17:47:22							
2	01:29,968	00:33,966	00:36,406	00:19,596	17:40:41	10	00:56,803	00:15,009	00:26,987	00:14,807	17:48:19							
3	00:56,378	00:15,274	<b>00:26,410</b>	00:14,694	17:41:37	11	00:56,754	00:14,990	00:26,965	00:14,799	17:49:16							
4	00:56,159	00:14,825	00:26,595	00:14,739	17:42:34	<b>528 - RENTERO,Javier</b>						P.Vmax: 1	T. Ideal: 00:57,035					
5	00:56,203	00:14,919	00:26,492	00:14,792	17:43:30	V. Tiempo	Sector 1	Sector 2	Sector 3	V.Max	Hora							
6	00:55,858	00:14,730	00:26,524	00:14,604	17:44:26	1	PIT		...		17:39:15							
7	00:55,857	00:14,745	00:26,449	00:14,663	17:45:22	2	01:22,812	00:31,439	00:33,927	00:17,446	17:40:38							
8	00:55,788	00:14,722	00:26,473	<b>00:14,593</b>	17:46:17	3	00:58,337	00:15,872	00:27,251	00:15,214	17:41:36							
9	<b>00:55,787</b>	00:14,716	00:26,468	00:14,603	17:47:13	4	00:57,593	00:15,178	00:27,214	00:15,201	17:42:34							
10	00:56,017	<b>00:14,714</b>	00:26,666	00:14,637	17:48:09	5	01:04,121	00:15,423	00:30,693	00:18,005	17:43:38							
11	00:55,862	00:14,764	00:26,450	00:14,648	17:49:05	6	00:57,969	00:15,252	00:27,391	00:15,326	17:44:36							
<b>465 - CLAUDIO,Marc</b>						P.Vmax: 1	T. Ideal: 00:56,052	7	00:57,794	00:15,259	00:27,274	00:15,261	17:45:33					
V. Tiempo	Sector 1	Sector 2	Sector 3	V.Max	Hora			8	00:57,257	00:15,121	00:27,071	<b>00:15,065</b>	17:46:31					
1	PIT		...		17:39:12	9	00:57,319	00:15,198	<b>00:26,942</b>	00:15,179	17:47:28							
2	01:26,002	00:32,797	00:33,838	00:19,367	17:40:38	10	00:57,958	00:15,287	00:27,581	00:15,090	17:48:26							
3	01:00,930	00:18,554	00:27,477	00:14,899	17:41:39	11	<b>00:57,144</b>	<b>00:15,028</b>	00:26,987	00:15,129	17:49:23							
4	00:58,928	00:14,980	00:29,093	00:14,855	17:42:38	<b>542 - ROMERO,César</b>						P.Vmax: 1	T. Ideal: 00:56,424					
5	<b>00:56,355</b>	00:14,994	<b>00:26,624</b>	00:14,737	17:43:34	V. Tiempo	Sector 1	Sector 2	Sector 3	V.Max	Hora							
6	00:56,658	<b>00:14,774</b>	00:26,958	00:14,926	17:44:31	1	PIT		...		17:39:06							
7	00:57,080	00:15,496	00:26,930	<b>00:14,654</b>	17:45:28													
8	00:57,005	00:14,986	00:27,331	00:14,688	17:46:25													
9	00:56,727	00:14,900	00:27,078	00:14,749	17:47:22													





Circuito Lucas Guerrero

**VI TROFEO Kartódromo L.Guerrero****VUELTA A VUELTA SECTORES Tanda 7 DD2**

2	01:10,809	00:28,013	00:27,938	00:14,858	17:40:16
3	00:56,885	00:15,111	<b>00:26,888</b>	00:14,886	17:41:13
4	<b>00:56,655</b>	00:14,923	00:27,028	00:14,704	17:42:10
5	00:56,964	00:14,989	00:27,165	00:14,810	17:43:07
6	00:57,040	00:14,991	00:27,383	00:14,666	17:44:04
7	00:56,975	00:15,087	00:27,056	00:14,832	17:45:01
8	00:57,008	00:15,046	00:27,186	00:14,776	17:45:58
9	00:57,041	00:15,111	00:27,260	00:14,670	17:46:55
10	00:56,850	00:14,944	00:27,213	00:14,693	17:47:52
11	00:57,164	<b>00:14,875</b>	00:27,523	00:14,766	17:48:49
12	00:56,788	00:15,027	00:27,100	<b>00:14,661</b>	17:49:46

595 - TORRÓ, Vicente P.Vmax: 1 T. Ideal: 00:56,624

V.	Tiempo	Sector 1	Sector 2	Sector 3	V.Max	Hora
1	PIT			...		17:39:21
2	01:16,582	00:32,935	00:27,662	00:15,985		17:40:38
3	00:57,637	00:15,311	00:27,198	00:15,128		17:41:35
4	00:57,328	00:15,198	00:27,146	00:14,984		17:42:33
5	00:57,638	00:15,151	<b>00:26,830</b>	00:15,657		17:43:30
6	00:57,148	00:15,211	00:26,914	00:15,023		17:44:27
7	00:56,987	00:15,160	00:26,832	00:14,995		17:45:24
8	PIT	00:15,067	00:27,069	00:40,730		17:46:47
9	01:05,332	00:23,540	00:26,880	00:14,912		17:47:53
10	00:56,866	00:15,106	00:26,875	00:14,885		17:48:50
11	<b>00:56,763</b>	<b>00:15,001</b>	00:26,969	<b>00:14,793</b>		17:49:46



CRONOCIRCUIT: oscar.gutierrez@circuitvalencia.com