

# VI HIVERN-KARTING

COMUNITAT VALENCIANA

**CIRCUITO**  
Lucas Guerrero  
**CHIVA**  
**VALENCIA**

**25-26**  
**ENERO 2020**

**Pre Mini - lame Puma 64**

**Mini - lame Water Swift + lame Puma 85**

**Junior - lame X30 + Rotax**

**Senfbr - lame X30 + Rotax**

**DD2 - Rotax**

**KZ2 - Motores Homologados**






Información: 651 97 58 24

www.estudiosavino.com

## PRE-MINI

## FINAL Resultados

## Documento 12.3 OFICIAL

Pos.	Nº	Piloto	Nacionalidad	Total	Dif.	Interv.	M. Vuelta	Km/h	Equipamiento	Tiempo
1	7	LEONIE MARTINEZ		9			1:08.146	75.44	TONYKART-IAME / PUMA /	10:18.351
2	23	JAN SALAS		9	1.198	1.198	1:08.243	75.33	FA / - / IAME	10:19.549
3	8	GIOVANI TARAZONA		9	3.502	2.304	1:08.480	75.07	TONYKART-IAME / PUMA	10:21.853

### No Clasificados

	16	OMAR BRISACH			DSQ		1:10.919	72.49	TONYKART-IAME / PUMA	10:44.803
	914	MARIE BARRY-BERG			DSQ		1:08.056	75.54	KOSMIC / - / IAME	10:17.729

Nº16 OMAR BRISACH : Anomalia pesaje

Nº914 MARIE BARRY-BERG : Infracción Tecnica

Tiempo Inicio : 26/01 - 14:28:30

Lider : Nº914 MARIE BARRY-BERG (1-9)

M. Vuelta : Nº7 LEONIE MARTINEZ 1:08.146 75.44 Km/h  
Record anterior : Nº914 MARIE BARRY-BERG 1:08.268 75.30 Km/h

**PRE-MINI**

**FINAL**  
Vuelta a vuelta

Valor informativo. No Oficial

	1	2	3	4	5
Parilla	914	7	23	8	16
Salida	7	914	8	23	16
Vuelta 1 Intervalo	914	23 0.3	7 0.1	8 0.7	16 1.9
Vuelta 2	914	7 0.4	23 0.3	8 0.9	16 3.8
Vuelta 3	914	7 0.0	23 1.2	8 0.3	16 6.7
Vuelta 4	914	7 0.1	23 1.2	8 0.4	16 9.3
Vuelta 5	914	7 0.0	23 1.1	8 0.6	16 12.1
Vuelta 6	914	7 0.4	23 1.2	8 0.6	16 15.7
Vuelta 7	914	7 0.3	23 1.6	8 0.6	16 18.0
Vuelta 8	914	7 0.5	23 1.4	8 1.3	16 20.5
Vuelta 9	914	7 0.6	23 1.1	8 2.3	16 22.9

## PRE-MINI

## FINAL Análisis






Valor informativo. No Oficial

Vueltas	Tiempo por vuelta	Formato Día
<b>Nº7 LEONIE MARTINEZ</b>		
1	1:09.626	14:29:41.645
2	1:08.403	14:30:50.048
3	1:08.268	14:31:58.316
4	1:08.733	14:33:07.049
5	1:08.457	14:34:15.506
6	1:08.430	14:35:23.936
7	1:08.146	14:36:32.082
8	1:08.449	14:37:40.531
9	1:08.669	14:38:49.200
<b>Nº8 GIOVANI TARAZONA</b>		
1	1:10.227	14:29:42.349
2	1:09.088	14:30:51.437
3	1:08.555	14:31:59.992
4	1:08.773	14:33:08.765
5	1:08.570	14:34:17.335
6	1:08.480	14:35:25.815
7	1:08.583	14:36:34.398
8	1:08.921	14:37:43.319
9	1:09.383	14:38:52.702
<b>Nº16 OMAR BRISACH</b>		
1	1:11.984	14:29:44.280
2	1:11.034	14:30:55.314
3	1:11.461	14:32:06.775
4	1:11.331	14:33:18.106
5	1:11.422	14:34:29.528
6	1:11.991	14:35:41.519
7	1:10.919	14:36:52.438
8	1:11.429	14:38:03.867
9	1:11.785	14:39:15.652
<b>Nº23 JAN SALAS</b>		
1	1:09.375	14:29:41.536
2	1:08.906	14:30:50.442
3	1:09.165	14:31:59.607
4	1:08.718	14:33:08.325
5	1:08.327	14:34:16.652
6	1:08.532	14:35:25.184
7	1:08.529	14:36:33.713
8	1:08.243	14:37:41.956
9	1:08.442	14:38:50.398
<b>Nº914 MARIE BARRY-BERG</b>		
1	1:09.085	14:29:41.158
2	1:08.480	14:30:49.638
3	1:08.590	14:31:58.228
4	1:08.642	14:33:06.870
5	1:08.561	14:34:15.431
6	1:08.056	14:35:23.487
7	1:08.204	14:36:31.691
8	1:08.247	14:37:39.938
9	1:08.640	14:38:48.578


**PRE-MINI**

**FINAL**  
**Parrilla de Salida**

**Documento 11 OFICIAL**

<b>16</b>	<b>OMAR BRISACH</b> TONYKART-IAME / PUMA		<b>3</b>			
<b>23</b>	<b>JAN SALAS</b> FA / - / IAME		<b>2</b>	<b>8</b>	<b>GIOVANI TARAZONA</b> TONYKART-IAME / PUMA	
<b>914</b>	<b>MARIE BARRY-BERG</b> KOSMIC / - / IAME		<b>1</b>	<b>7</b>	<b>LEONIE MARTINEZ</b> TONYKART-IAME / PUMA / 64	






**POLE POSITION**



## PRE-MINI

## PRE FINAL Resultados

## Documento 10.1 OFICIAL

Pos.	Nº	Piloto	Nacionalidad	Total	Dif.	Interv.	M. Vuelta	Km/h	Equipamiento	Tiempo
1	914	MARIE BARRY-BERG		7			1:08.268	75.30	KOSMIC / - / IAME	8:03.260
2	7	LEONIE MARTINEZ		7	1.045	1.045	1:08.497	75.05	TONYKART-IAME / PUMA /	8:04.305
3	23	JAN SALAS		7	16.660	15.615	1:08.835	74.68	FA / - / IAME	8:19.920
4	8	GIOVANI TARAZONA		7	17.156	0.496	1:09.395	74.08	TONYKART-IAME / PUMA	8:20.416
5	16	OMAR BRISACH		7	28.197	11.041	1:11.291	72.11	TONYKART-IAME / PUMA	8:31.457

vueltas minimas 50% +

Lider : Nº7 LEONIE MARTINEZ (1-1) / Nº914 MARIE BARRY-BERG (2-7)

M. Vuelta : Nº914 MARIE BARRY-BERG 1:08.268 75.30 Km/h

Record anterior : Nº914 MARIE BARRY-BERG 1:08.792 74.73 Km/h

Tiempo Inicio : 26/01 - 11:31:39

## PRE-MINI

## PRE FINAL Vuelta a vuelta

Valor informativo. No Oficial

	1	2	3	4	5
Parilla	914	7	23	8	16
Salida	7	914	8	23	16
Vuelta 1 Intervalo	7	23 0.4	914 0.0	8 0.3	16 0.7
Vuelta 2	914	7 0.3	8 1.4	23 0.6	16 10.0
Vuelta 3	914	7 0.5	8 2.3	23 0.1	16 13.4
Vuelta 4	914	7 0.5	8 3.8	23 0.4	16 14.4
Vuelta 5	914	7 1.0	8 5.1	23 0.0	16 16.3
Vuelta 6	914	7 0.9	23 6.8	8 0.0	16 17.6
Vuelta 7	914	7 1.0	23 15.6	8 0.4	16 11.0

## PRE-MINI

## PRE FINAL Análisis

Valor informativo. No Oficial






Vueltas	Tiempo por vuelta	Formato Día
<b>Nº7 LEONIE MARTINEZ</b>		
1	1:10.456	11:32:50.949
2	1:09.284	11:34:00.233
3	1:08.497	11:35:08.730
4	1:08.539	11:36:17.269
5	1:08.865	11:37:26.134
6	1:08.735	11:38:34.869
7	1:08.763	11:39:43.632
<b>Nº8 GIOVANI TARAZONA</b>		
1	1:11.091	11:32:51.725
2	1:10.007	11:34:01.732
3	1:09.395	11:35:11.127
4	1:10.037	11:36:21.164
5	1:10.111	11:37:31.275
6	1:10.561	11:38:41.836
7	1:17.907	11:39:59.743
<b>Nº16 OMAR BRISACH</b>		
1	1:11.494	11:32:52.489
2	1:19.935	11:34:12.424
3	1:12.233	11:35:24.657
4	1:11.429	11:36:36.086
5	1:11.551	11:37:47.637
6	1:11.856	11:38:59.493
7	1:11.291	11:40:10.784
<b>Nº23 JAN SALAS</b>		
1	1:10.711	11:32:51.368
2	1:11.031	11:34:02.399
3	1:08.835	11:35:11.234
4	1:10.359	11:36:21.593
5	1:09.709	11:37:31.302
6	1:10.446	11:38:41.748
7	1:17.499	11:39:59.247
<b>Nº914 MARIE BARRY-BERG</b>		
1	1:10.786	11:32:51.373
2	1:08.512	11:33:59.885
3	1:08.268	11:35:08.153
4	1:08.584	11:36:16.737
5	1:08.361	11:37:25.098
6	1:08.818	11:38:33.916
7	1:08.671	11:39:42.587




**PRE-MINI**

**PRE FINAL**  
**Parrilla de Salida**

**Documento 8 OFICIAL**

<b>16</b>	<b>OMAR BRISACH</b> TONYKART-IAME / PUMA		<b>3</b>			
<b>23</b>	<b>JAN SALAS</b> FA / - / IAME		<b>2</b>	<b>8</b>	<b>GIOVANI TARAZONA</b> TONYKART-IAME / PUMA	
<b>914</b>	<b>MARIE BARRY-BERG</b> KOSMIC / - / IAME		<b>1</b>	<b>7</b>	<b>LEONIE MARTINEZ</b> TONYKART-IAME / PUMA / 64	

**POLE POSITION**








## PRE-MINI

## WARM UP Resultados

## Documento 9

Sujeto a escrutinio & investigaciones deportivas

Pos.	Nº	Piloto	Nacionalidad	Tiempo	Dif.	Interv.	Km/h	Total	Concursante	Equipamiento
1	23	JAN SALAS		<b>1:09.633</b>			73.83	7	ESCUDERIA LLEIDA	FA / - / IAME
2	914	MARIE BARRY-BERG		<b>1:09.690</b>	0.057	0.057	73.77	6	ESCUDERIA COSTA NORD	KOSMIC / - / IAME
3	7	LEONIE MARTINEZ		<b>1:09.691</b>	0.058	0.001	73.77	8	ECK MOTORSPORT	TONYKART-IAME / PUMA /
4	8	GIOVANI TARAZONA		<b>1:11.255</b>	1.622	1.564	72.15	2	ECK MOTORSPORT	TONYKART-IAME / PUMA
5	16	OMAR BRISACH		<b>1:11.370</b>	1.737	0.115	72.03	7	ESC. MALORCA COMP.	TONYKART-IAME / PUMA

Tiempo Inicio : 26/01 - 09:20:15

M. Vuelta : Nº23 JAN SALAS 1:09.633 73.83 Km/h  
Evento Grabado : Nº914 MARIE BARRY-BERG 1:08.792 74.73 Km/h

## PRE-MINI

### WARM UP Análisis






Valor informativo. No Oficial

Vueltas	Tiempo por vuelta	Formato Día
<b>Nº7 LEONIE MARTINEZ</b>		
1	1:11.159	9:23:00.735
2	1:11.054	9:24:11.789
3	1:09.738	9:25:21.527
4	1:09.735	9:26:31.262
5	1:09.756	9:27:41.018
6	1:09.691	9:28:50.709
7	1:10.097	9:30:00.806
8	1:10.071	9:31:10.877
<b>Nº8 GIOVANI TARAZONA</b>		
1	1:11.592	9:23:00.515
2	1:11.255	9:24:11.770
<b>Nº16 OMAR BRISACH</b>		
1	1:15.084	9:23:10.709
2	1:12.917	9:24:23.626
3	1:12.664	9:25:36.290
4	1:12.231	9:26:48.521
5	1:12.063	9:28:00.584
6	1:11.649	9:29:12.233
7	1:11.370	9:30:23.603
<b>Nº23 JAN SALAS</b>		
1	1:13.923	9:23:10.938
2	1:10.701	9:24:21.639
3	1:10.632	9:25:32.271
4	1:10.044	9:26:42.315
5	1:09.633	9:27:51.948
6	1:10.194	9:29:02.142
7	1:10.371	9:30:12.513
<b>Nº914 MARIE BARRY-BERG</b>		
1	1:10.442	9:22:58.887
2	1:10.305	9:24:09.192
3	1:09.874	9:25:19.066
4	1:09.994	9:26:29.060
5	3:18.165	9:29:47.225
6	1:09.690	9:30:56.915

## PRE-MINI

## MANGA CLASIFICATORIA (MC) Resultados

## Documento 7.2 OFICIAL

Pos.	Nº	Piloto	Nacionalidad	Total	Dif.	Interv.	M. Vuelta	Km/h	Equipamiento	Tiempo
1	914	MARIE BARRY-BERG		5			1:08.792	74.73	KOSMIC / - / IAME	5:47.056
2	7	LEONIE MARTINEZ		5	5.519	5.519	1:09.559	73.91	TONYKART-IAME / PUMA /	5:52.575
3	23	JAN SALAS		5	9.238	3.719	1:10.093	73.34	FA / - / IAME	5:56.294
4	8	GIOVANI TARAZONA		5	10.348	1.110	1:10.427	72.99	TONYKART-IAME / PUMA	5:57.404
5	16	OMAR BRISACH		5	33.495	23.147	1:11.273	72.13	TONYKART-IAME / PUMA	6:20.551

Tiempo Inicio : 25/01 - 16:55:46

Lider : Nº914 MARIE BARRY-BERG (1-5)

M. Vuelta : Nº914 MARIE BARRY-BERG 1:08.792 74.73 Km/h  
Record anterior : Nº914 MARIE BARRY-BERG 1:08.805 74.72 Km/h

## PRE-MINI

### MANGA CLASIFICATORIA (MC)

#### Vuelta a vuelta

Valor informativo. No Oficial

	1	2	3	4	5
Parilla	914	7	8	16	23
Salida	8	914	23	7	16
Vuelta 1 Intervalo	914	8 0.7	23 0.5	7 0.0	16 20.9
Vuelta 2	914	8 2.3	23 0.2	7 0.2	16 23.2
Vuelta 3	914	7 3.6	8 0.3	23 0.2	16 24.1
Vuelta 4	914	7 4.3	8 2.1	23 0.1	16 24.2
Vuelta 5	914	7 5.5	23 3.7	8 1.1	16 23.1

## PRE-MINI

### MANGA CLASIFICATORIA (MC)

#### Análisis






Valor informativo. No Oficial

Vueltas	Tiempo por vuelta	Formato Día
<b>Nº7 LEONIE MARTINEZ</b>		
1	1:11.301	16:56:59.548
2	1:10.260	16:58:09.808
3	1:09.863	16:59:19.671
4	1:09.559	17:00:29.230
5	1:10.011	17:01:39.241
<b>Nº8 GIOVANI TARAZONA</b>		
1	1:11.332	16:56:58.934
2	1:10.427	16:58:09.361
3	1:10.642	16:59:20.003
4	1:11.409	17:00:31.412
5	1:12.658	17:01:44.070
<b>Nº16 OMAR BRISACH</b>		
1	1:12.660	16:57:20.500
2	1:12.534	16:58:33.034
3	1:11.273	16:59:44.307
4	1:11.500	17:00:55.807
5	1:11.410	17:02:07.217
<b>Nº23 JAN SALAS</b>		
1	1:11.369	16:56:59.493
2	1:10.093	16:58:09.586
3	1:10.618	16:59:20.204
4	1:11.364	17:00:31.568
5	1:11.392	17:01:42.960
<b>Nº914 MARIE BARRY-BERG</b>		
1	1:10.044	16:56:58.158
2	1:08.851	16:58:07.009
3	1:09.037	16:59:16.046
4	1:08.792	17:00:24.838
5	1:08.884	17:01:33.722


**PRE-MINI**

**MANGA CLASIFICATORIA (MC)**  
**Parrilla de Salida**

**Documento 6 OFICIAL**

<b>23</b> <b>JAN SALAS</b> FA / - / IAME		<b>3</b>	<b>16</b> <b>OMAR BRISACH</b> TONYKART-IAME / PUMA	
<b>8</b> <b>GIOVANI TARAZONA</b> TONYKART-IAME / PUMA		<b>2</b>	<b>7</b> <b>LEONIE MARTINEZ</b> TONYKART-IAME / PUMA / 64	
<b>914</b> <b>MARIE BARRY-BERG</b> KOSMIC / - / IAME		<b>1</b>		





**POLE POSITION**



## PRE-MINI

## QUALI (Q1) Resultados

## Documento 5.1 OFICIAL

Pos.	Nº	Piloto	Nacionalidad	Tiempo	Dif.	Interv.	Km/h	Total	Concursante	Equipamiento
1	914	MARIE BARRY-BERG		1:08.805			74.72	2	ESCUDERIA COSTA NORD	KOSMIC / - / IAME
2	7	LEONIE MARTINEZ		1:10.503	1.698	1.698	72.92	2	ECK MOTORSPORT	TONYKART-IAME / PUMA /
3	8	GIOVANI TARAZONA		1:10.590	1.785	0.087	72.83	2	ECK MOTORSPORT	TONYKART-IAME / PUMA
4	16	OMAR BRISACH		1:15.559	6.754	4.969	68.04	2	ESC. MALORCA COMP.	TONYKART-IAME / PUMA

### No Clasificados

	23	JAN SALAS		Sin Tiempo			74.42		ESCUDERIA LLEIDA	FA / - / IAME
--	----	-----------	---	------------	--	--	-------	--	------------------	---------------

Nº23 JAN SALAS : Anomalia reglamento técnico



## PRE-MINI

### QUALI (Q1) Análisis

Valor informativo. No Oficial

Vueltas	Tiempo por vuelta	Formato Día
<b>Nº7 LEONIE MARTINEZ</b>		
1	<b>1:10.745</b>	14:48:35.004
2	<b>1:10.503</b>	14:49:45.507
<b>Nº8 GIOVANI TARAZONA</b>		
1	<b>1:10.949</b>	14:48:10.340
2	<b>1:10.590</b>	14:49:20.930
<b>Nº16 OMAR BRISACH</b>		
1	<b>1:17.516</b>	14:49:12.718
2	<b>1:15.559</b>	14:50:28.277
<b>Nº23 JAN SALAS</b>		
1	<b>1:09.760</b>	14:48:42.274
2	<b>1:09.075</b>	14:49:51.349
<b>Nº914 MARIE BARRY-BERG</b>		
1	<b>1:10.018</b>	14:48:18.623
2	<b>1:08.805</b>	14:49:27.428






## PRE-MINI

### LIBRES 3 (FREE 3)

### Resultados

### Documento 4

Sujeto a escrutinio & investigaciones deportivas

Pos.	Nº	Piloto	Nacionalidad	Tiempo	Dif.	Interv.	Km/h	Total	Concursante	Equipamiento
1	914	MARIE BARRY-BERG		1:08.103			75.49	8	ESCUDERIA COSTA NORD	KOSMIC / - / IAME
2	23	JAN SALAS		1:09.204	1.101	1.101	74.28	6	ESCUDERIA LLEIDA	FA / - / IAME
3	7	LEONIE MARTINEZ		1:09.328	1.225	0.124	74.15	8	ECK MOTORSPORT	TONYKART-IAME / PUMA /
4	8	GIOVANI TARAZONA		1:09.551	1.448	0.223	73.91	8	ECK MOTORSPORT	TONYKART-IAME / PUMA
5	16	OMAR BRISACH		1:11.579	3.476	2.028	71.82	7	ESC. MALORCA COMP.	TONYKART-IAME / PUMA

## PRE-MINI

### LIBRES 3 (FREE 3)

#### Análisis

Valor informativo. No Oficial

Vueltas	Tiempo por vuelta	Formato Día
<b>Nº7 LEONIE MARTINEZ</b>		
1	1:11.166	12:22:44.707
2	1:10.533	12:23:55.240
3	1:10.075	12:25:05.315
4	1:09.837	12:26:15.152
5	1:09.982	12:27:25.134
6	1:09.328	12:28:34.462
7	1:09.541	12:29:44.003
8	1:09.463	12:30:53.466
<b>Nº8 GIOVANI TARAZONA</b>		
1	1:10.524	12:22:39.969
2	1:10.078	12:23:50.047
3	1:10.041	12:25:00.088
4	1:10.092	12:26:10.180
5	1:09.990	12:27:20.170
6	1:09.823	12:28:29.993
7	1:09.551	12:29:39.544
8	1:09.563	12:30:49.107
<b>Nº16 OMAR BRISACH</b>		
1	1:12.440	12:22:56.313
2	1:12.404	12:24:08.717
3	1:11.589	12:25:20.306
4	1:12.057	12:26:32.363
5	1:11.726	12:27:44.089
6	1:11.579	12:28:55.668
7	1:11.786	12:30:07.454
<b>Nº23 JAN SALAS</b>		
1	1:10.796	12:24:53.891
2	1:09.539	12:26:03.430
3	1:09.497	12:27:12.927
4	1:09.350	12:28:22.277
5	1:09.204	12:29:31.481
6	1:09.217	12:30:40.698
<b>Nº914 MARIE BARRY-BERG</b>		
1	1:08.918	12:22:50.667
2	1:08.675	12:23:59.342
3	1:08.851	12:25:08.193
4	1:08.297	12:26:16.490
5	1:08.794	12:27:25.284
6	1:08.258	12:28:33.542
7	1:08.103	12:29:41.645
8	1:08.289	12:30:49.934






## PRE-MINI

### LIBRES 2 (FREE 2)

### Resultados

### Documento 3.1

Sujeto a escrutinio & investigaciones deportivas

Pos.	Nº	Piloto	Nacionalidad	Tiempo	Dif.	Interv.	Km/h	Total	Concursante	Equipamiento
1	914	MARIE BARRY-BERG		<b>1:08.323</b>			75.24	7	ESCUDERIA COSTA NORD	KOSMIC / - / IAME
2	23	JAN SALAS		<b>1:10.033</b>	1.710	1.710	73.41	8	ESCUDERIA LLEIDA	FA / - / IAME
3	7	LEONIE MARTINEZ		<b>1:10.092</b>	1.769	0.059	73.34	8	ECK MOTORSPORT	TONYKART-IAME / PUMA /
4	8	GIOVANI TARAZONA		<b>1:10.333</b>	2.010	0.241	73.09	8	ECK MOTORSPORT	TONYKART-IAME / PUMA
5	16	OMAR BRISACH		<b>1:11.967</b>	3.644	1.634	71.43	7	ESC. MALORCA COMP.	TONYKART-IAME / PUMA

## PRE-MINI

### LIBRES 2 (FREE 2)

#### Análisis

Valor informativo. No Oficial

Vueltas	Tiempo por vuelta	Formato Día
<b>Nº7 LEONIE MARTINEZ</b>		
1	1:12.150	10:52:53.972
2	1:11.496	10:54:05.468
3	1:10.966	10:55:16.434
4	1:10.485	10:56:26.919
5	1:10.549	10:57:37.468
6	1:10.210	10:58:47.678
7	1:10.092	10:59:57.770
8	1:10.182	11:01:07.952
<b>Nº8 GIOVANI TARAZONA</b>		
1	1:11.646	10:52:47.104
2	1:11.001	10:53:58.105
3	1:10.739	10:55:08.844
4	1:10.926	10:56:19.770
5	1:10.333	10:57:30.103
6	1:10.912	10:58:41.015
7	1:10.992	10:59:52.007
8	1:12.586	11:01:04.593
<b>Nº16 OMAR BRISACH</b>		
1	1:12.379	10:52:57.528
2	1:12.581	10:54:10.109
3	1:12.652	10:55:22.761
4	1:12.577	10:56:35.338
5	1:12.523	10:57:47.861
6	1:11.967	10:58:59.828
7	1:12.318	11:00:12.146
<b>Nº23 JAN SALAS</b>		
1	1:12.062	10:52:48.267
2	1:10.619	10:53:58.886
3	1:10.640	10:55:09.526
4	1:10.033	10:56:19.559
5	1:11.149	10:57:30.708
6	1:10.362	10:58:41.070
7	1:10.994	10:59:52.064
8	1:11.384	11:01:03.448
<b>Nº914 MARIE BARRY-BERG</b>		
1	1:08.323	10:52:48.983
2	1:09.296	10:53:58.279
3	1:11.028	10:55:09.307
4	1:09.091	10:56:18.398
5	1:08.719	10:57:27.117
6	1:08.853	10:58:35.970
7	1:08.793	10:59:44.763






## PRE-MINI

### LIBRES 1 (FREE 1)

### Resultados

### Documento 2

Sujeto a escrutinio & investigaciones deportivas

Pos.	Nº	Piloto	Nacionalidad	Tiempo	Dif.	Interv.	Km/h	Total	Concursante	Equipamiento
1	914	MARIE BARRY-BERG		1:09.400			74.07	7	ESCUDERIA COSTA NORD	KOSMIC / - / IAME
2	7	LEONIE MARTINEZ		1:11.629	2.229	2.229	71.77	7	ECK MOTORSPORT	TONYKART-IAME / PUMA /
3	8	GIOVANI TARAZONA		1:12.129	2.729	0.500	71.27	7	ECK MOTORSPORT	TONYKART-IAME / PUMA
4	23	JAN SALAS		1:12.241	2.841	0.112	71.16	7	ESCUDERIA LLEIDA	FA / - / IAME
5	16	OMAR BRISACH		1:14.919	5.519	2.678	68.62	7	ESC. MALORCA COMP.	TONYKART-IAME / PUMA

## PRE-MINI

### LIBRES 1 (FREE 1)

#### Análisis

Valor informativo. No Oficial

Vueltas	Tiempo por vuelta	Formato Día
<b>Nº7 LEONIE MARTINEZ</b>		
1	1:15.021	9:23:02.875
2	1:12.837	9:24:15.712
3	1:11.629	9:25:27.341
4	1:12.285	9:26:39.626
5	1:12.786	9:27:52.412
6	1:12.610	9:29:05.022
7	1:12.265	9:30:17.287
<b>Nº8 GIOVANI TARAZONA</b>		
1	1:16.064	9:23:01.100
2	1:12.876	9:24:13.976
3	1:12.864	9:25:26.840
4	1:12.583	9:26:39.423
5	1:12.782	9:27:52.205
6	1:12.542	9:29:04.747
7	1:12.129	9:30:16.876
<b>Nº16 OMAR BRISACH</b>		
1	1:17.435	9:23:07.652
2	1:15.635	9:24:23.287
3	1:15.746	9:25:39.033
4	1:15.423	9:26:54.456
5	1:14.919	9:28:09.375
6	1:15.991	9:29:25.366
7	1:15.664	9:30:41.030
<b>Nº23 JAN SALAS</b>		
1	1:13.638	9:23:01.563
2	1:12.686	9:24:14.249
3	1:12.773	9:25:27.022
4	1:12.525	9:26:39.547
5	1:12.756	9:27:52.303
6	1:12.627	9:29:04.930
7	1:12.241	9:30:17.171
<b>Nº914 MARIE BARRY-BERG</b>		
1	1:12.968	9:23:00.183
2	1:10.273	9:24:10.456
3	1:09.789	9:25:20.245
4	1:09.579	9:26:29.824
5	1:09.743	9:27:39.567
6	1:09.561	9:28:49.128
7	1:09.400	9:29:58.528

**PRE-MINI** Lista de Inscritos (5 Pilotos)

Documento 1

Nº	Piloto	Nacionalidad	Concursante	Equipamiento	SubCat
7	LEONIE MARTINEZ	 SUI	ECK MOTORSPORT	TONYKART-IAME / PUMA / 64	
8	GIOVANI TARAZONA	 ESP	ECK MOTORSPORT	TONYKART-IAME / PUMA	
16	OMAR BRISACH	 ESP	ESC. MALORCA COMP.	TONYKART-IAME / PUMA	
23	JAN SALAS	 ESP	ESCUDERIA LLEIDA	FA / - / IAME	
914	MARIE BARRY-BERG	 NOR	ESCUDERIA COSTA NORD	KOSMIC / - / IAME	