

DD2

FINAL
Resultados

Documento 16.1 OFICIAL

Pos.	Nº	Nacionalidad	Equipo	Piloto	Total	Dif.	Interv.	M. Vuelta	Km/h	Mejor S1	Mejor S2	Mejor S3	Realización
1	426	ESP	TDKART RACING	MATIAS JUAN	14			55.747	92.22	14.517	24.322	16.792	
2	8	ESP	TDKART RACING	TONI BLASCO	14	2.038	2.038	55.815	92.10	14.565	24.392	16.822	
3	18	ESP	MARC QUILES	MARC QUILES	14	3.055	1.017	55.741	92.23	14.509	24.370	16.724	
4	19	ESP	TDKART RACING	JAVIER CAMPO	14	3.648	0.593	55.777	92.17	14.543	24.395	16.819	
5	4	ESP	DMK RACING TEAM	DAVID GHERMAN	14	4.442	0.794	56.101	91.63	14.571	24.548	16.890	
6	73	ESP	JL LOPEZ MOTORSPORT	PAU BLANCO	14	11.105	6.663	56.285	91.34	14.581	24.561	16.949	
7	114	ESP	SKB COMPETICION	OSCAR SOTO	14	12.417	1.312	56.373	91.19	14.650	24.409	17.027	
8	98	ESP	ECK MOTORSPORT	JOSE ALACID	14	13.169	0.752	56.073	91.68	14.591	24.528	16.899	
9	25	ESP	DMK RACING TEAM	ANDERSON MARIN	14	17.236	4.067	56.227	91.43	14.624	24.404	17.053	+5.000
10	11	ESP	ESC. MALLORCA COMP.	FRANCESCO ROSSINI	14	20.210	2.974	56.797	90.51	14.876	24.534	17.130	

Nº25 ANDERSON MARIN : PONTON Art. 17.33 RDK

No Clasificados

	23	ESP	JAMKART TENERIFE	FABIAN NIELS GORRIN	5	Retirado		57.504	89.40	14.952	25.066	17.394	
	14	ESP	TDKART RACING	ALEJANDRO BARAMBIO		Sin Vuelta							

Lider : N°8 TONI BLASCO (1-2) / N°426 MATIAS JUAN (3-14)

M. Vuelta : N°18 MARC QUILES 55.741 92.23 Km/h

Evento Grabado : N°426 MATIAS JUAN 55.536 92.57 Km/h

Tiempo Inicio : 21/01 - 14:27:31

Meteo : Soleado Aire : 14°C Pista : Seco

HIVERN KARTING 2024 (SPAIN) 19-21/01/2024

Página 1 / 1

Apex Timing GoRacing

DD2

FINAL

Vuelta a vuelta

Valor informativo. No Oficial

	1	2	3	4	5	6	7	8	9	10	11	12
Parilla	8	4	426	19	18	25	14	98	73	11	114	23
Salida	8	426	4	19	18	25	14	98	73	114	11	23
Vuelta 1 <small>Intervalo</small>	8	426 0.0	19 0.8	4 0.0	18 0.2	25 0.3	114 0.6	73 0.1	23 1.2	11 0.7	98 3.2	
Vuelta 2	8	426 0.2	19 0.6	4 0.4	18 0.1	25 0.9	114 0.4	73 0.3	23 1.7	11 0.6	98 2.4	
Vuelta 3	426	8 0.1	19 0.3	4 0.5	18 0.1	25 1.6	114 0.4	73 0.0	23 2.7	11 0.3	98 1.5	
Vuelta 4	426	8 0.2	19 0.4	18 0.3	4 0.6	25 1.8	73 0.1	114 0.7	23 3.5	11 0.1	98 0.1	
Vuelta 5	426	8 0.1	19 0.3	18 0.0	4 0.9	25 2.9	73 0.2	114 0.5	98 3.9	11 0.8	23 1.1	
Vuelta 6	426	8 0.3	19 0.3	18 0.1	4 1.0	25 3.5	73 0.2	114 0.5	98 3.4	11 1.4		
Vuelta 7	426	8 0.4	19 0.3	18 0.1	4 1.4	25 3.8	73 0.1	114 0.9	98 2.7	11 2.5		
Vuelta 8	426	8 0.9	18 0.2	19 0.2	4 1.2	25 4.2	73 0.1	114 1.0	98 2.3	11 3.4		
Vuelta 9	426	8 1.0	18 0.2	19 0.4	4 1.1	73 5.0	25 0.5	114 0.5	98 1.7	11 4.0		
Vuelta 10	426	8 1.2	18 1.2	19 0.3	4 0.5	73 5.3	25 0.2	114 1.0	98 1.1	11 5.0		
Vuelta 11	426	8 1.4	18 1.1	19 0.5	4 0.5	73 5.9	25 0.2	114 0.7	98 1.1	11 5.3		
Vuelta 12	426	8 1.6	18 1.0	19 0.4	4 0.6	73 6.2	25 0.5	114 0.4	98 1.0	11 6.2		
Vuelta 13	426	8 2.0	18 1.0	19 0.4	4 0.7	73 6.4	25 0.7	114 0.2	98 0.9	11 6.7		
Vuelta 14	426	8 2.0	18 1.0	19 0.5	4 0.7	73 6.6	25 1.1	114 0.1	98 0.7	11 7.0		

DD2

FINAL
Análisis

Valor informativo. No Oficial

Vueltas	Sector 1	Sector 2	Sector 3	ipo por vuelta	Vueltas	Sector 1	Sector 2	Sector 3	ipo por vuelta	Vueltas	Sector 1	Sector 2	Sector 3	ipo por vuelta
N°4 DAVID GHERMAN					6	14.791	24.532	16.780	56.103	6	14.845	24.792	17.117	56.754
1	16.010	25.642	17.155	58.807	7	14.555	24.439	16.747	55.741	7	14.733	24.681	17.037	56.451
2	14.898	24.679	16.961	56.538	8	14.537	24.701	16.855	56.093	8	14.804	24.561	17.215	56.580
3	14.636	24.552	16.947	56.135	9	14.717	24.507	16.753	55.977	9	15.121	24.660	16.996	56.777
4	14.901	24.629	17.007	56.537	10	14.764	25.380	16.906	57.050	10	14.679	24.726	17.123	56.528
5	14.586	24.625	16.894	56.105	11	14.604	24.512	16.799	55.915	11	14.763	24.901	17.048	56.712
6	14.648	24.627	16.914	56.189	12	14.610	24.683	16.773	56.066	12	14.581	24.657	17.138	56.376
7	14.598	24.564	16.967	56.129	13	14.619	24.688	16.842	56.149	13	14.686	24.630	17.146	56.462
8	14.657	24.551	16.947	56.155	14	14.652	24.562	16.862	56.076	14	14.662	24.728	17.090	56.480
9	14.621	24.548	16.966	56.135	N°19 JAVIER CAMPO					N°98 JOSE ALACID				
10	14.673	24.659	16.923	56.255	1	16.075	25.381	17.185	58.641	1	18.213	29.499	17.030	1:04.742
11	14.621	24.590	16.890	56.101	2	14.608	24.569	16.949	56.126	2	14.825	24.754	17.014	56.593
12	14.571	24.646	16.930	56.147	3	14.597	24.578	16.859	56.034	3	14.653	24.837	16.972	56.462
13	14.680	24.621	16.927	56.228	4	14.580	24.561	16.924	56.065	4	14.591	24.717	16.929	56.237
14	14.599	24.688	16.975	56.262	5	14.600	24.460	17.071	56.131	5	15.059	25.004	16.951	57.014
N°8 TONI BLASCO					6	14.705	24.395	16.878	55.978	6	14.729	24.563	16.929	56.221
1	16.086	24.815	17.125	58.026	7	14.560	24.398	16.819	55.777	7	14.661	24.559	17.013	56.233
2	14.626	24.685	16.924	56.235	8	14.543	25.018	16.955	56.516	8	14.693	24.583	16.990	56.266
3	14.649	25.005	16.822	56.476	9	14.670	24.529	17.007	56.206	9	14.672	24.610	16.939	56.221
4	14.681	24.466	16.829	55.976	10	14.625	25.012	17.245	56.882	10	14.646	24.528	16.899	56.073
5	14.649	24.735	16.891	56.275	11	14.626	24.654	16.852	56.132	11	14.687	24.788	16.989	56.464
6	14.640	24.403	16.901	55.944	12	14.598	24.466	16.942	56.006	12	14.732	24.686	16.917	56.335
7	14.565	24.392	16.858	55.815	13	14.622	24.576	16.963	56.161	13	14.629	24.789	16.935	56.353
8	14.632	24.769	16.947	56.348	14	14.660	24.604	16.913	56.177	14	14.685	24.723	17.160	56.568
9	14.611	24.400	16.907	55.918	N°23 FABIAN NIELS GORRIN					N°114 OSCAR SOTO				
10	14.651	24.475	16.942	56.068	1	16.859	25.587	17.458	59.904	1	16.583	25.279	17.366	59.228
11	14.605	24.507	16.929	56.041	2	14.961	25.066	17.477	57.504	2	14.803	24.794	17.214	56.811
12	14.679	24.530	16.921	56.130	3	14.969	25.297	17.394	57.660	3	14.824	24.811	17.251	56.886
13	14.673	24.594	16.939	56.206	4	14.952	25.429	17.425	57.806	4	15.011	24.918	17.189	57.118
14	14.614	24.450	17.021	56.085	5	14.990	26.587	17.729	59.306	5	14.743	24.813	17.354	56.910
N°11 FRANCESCO ROSSINI					N°25 ANDERSON MARIN					N°426 MATIAS JUAN				
1	17.509	26.029	17.592	1:01.130	1	16.244	25.568	17.346	59.158	1	16.138	24.810	17.045	57.993
2	15.043	25.071	17.226	57.340	2	14.989	24.841	17.223	57.053	2	14.746	24.634	16.976	56.356
3	14.876	25.159	17.296	57.331	3	14.862	24.840	17.131	56.833	3	14.571	24.642	16.854	56.067
4	15.018	25.248	17.420	57.686	4	14.869	24.526	17.226	56.621	4	14.640	24.451	16.876	55.967
5	15.366	25.337	17.296	57.999	5	14.655	25.044	17.435	57.134	5	14.608	24.796	16.882	56.286
6	15.008	24.540	17.260	56.808	6	14.896	24.679	17.198	56.773	6	14.517	24.436	16.837	55.790
7	15.113	24.876	17.370	57.359	7	14.717	24.498	17.264	56.479	7	14.534	24.382	16.831	55.747
8	14.979	24.751	17.412	57.142	8	14.747	24.458	17.381	56.586	8	14.564	24.322	16.919	55.805
9	14.878	24.795	17.158	56.831	9	15.551	24.647	17.256	57.454	9	14.590	24.451	16.792	55.833
10	15.021	24.806	17.214	57.041	10	14.624	24.550	17.053	56.227	10	14.566	24.406	16.885	55.857
11	14.891	24.534	17.372	56.797	11	14.784	24.836	17.149	56.769	11	14.540	24.430	16.899	55.869
12	15.088	24.872	17.309	57.269	12	14.695	24.725	17.259	56.679					
13	14.932	24.756	17.130	56.818	13	14.713	24.404	17.562	56.679					
14	14.941	24.779	17.153	56.873	14	14.698	24.666	17.466	56.830					
N°18 MARC QUILES					N°73 PAU BLANCO									
1	16.184	25.515	17.260	58.959	1	16.964	25.273	17.214	59.451					
2	14.799	24.769	16.858	56.426	2	14.901	24.896	17.198	56.995					
3	14.723	24.659	16.724	56.106	3	14.796	24.790	17.054	56.640					
4	14.509	24.465	16.767	55.741	4	14.750	24.586	16.949	56.285					
5	14.554	24.370	16.902	55.826	5	14.721	24.861	17.579	57.161					

DD2

FINAL
Análisis

Valor informativo. No Oficial

Vueltas	Sector 1	Sector 2	Sector 3 ipo por vuelta	
12	14.596	24.408	16.864	55.868
13	14.552	24.399	16.900	55.851
14	14.549	24.571	16.967	56.087

DD2

FINAL
Parrilla de Salida

Documento 14 OFICIAL

114	OSCAR SOTO	6	23	FABIAN NIELS GORRIN
73	PAU BLANCO	5	11	FRANCESCO ROSSINI
14	ALEJANDRO BARAMBIO	4	98	JOSE ALACID
18	MARC QUILES	3	25	ANDERSON MARIN
426	MATIAS JUAN	2	19	JAVIER CAMPO
8	TONI BLASCO	1	4	DAVID GHERMAN

POLE POSITION



Salida : 21/01 - 14:25 14 Total = 19.992 km

HIVERN KARTING 2024 (SPAIN) 19-21/01/2024

Página 1 / 1













Apex Timing GoRacing

DD2

QUALY+HEAT+PRE FINAL (PAR FINAL)

Documento 15 OFICIAL

Resultados

Pos.	Nº	Nacionalidad	Piloto	Equipo	Vehiculo	QUALY	HEAT-1	Puntos
1	8		TONI BLASCO	TDKART RACING	TONYKART	2	0	5
2	4		DAVID GHERMAN	DMK RACING TEAM	SODIKART	0	2	6
3	426		MATIAS JUAN	TDKART RACING	EXPRIT - TM R1	5	3	8
4	19		JAVIER CAMPO	TDKART RACING	TONYKART	3	5	10
5	18		MARC QUILES	MARC QUILES	BIREL-ART	4	4	13
6	25		ANDERSON MARIN	DMK RACING TEAM	SODIKART	6	7	19
7	14		ALEJANDRO BARAMBIO	TDKART RACING	TONYKART	8	8	23
8	98		JOSE ALACID	ECK MOTORSPORT	TONYKART	7	6	25
9	73		PAU BLANCO	JL LOPEZ MOTORSPORT	BIREL-ART	9	9	26
10	11		FRANCESCO ROSSINI	ESC. MALLORCA COMP.	KART REPUBLIC	10	10	30
11	114		OSCAR SOTO	SKB COMPETICION	CKR	11	11	31
12	23		FABIAN NIELS GORRIN	JAMKART TENERIFE	MARANELLO	12	12	35

DD2

PREFINAL (P-FIN)
Resultados

Documento 13 OFICIAL

Pos.	Nº	Nacionalidad	Equipo	Piloto	Total	Dif.	Interv.	M. Vuelta	Km/h	Mejor S1	Mejor S2	Mejor S3
1	426	ESP	TDKART RACING	MATIAS JUAN	9			55.536	92.57	14.472	24.307	16.670
2	19	ESP	TDKART RACING	JAVIER CAMPO	9	1.220	1.220	55.837	92.07	14.560	24.445	16.777
3	8	ESP	TDKART RACING	TONI BLASCO	9	1.542	0.322	55.815	92.10	14.540	24.412	16.705
4	4	ESP	DMK RACING TEAM	DAVID GHERMAN	9	2.861	1.319	55.867	92.02	14.509	24.538	16.787
5	18	ESP	MARC QUILES	MARC QUILES	9	2.916	0.055	55.743	92.22	14.548	24.435	16.760
6	25	ESP	DMK RACING TEAM	ANDERSON MARIN	9	6.800	3.884	56.473	91.03	14.666	24.491	17.011
7	14	ESP	TDKART RACING	ALEJANDRO BARAMBIO	9	10.374	3.574	56.398	91.15	14.774	24.559	16.964
8	73	ESP	JL LOPEZ MOTORSPORT	PAU BLANCO	9	13.514	3.140	56.748	90.59	14.700	24.806	17.043
9	114	ESP	SKB COMPETICION	OSCAR SOTO	9	13.678	0.164	56.491	91.00	14.658	24.714	17.119
10	11	ESP	ESC. MALLORCA COMP.	FRANCESCO ROSSINI	9	13.814	0.136	56.358	91.22	14.828	24.554	16.941
11	23	ESP	JAMKART TENERIFE	FABIAN NIELS GORRIN	9	24.446	10.632	57.422	89.53	14.938	24.963	17.152
12	98	ESP	ECK MOTORSPORT	JOSE ALACID	7	2 Total	2 Total	56.671	90.71	14.746	24.766	17.082

Lider : N°8 TONI BLASCO (1-1) / N°19 JAVIER CAMPO (2-2) / N°426 MATIAS JUAN (3-9)

Tiempo Inicio : 21/01 - 11:37:46

M. Vuelta : N°426 MATIAS JUAN 55.536 92.57 Km/h

Meteo : Soleado Aire : 8°C Pista : Seco

Record anterior : N°4 DAVID GHERMAN 55.639 92.40 Km/h

HIVERN KARTING 2024 (SPAIN) 19-21/01/2024

Página 1 / 1

Apex Timing GoRacing

DD2

PREFINAL (P-FIN)

Vuelta a vuelta

Valor informativo. No Oficial

	1	2	3	4	5	6	7	8	9	10	11	12
Parilla	8	4	426	18	19	98	25	14	73	11	114	23
Salida	8	4	426	19	18	25	98	14	73	11	23	114
Vuelta 1 Intervalo	8	19 0.1	426 0.0	4 0.4	18 0.0	25 0.7	98 0.7	14 0.9	23 1.1	73 0.5	114 0.0	11 0.1
Vuelta 2	19	426 0.0	8 0.2	4 0.2	18 0.3	25 0.8	98 1.0	14 0.8	23 1.8	114 0.2	73 0.1	11 0.8
Vuelta 3	426	19 0.4	8 0.5	4 0.1	18 0.3	25 0.7	98 1.3	14 0.4	23 2.8	73 0.0	114 0.5	11 0.3
Vuelta 4	426	19 0.4	8 0.5	4 0.2	18 0.6	25 0.9	98 1.5	14 0.2	73 3.2	23 1.0	114 0.0	11 0.2
Vuelta 5	426	19 0.4	8 0.3	4 0.3	18 0.4	25 1.6	14 2.0	98 0.1	73 3.2	114 0.9	11 0.5	23 0.4
Vuelta 6	426	19 0.7	8 0.3	4 0.3	18 0.6	25 2.0	14 2.9	98 0.2	73 2.8	114 0.3	11 0.6	23 3.6
Vuelta 7	426	19 0.8	8 0.1	4 0.6	18 0.4	25 2.6	14 3.1	98 0.5	73 2.7	114 0.4	11 0.5	23 5.5
Vuelta 8	426	19 1.1	8 0.1	4 0.7	18 0.1	25 3.6	14 2.9	73 3.5	114 0.1	11 0.8	23 7.6	
Vuelta 9	426	19 1.2	8 0.3	4 1.3	18 0.0	25 3.8	14 3.5	73 3.1	114 0.1	11 0.1	23 10.6	

DD2

PREFINAL (P-FIN)

Análisis

Valor informativo. No Oficial

Vueltas	Sector 1	Sector 2	Sector 3	ipo por vuelta	Vueltas	Sector 1	Sector 2	Sector 3	ipo por vuelta	Vueltas	Sector 1	Sector 2	Sector 3	ipo por vuelta
N°4 DAVID GHERMAN					N°19 JAVIER CAMPO					N°426 MATIAS JUAN				
1	16.043	24.775	16.982	57.800	1	15.685	24.624	16.839	57.148	3	15.473	25.023	17.371	57.867
2	14.639	24.629	16.873	56.141	2	14.560	24.609	16.890	56.059	4	14.864	25.024	17.480	57.368
3	14.961	24.847	16.830	56.638	3	14.993	24.679	16.814	56.486	5	14.762	24.845	17.174	56.781
4	14.619	24.578	16.821	56.018	4	14.610	24.445	16.919	55.974	6	14.658	24.714	17.119	56.491
5	14.626	24.538	16.841	56.005	5	14.679	24.594	16.830	56.103	7	14.743	24.786	17.297	56.826
6	14.510	24.570	16.787	55.867	6	14.567	24.493	16.777	55.837	8	14.727	24.748	17.146	56.621
7	14.610	24.636	16.873	56.119	7	14.625	24.571	16.783	55.979	9	14.796	24.854	17.379	57.029
8	14.509	24.545	16.933	55.987	8	14.596	24.518	16.800	55.914	N°23 FABIAN NIELS GORRIN				
9	14.679	24.707	17.315	56.701	9	14.562	24.536	16.897	55.995	1	15.600	25.078	16.670	57.348
N°8 TONI BLASCO					N°25 ANDERSON MARIN					N°73 PAU BLANCO				
1	15.522	24.806	16.949	57.277	1	16.474	25.680	18.042	1:00.196	1	16.509	25.896	18.816	1:01.221
2	14.952	24.761	16.773	56.486	2	14.938	25.200	17.284	57.422	2	15.219	25.017	17.043	57.279
3	15.275	24.603	16.880	56.758	3	15.076	24.963	17.437	57.476	3	14.947	24.965	17.238	57.150
4	14.625	24.493	16.864	55.982	4	15.046	25.349	17.510	57.905	4	14.743	24.738	17.116	56.520
5	14.584	24.492	16.814	55.890	5	15.340	25.335	17.152	57.827	5	14.873	25.022	17.084	56.979
6	14.547	24.412	16.856	55.815	6	15.023	26.508	18.277	59.808	6	14.770	24.833	17.505	57.108
7	14.540	24.579	16.705	55.824	7	15.555	26.686	17.455	58.696	7	14.852	24.806	17.097	56.755
8	14.583	24.575	16.717	55.875	8	15.668	25.830	17.402	58.900	8	14.748	24.956	17.120	56.824
9	14.615	24.659	16.885	56.159	9	15.709	26.033	17.615	59.357	9	14.716	24.549	17.580	56.845
N°11 FRANCESCO ROSSINI					N°98 JOSE ALACID					N°114 OSCAR SOTO				
1	17.143	25.885	18.313	1:01.341	1	16.172	25.037	17.168	58.377	1	15.997	25.526	18.421	59.944
2	15.215	25.397	17.283	57.895	2	14.858	24.568	17.076	56.502	2	14.948	24.963	17.122	57.033
3	14.849	24.885	17.499	57.233	3	14.784	24.725	17.011	56.520					
4	14.906	24.837	17.476	57.219	4	14.666	24.738	17.116	56.520					
5	15.116	24.840	17.136	57.092	5	14.796	24.584	17.131	56.511					
6	14.886	24.678	17.046	56.610	6	14.722	24.717	17.034	56.473					
7	14.834	24.725	17.176	56.735	7	14.819	24.491	17.212	56.522					
8	14.856	24.554	17.430	56.840	8	14.698	24.578	17.393	56.669					
9	14.828	24.589	16.941	56.358	9	14.716	24.549	17.580	56.845					
N°14 ALEJANDRO BARAMBIO					N°98 JOSE ALACID					N°114 OSCAR SOTO				
1	16.770	25.813	17.283	59.866	1	16.537	25.367	17.154	59.058	1	15.997	25.526	18.421	59.944
2	14.969	24.744	17.080	56.793	2	14.746	24.970	17.125	56.841	2	14.948	24.963	17.122	57.033
3	14.789	24.559	17.050	56.398	3	14.789	24.820	17.214	56.823					
4	14.774	24.658	17.077	56.509	4	14.787	24.766	17.118	56.671					
5	14.808	24.969	16.991	56.768	5	14.804	25.346	17.099	57.249					
6	15.362	25.079	16.976	57.417	6	14.884	25.469	17.127	57.480					
7	14.819	24.793	17.027	56.639	7	14.938	24.862	17.082	56.882					
8	14.809	24.723	16.964	56.496										
9	14.866	24.891	17.725	57.482										
N°18 MARC QUILES					N°98 JOSE ALACID					N°114 OSCAR SOTO				
1	15.969	24.880	16.859	57.708	1	16.537	25.367	17.154	59.058	1	15.997	25.526	18.421	59.944
2	14.855	24.668	16.925	56.448	2	14.746	24.970	17.125	56.841	2	14.948	24.963	17.122	57.033
3	14.715	24.926	16.945	56.586	3	14.789	24.820	17.214	56.823					
4	14.604	24.483	17.205	56.292	4	14.787	24.766	17.118	56.671					
5	14.573	24.470	16.779	55.822	5	14.804	25.346	17.099	57.249					
6	14.599	24.735	16.793	56.127	6	14.884	25.469	17.127	57.480					
7	14.562	24.524	16.767	55.853	7	14.938	24.862	17.082	56.882					
8	14.548	24.435	16.760	55.743										
9	14.692	24.634	17.251	56.577										

DD2

PREFINAL (P-FIN)
Parrilla de Salida

Documento 11 OFICIAL

114 OSCAR SOTO	6	23 FABIAN NIELS GORRIN
73 PAU BLANCO	5	11 FRANCESCO ROSSINI
25 ANDERSON MARIN	4	14 ALEJANDRO BARAMBIO
19 JAVIER CAMPO	3	98 JOSE ALACID
426 MATIAS JUAN	2	18 MARC QUILES
8 TONI BLASCO	1	4 DAVID GHERMAN

POLE POSITION



Salida : 21/01 - 11:35 9 Total = 12.852 km

HIVERN KARTING 2024 (SPAIN) 19-21/01/2024

Página 1 / 1

Apex Timing GoRacing

DD2

WARM-UP (W-UP)
Resultados

Documento 12

Sujeto a escrutinio & investigaciones deportivas

Pos.	Nº	Nacionalidad	Piloto	Tiempo	Dif.	Interv.	Km/h	Mejor S1	Mejor S2	Mejor S3	Total	Vehiculo
1	4	ESP	DAVID GHERMAN	55.700			92.29	14.489	24.429	16.738	10	SODIKART
2	98	ESP	JOSE ALACID	55.855	0.155	0.155	92.04	14.616	24.361	16.823	10	TONYKART
3	18	ESP	MARC QUILES	55.866	0.166	0.011	92.02	14.584	24.611	16.671	9	BIREL-ART
4	19	ESP	JAVIER CAMPO	56.156	0.456	0.290	91.54	14.651	24.562	16.854	7	TONYKART
5	14	ESP	ALEJANDRO BARAMBIO	56.211	0.511	0.055	91.46	14.789	24.619	16.675	9	TONYKART
6	8	ESP	TONI BLASCO	56.265	0.565	0.054	91.37	14.650	24.585	16.856	10	TONYKART
7	426	ESP	MATIAS JUAN	56.294	0.594	0.029	91.32	14.707	24.591	16.839	8	EXPRIT - TM R1
8	11	ESP	FRANCESCO ROSSINI	56.885	1.185	0.591	90.37	14.880	24.652	17.212	10	KART REPUBLIC
9	23	ESP	FABIAN NIELS GORRIN	57.149	1.449	0.264	89.95	14.818	25.045	17.111	7	MARANELLO
10	114	ESP	OSCAR SOTO	57.625	1.925	0.476	89.21	14.841	25.411	17.293	8	CKR
11	25	ESP	ANDERSON MARIN	57.790	2.090	0.165	88.96	15.122	25.246	17.422	7	SODIKART
12	73	ESP	PAU BLANCO	58.437	2.737	0.647	87.97	15.260	26.022	17.155	4	BIREL-ART

Tiempo Inicio : 21/01 - 09:30:00

Meteo : Soleado Aire : 5°C Pista : Secando

M. Vuelta : Nª4 DAVID GHERMAN

55.700 92.29 Km/h

Evento Grabado : Nª4 DAVID GHERMAN

55.639 92.40 Km/h

HIVERN KARTING 2024 (SPAIN) 19-21/01/2024

Página 1 / 1

Apex Timing GoRacing

DD2

WARM-UP (W-UP)

Best Sectors Analysis

Valor informativo. No Oficial

S1			S2			S3			Ideal Lap Times						
Pos.	Nº	Tiempo	Pos.	Nº	Tiempo	Pos.	Nº	Tiempo	Pos.	Nº	Piloto	acionalida	Ideal Lap	Best Lap	Diff.
1	4	14.489	1	98	24.361	1	18	16.671	1	4	DAVID GHERMAN	ESP 	55.656	55.700	0.044
2	18	14.584	2	4	24.429	2	14	16.675	2	98	JOSE ALACID	ESP 	55.800	55.855	0.055
3	98	14.616	3	19	24.562	3	4	16.738	3	18	MARC QUILES	ESP 	55.866	55.866	
4	8	14.650	4	8	24.585	4	98	16.823	4	19	JAVIER CAMPO	ESP 	56.067	56.156	0.089
5	19	14.651	5	426	24.591	5	426	16.839	5	14	ALEJANDRO BARAMBIO	ESP 	56.083	56.211	0.128
6	426	14.707	6	18	24.611	6	19	16.854	6	8	TONI BLASCO	ESP 	56.091	56.265	0.174
7	14	14.789	7	14	24.619	7	8	16.856	7	426	MATIAS JUAN	ESP 	56.137	56.294	0.157
8	23	14.818	8	11	24.652	8	23	17.111	8	11	FRANCESCO ROSSINI	ESP 	56.744	56.885	0.141
9	114	14.841	9	23	25.045	9	73	17.155	9	23	FABIAN NIELS GORRIN	ESP 	56.974	57.149	0.175
10	11	14.880	10	25	25.246	10	11	17.212	10	114	OSCAR SOTO	ESP 	57.545	57.625	0.080
11	25	15.122	11	114	25.411	11	114	17.293	11	25	ANDERSON MARIN	ESP 	57.790	57.790	
12	73	15.260	12	73	26.022	12	25	17.422	12	73	PAU BLANCO	ESP 	58.437	58.437	

DD2

WARM-UP (W-UP)

Análisis

Valor informativo. No Oficial

Vueltas	Sector 1	Sector 2	Sector 3	ipo por vuelta	Vueltas	Sector 1	Sector 2	Sector 3	ipo por vuelta	Vueltas	Sector 1	Sector 2	Sector 3	ipo por vuelta
N°4 DAVID GHERMAN					N°19 JAVIER CAMPO					N°426 MATIAS JUAN				
1		25.862	18.254	1:13.145	8	3:04.751	24.824	16.842	1:08.314	1		27.873	18.270	1:19.060
2	14.705	24.576	16.803	56.084	9	14.763	24.700	16.730	56.193	2	15.543	25.309	17.324	58.176
3	14.601	24.554	16.748	55.903	N°23 FABIAN NIELS GORRIN					3	14.909	24.777	16.986	56.672
4	14.664	24.429	16.774	55.867	1		26.369	17.276	1:09.570	4	14.737	24.718	16.839	56.294
5	14.489	24.482	16.802	55.773	2	14.913	24.848	16.891	56.652	5	14.707	24.704	17.002	56.413
6	14.519	24.443	16.738	55.700	3	14.719	24.769	16.915	56.403	OUT				2:23.382
OUT				1:25.353	4	14.671	24.661	16.854	56.186	7	2:49.734	24.839	17.018	1:08.209
8	1:49.811	24.879	16.831	1:06.168	5	14.791	24.593	16.897	56.281	8	14.808	24.591	16.954	56.353
9	14.547	24.496	16.868	55.911	6	14.700	24.562	16.894	56.156					
10	14.556	24.573	16.820	55.949	7	14.651	24.709	16.992	56.352					
N°8 TONI BLASCO					N°25 ANDERSON MARIN									
1		26.000	17.340	1:08.228	1		29.381	18.430	1:18.440					
2	14.958	25.001	16.914	56.873	2	15.533	25.669	17.485	58.687					
3	14.795	24.708	17.113	56.616	3	15.220	25.137	17.377	57.734					
4	14.650	24.639	16.976	56.265	4	14.818	25.045	17.506	57.369					
5	14.976	27.178	16.886	59.040	5	14.890	25.148	17.111	57.149					
6	14.698	24.746	16.943	56.387	6	15.183	26.825	20.224	1:02.232					
7	14.788	24.702	16.925	56.415	7	15.327	27.196	17.737	1:00.260					
8	14.857	25.738	19.271	59.866	N°73 PAU BLANCO									
9	15.134	26.147	16.856	58.137	1		29.273	18.173	1:17.796					
10	14.682	24.585	17.130	56.397	2	15.763	26.975	17.703	1:00.441					
N°11 FRANCESCO ROSSINI					N°98 JOSE ALACID									
1		28.298	18.464	1:16.548	1		26.133	17.399	1:09.193					
2	15.647	25.398	17.428	58.473	2	14.951	24.645	16.931	56.527					
3	15.199	24.805	17.225	57.229	3	14.719	24.696	17.602	57.017					
4	14.894	24.711	17.450	57.055	4	14.616	24.361	16.878	55.855					
5	14.902	24.882	17.230	57.014	5	14.678	24.582	16.823	56.083					
6	14.880	24.718	17.287	56.885	6	14.641	24.560	16.873	56.074					
7	14.984	24.892	17.212	57.088	7	14.638	30.095	17.215	1:01.948					
8	14.948	24.768	17.437	57.153	8	14.778	24.599	16.981	56.358					
9	14.940	24.652	17.325	56.917	9	14.641	24.468	17.040	56.149					
10	14.938	24.885	17.529	57.352	10	14.669	24.559	16.980	56.208					
N°14 ALEJANDRO BARAMBIO					N°114 OSCAR SOTO									
1		26.222	17.356	1:09.959	1		27.955	18.603	1:15.991					
2	15.242	25.184	16.822	57.248	2	15.342	26.858	19.853	1:02.053					
3	14.943	24.706	16.675	56.324	3	15.339	25.510	17.446	58.295					
4	14.880	24.619	16.712	56.211	4	15.019	25.411	17.318	57.748					
5	15.025	24.731	16.859	56.615	5	15.020	27.580	17.341	59.941					
6	14.789	24.784	16.832	56.405	6	14.960	25.668	18.453	59.081					
7	15.039	27.459	17.304	59.802	7	15.200	25.485	17.293	57.978					
8	14.909	24.837	16.790	56.536	8	14.841	25.451	17.333	57.625					
9	14.827	24.773	16.896	56.496										
N°18 MARC QUILES														
1		27.317	17.248	1:13.401										
2	14.825	24.832	16.828	56.485										
3	14.626	24.850	16.967	56.443										
4	14.584	24.611	16.671	55.866										
5	14.621	24.677	16.729	56.027										
6	14.667	24.837	16.779	56.283										
OUT				2:38.103										













DD2

FUSION CRONO+HEAT (PAR PRE-F)

Documento 10

Resultados

Sujeto a escrutinio & investigaciones deportivas

Pos.	Nº	Nacionalidad	Piloto	Equipo	Vehiculo	QUALY	HEAT-1	Puntos
1	8		TONI BLASCO	TDKART RACING	TONYKART	2	0	2
2	4		DAVID GHERMAN	DMK RACING TEAM	SODIKART	0	2	2
3	426		MATIAS JUAN	TDKART RACING	EXPRIT - TM R1	5	3	8
4	18		MARC QUILES	MARC QUILES	BIREL-ART	4	4	8
5	19		JAVIER CAMPO	TDKART RACING	TONYKART	3	5	8
6	98		JOSE ALACID	ECK MOTORSPORT	TONYKART	7	6	13
7	25		ANDERSON MARIN	DMK RACING TEAM	SODIKART	6	7	13
8	14		ALEJANDRO BARAMBIO	TDKART RACING	TONYKART	8	8	16
9	73		PAU BLANCO	JL LOPEZ MOTORSPORT	BIREL-ART	9	9	18
10	11		FRANCESCO ROSSINI	ESC. MALLORCA COMP.	KART REPUBLIC	10	10	20
11	114		OSCAR SOTO	SKB COMPETICION	CKR	11	11	22
12	23		FABIAN NIELS GORRIN	JAMKART TENERIFE	MARANELLO	12	12	24

DD2

HEAT (HEAT-1)
Resultados

Documento 9

Sujeto a escrutinio & investigaciones deportivas

Pos.	Nº	Nacionalidad	Equipo	Piloto	Total	Dif.	Interv.	M. Vuelta	Km/h	Mejor S1	Mejor S2	Mejor S3	Realización
1	8	ESP	TDKART RACING	TONI BLASCO	8			55.678	92.33	14.475	24.345	16.759	
2	4	ESP	DMK RACING TEAM	DAVID GHERMAN	8	1.110	1.110	55.639	92.40	14.470	24.397	16.742	
3	426	ESP	TDKART RACING	MATIAS JUAN	8	2.228	1.118	55.700	92.29	14.533	24.389	16.748	
4	18	ESP	MARC QUILES	MARC QUILES	8	2.428	0.200	55.824	92.09	14.506	24.500	16.745	
5	19	ESP	TDKART RACING	JAVIER CAMPO	8	2.777	0.349	55.718	92.26	14.521	24.438	16.734	
6	98	ESP	ECK MOTORSPORT	JOSE ALACID	8	7.157	4.380	56.136	91.58	14.527	24.583	16.936	
7	25	ESP	DMK RACING TEAM	ANDERSON MARIN	8	7.229	0.072	56.132	91.58	14.609	24.462	16.944	
8	14	ESP	TDKART RACING	ALEJANDRO BARAMBIO	8	8.151	0.922	56.291	91.33	14.638	24.673	16.886	
9	73	ESP	JL LOPEZ MOTORSPORT	PAU BLANCO	8	11.262	3.111	56.508	90.97	14.713	24.595	16.962	
10	11	ESP	ESC. MALLORCA COMP.	FRANCESCO ROSSINI	8	12.106	0.844	56.409	91.13	14.819	24.393	17.051	+3.000
11	114	ESP	SKB COMPETICION	OSCAR SOTO	8	14.507	2.401	56.997	90.19	14.832	24.933	17.156	
12	23	ESP	JAMKART TENERIFE	FABIAN NIELS GORRIN	8	16.944	2.437	57.110	90.02	14.833	24.994	17.198	

Nº11 FRANCESCO ROSSINI : Salida parcial del cajón

Lider : Nº4 DAVID GHERMAN (1-1) / Nº8 TONI BLASCO (2-8)

M. Vuelta : Nº4 DAVID GHERMAN 55.639 92.40 Km/h

Record anterior : Nº4 DAVID GHERMAN 55.953 91.88 Km/h

Tiempo Inicio : 20/01 - 16:02:44

Meteo : Nublado Aire : 11°C Pista : Secando

HIVERN KARTING 2024 (SPAIN) 19-21/01/2024

Página 1 / 1

Apex Timing GoRacing

DD2

HEAT (HEAT-1)

Vuelta a vuelta

Valor informativo. No Oficial

	1	2	3	4	5	6	7	8	9	10	11	12
Parilla	4	8	19	18	426	25	98	14	73	11	114	23
Salida	4	8	18	19	426	25	98	14	73	11	114	23
Vuelta 1 <small>Intervalo</small>	4	8 0.1	18 0.2	19 0.4	426 0.5	25 0.7	98 0.3	14 0.3	11 0.5	73 0.3	23 0.7	114 0.1
Vuelta 2	8	4 0.3	18 0.1	19 0.3	426 0.5	98 1.6	25 0.3	14 0.2	11 0.7	73 0.7	23 0.8	114 0.2
Vuelta 3	8	4 0.1	18 1.0	19 0.3	426 0.0	98 1.7	25 0.3	14 0.4	11 1.2	73 0.5	23 1.5	114 0.2
Vuelta 4	8	4 0.1	18 1.0	426 0.4	19 0.3	98 1.6	25 0.5	14 0.3	11 1.4	73 0.4	23 2.1	114 0.3
Vuelta 5	8	4 0.2	18 1.2	426 0.2	19 0.4	98 2.2	25 0.4	14 0.7	11 1.1	73 1.3	23 1.8	114 0.2
Vuelta 6	8	4 0.3	18 1.2	426 0.2	19 0.3	98 3.0	25 0.3	14 0.8	11 1.1	73 1.5	114 3.0	23 0.2
Vuelta 7	8	4 0.4	18 1.6	426 0.0	19 0.1	98 3.5	25 0.2	14 1.0	11 1.2	73 1.8	114 3.0	23 1.5
Vuelta 8	8	4 1.1	426 1.1	18 0.2	19 0.3	98 4.3	25 0.0	14 0.9	11 0.9	73 2.1	114 3.2	23 2.4

DD2

HEAT (HEAT-1)

Análisis

Valor informativo. No Oficial

Vueltas	Sector 1	Sector 2	Sector 3	ipo por vuelta	Vueltas	Sector 1	Sector 2	Sector 3	ipo por vuelta	Vueltas	Sector 1	Sector 2	Sector 3	ipo por vuelta
N°4 DAVID GHERMAN					N°23 FABIAN NIELS GORRIN					N°25 ANDERSON MARIN				
1	15.814	24.498	16.855	57.167	6	14.546	24.438	16.734	55.718	1	17.079	24.756	16.950	58.785
2	14.853	24.633	16.865	56.351	7	14.537	24.559	16.846	55.942	2	15.054	25.238	16.944	57.236
3	14.470	24.397	16.772	55.639	8	14.941	24.593	16.870	56.404	3	14.609	24.501	17.022	56.132
4	14.557	24.515	16.742	55.814	1	16.534	25.854	17.339	59.727	4	14.689	24.462	17.206	56.357
5	14.552	24.438	16.764	55.754	2	15.250	25.021	17.224	57.495	5	14.704	24.650	16.972	56.326
6	14.554	24.449	16.834	55.837	3	14.833	25.132	17.211	57.176	6	14.660	24.711	17.043	56.414
7	14.548	24.479	16.889	55.916	4	14.886	25.022	17.202	57.110	7	14.738	24.556	17.050	56.344
8	14.817	24.605	17.160	56.582	5	14.935	24.994	17.198	57.127	8	14.659	25.001	17.393	57.053
N°8 TONI BLASCO					N°73 PAU BLANCO					N°98 JOSE ALACID				
1	15.924	24.553	16.759	57.236	1	17.001	25.701	17.142	59.844	1	16.966	25.189	16.992	59.147
2	14.580	24.501	16.768	55.849	2	15.044	25.251	17.101	57.396	2	14.756	24.776	16.952	56.484
3	14.496	24.428	16.864	55.788	3	14.724	24.800	16.984	56.508	3	14.527	24.672	16.975	56.174
4	14.512	24.420	16.915	55.847	4	14.812	24.764	16.962	56.538	4	14.617	24.583	16.936	56.136
5	14.475	24.377	16.826	55.678	5	14.870	25.305	17.186	57.361	5	14.566	24.756	17.108	56.430
6	14.512	24.349	16.867	55.728	6	14.735	24.595	17.193	56.523	6	14.641	24.766	17.087	56.494
7	14.553	24.345	16.952	55.850	7	14.832	25.068	17.146	57.046	7	14.750	24.615	17.048	56.413
8	14.616	24.401	16.872	55.889	8	14.713	25.057	17.137	56.907	8	14.687	25.092	17.501	57.280
N°11 FRANCESCO ROSSINI					N°114 OSCAR SOTO					N°426 MATIAS JUAN				
1	16.905	25.386	17.227	59.518	1	16.674	26.144	17.383	1:00.201	1	16.455	24.672	16.978	58.105
2	14.849	24.926	17.200	56.975	2	15.289	25.033	17.258	57.580	2	14.705	24.470	16.878	56.053
3	15.016	24.570	17.140	56.726	3	14.832	25.038	17.295	57.165					
4	14.822	24.393	17.360	56.575	4	14.888	25.185	17.175	57.248					
5	14.819	24.493	17.123	56.435	5	14.935	24.933	17.181	57.049					
6	14.908	24.450	17.051	56.409	6	14.932	25.168	17.345	57.445					
7	14.963	24.543	17.228	56.734	7	14.900	24.941	17.156	56.997					
8	14.916	24.560	17.093	56.569	8	14.863	24.975	17.279	57.117					
N°14 ALEJANDRO BARAMBIO														
1	16.833	25.222	17.058	59.113										
2	14.821	25.020	16.907	56.748										
3	14.725	24.680	16.886	56.291										
4	14.638	24.680	16.992	56.310										
5	14.837	24.889	17.009	56.735										
6	14.862	24.673	16.913	56.448										
7	14.945	24.702	16.966	56.613										
8	15.034	24.725	17.136	56.895										
N°18 MARC QUILES														
1	16.116	24.500	16.752	57.368										
2	14.731	24.546	16.825	56.102										
3	14.637	24.926	16.962	56.525										
4	14.506	24.573	16.745	55.824										
5	14.607	24.588	16.750	55.945										
6	14.548	24.545	16.791	55.884										
7	14.611	24.715	16.938	56.264										
8	14.892	24.560	16.814	56.266										
N°19 JAVIER CAMPO														
1	16.183	24.604	16.874	57.661										
2	14.529	24.682	16.842	56.053										
3	14.521	24.618	17.336	56.475										
4	14.956	24.468	16.908	56.332										
5	14.526	24.551	16.756	55.833										

DD2

HEAT (HEAT-1)
Parrilla de Salida

Documento 8 OFICIAL

114 OSCAR SOTO	6	23 FABIAN NIELS GORRIN
73 PAU BLANCO	5	11 FRANCESCO ROSSINI
98 JOSE ALACID	4	14 ALEJANDRO BARAMBIO
426 MATIAS JUAN	3	25 ANDERSON MARIN
19 JAVIER CAMPO	2	18 MARC QUILES
4 DAVID GHERMAN	1	8 TONI BLASCO

POLE POSITION



Salida : 20/01 - 16:00 8 Total = 11.424 km

HIVERN KARTING 2024 (SPAIN) 19-21/01/2024

Página 1 / 1

Apex Timing GoRacing

DD2

QUALIFYING (QUALY)
Resultados

Documento 7.1 OFICIAL

Pos.	Nº	Nacionalidad	Piloto	Tiempo	Dif.	Interv.	Km/h	Mejor S1	Mejor S2	Mejor S3	Total	Vehiculo
1	4	ESP	DAVID GHERMAN	55.953			91.88	14.506	24.508	16.862	5	SODIKART
2	8	ESP	TONI BLASCO	56.050	0.097	0.097	91.72	14.671	24.355	17.024	5	TONYKART
3	19	ESP	JAVIER CAMPO	56.060	0.107	0.010	91.70	14.577	24.477	16.897	5	TONYKART
4	18	ESP	MARC QUILES	56.289	0.336	0.229	91.33	14.605	24.791	16.821	5	BIREL-ART
5	426	ESP	MATIAS JUAN	56.309	0.356	0.020	91.30	14.703	24.639	16.965	5	EXPRIT - TM R1
6	25	ESP	ANDERSON MARIN	56.915	0.962	0.606	90.32	14.975	24.675	17.143	5	SODIKART
7	98	ESP	JOSE ALACID	56.929	0.976	0.014	90.30	14.776	24.866	17.088	5	TONYKART
8	14	ESP	ALEJANDRO BARAMBIO	56.940	0.987	0.011	90.28	14.912	24.864	17.118	5	TONYKART
9	73	ESP	PAU BLANCO	57.522	1.569	0.582	89.37	14.809	25.285	17.334	5	BIREL-ART
10	11	ESP	FRANCESCO ROSSINI	57.958	2.005	0.436	88.70	15.313	25.319	17.326	2	KART REPUBLIC
11	114	ESP	OSCAR SOTO	58.044	2.091	0.086	88.57	15.153	25.140	17.427	5	CKR
12	23	ESP	FABIAN NIELS GORRIN	1:24.007	28.054	25.963	61.19		31.528	19.517	1	MARANELLO

Nº114 OSCAR SOTO : Ponton Art: 17.33 RDK Anulación mejor vuelta

Tiempo Inicio : 20/01 - 12:30:00

M. Vuelta : Nª4 DAVID GHERMAN

55.953 91.88 Km/h

Meteo : Nublado Aire : 8°C Pista : Secando

HIVERN KARTING 2024 (SPAIN) 19-21/01/2024

Página 1 / 1

Apex Timing GoRacing

DD2

QUALIFYING (QUALY)

Best Sectors Analysis

Valor informativo. No Oficial

S1			S2			S3			Ideal Lap Times						
Pos.	Nº	Tiempo	Pos.	Nº	Tiempo	Pos.	Nº	Tiempo	Pos.	Nº	Piloto	acionalida	Ideal Lap	Best Lap	Diff.
1	4	14.506	1	8	24.355	1	18	16.821	1	4	DAVID GHERMAN	ESP 	55.876	55.953	0.077
2	19	14.577	2	19	24.477	2	4	16.862	2	19	JAVIER CAMPO	ESP 	55.951	56.060	0.109
3	18	14.605	3	4	24.508	3	19	16.897	3	8	TONI BLASCO	ESP 	56.050	56.050	
4	8	14.671	4	426	24.639	4	426	16.965	4	18	MARC QUILES	ESP 	56.217	56.289	0.072
5	426	14.703	5	25	24.675	5	8	17.024	5	426	MATIAS JUAN	ESP 	56.307	56.309	0.002
6	98	14.776	6	18	24.791	6	98	17.088	6	98	JOSE ALACID	ESP 	56.730	56.929	0.199
7	73	14.809	7	14	24.864	7	14	17.118	7	25	ANDERSON MARIN	ESP 	56.793	56.915	0.122
8	14	14.912	8	98	24.866	8	25	17.143	8	14	ALEJANDRO BARAMBIO	ESP 	56.894	56.940	0.046
9	25	14.975	9	114	25.140	9	11	17.326	9	73	PAU BLANCO	ESP 	57.428	57.522	0.094
10	114	15.153	10	73	25.285	10	73	17.334	10	114	OSCAR SOTO	ESP 	57.720	58.044	0.324
11	11	15.313	11	11	25.319	11	114	17.427	11	11	FRANCESCO ROSSINI	ESP 	57.958	57.958	
			12	23	31.528	12	23	19.517							

DD2

QUALIFYING (QUALY)

Análisis

Valor informativo. No Oficial

Vueltas Sector 1 Sector 2 Sector 3 ipo por vuelta

Nº4 DAVID GHERMAN

1		34.530	18.957	1:38.193
2	15.039	24.876	16.953	56.868
3	14.654	24.508	16.862	56.024
4	14.506	24.532	16.915	55.953
5	14.799	24.558	17.004	56.361

Nº8 TONI BLASCO

1		25.856	17.481	1:14.036
2	15.035	24.753	17.055	56.843
3	14.918	24.933	17.069	56.920
4	14.961	24.460	17.069	56.490
5	14.671	24.355	17.024	56.050

Nº11 FRANCESCO ROSSINI

1		27.863	18.100	1:17.654
2	15.313	25.319	17.326	57.958

Nº14 ALEJANDRO BARAMBIO

1		27.250	18.153	1:16.260
2	15.240	25.161	17.239	57.640
3	14.912	24.864	17.164	56.940
4	15.010	24.915	17.133	57.058
5	14.946	24.882	17.118	56.946

Nº18 MARC QUILES

1		27.048	24.797	1:26.948
2	15.287	24.803	16.826	56.916
3	14.995	24.791	16.939	56.725
4	14.788	25.184	16.886	56.858
5	14.605	24.863	16.821	56.289

Nº19 JAVIER CAMPO

1		29.783	26.939	1:29.026
2	15.092	24.804	17.086	56.982
3	15.878	24.612	16.897	57.387
4	14.659	24.498	16.903	56.060
5	14.577	24.477	17.155	56.209

Nº23 FABIAN NIELS GORRIN

1		31.528	19.517	1:24.007
---	--	--------	--------	----------

Nº25 ANDERSON MARIN

1		27.786	18.166	1:18.543
2	15.317	25.048	17.195	57.560
3	15.048	25.055	18.263	58.366
4	15.113	24.675	17.323	57.111
5	14.975	24.797	17.143	56.915

Nº73 PAU BLANCO

1		28.627	18.099	1:18.643
2	15.286	25.820	17.356	58.462
3	14.809	25.298	17.415	57.522
4	15.006	25.390	17.334	57.730
5	14.877	25.285	17.391	57.553

Nº98 JOSE ALACID

1		27.620	17.965	1:18.254
2	15.324	25.225	17.088	57.637
3	14.776	26.366	17.093	58.235

Vueltas Sector 1 Sector 2 Sector 3 ipo por vuelta

4	14.822	25.311	17.332	57.465
5	14.854	24.866	17.209	56.929

Nº114 OSCAR SOTO

1		27.864	18.607	1:18.360
2	15.437	26.080	17.570	59.087
3	15.153	25.140	17.751	58.044
4	15.341	25.434	17.427	58.202
5	14.902	25.562	17.418	57.882

Nº426 MATIAS JUAN

1		26.853	18.234	1:16.742
2	15.182	28.090	20.114	1:03.386
3	14.913	24.670	17.074	56.657
4	14.819	24.639	17.192	56.650
5	14.703	24.641	16.965	56.309

DD2

WARM-UP (W-UP)
Resultados

Documento 6

Sujeto a escrutinio & investigaciones deportivas

Pos.	Nº	Nacionalidad	Piloto	Tiempo	Dif.	Interv.	Km/h	Mejor S1	Mejor S2	Mejor S3	Total	Vehiculo
1	98	ESP	JOSE ALACID	1:05.259			78.78	16.166	29.258	19.723	9	TONYKART
2	8	ESP	TONI BLASCO	1:05.312	0.053	0.053	78.71	16.399	28.895	19.766	8	TONYKART
3	19	ESP	JAVIER CAMPO	1:05.437	0.178	0.125	78.56	16.371	29.088	19.843	8	TONYKART
4	73	ESP	PAU BLANCO	1:06.250	0.991	0.813	77.60	16.660	29.381	19.956	9	BIREL-ART
5	18	ESP	MARC QUILES	1:07.237	1.978	0.987	76.46	16.698	30.059	20.205	6	BIREL-ART
6	11	ESP	FRANCESCO ROSSINI	1:07.405	2.146	0.168	76.27	17.098	29.844	20.361	9	KART REPUBLIC
7	426	ESP	MATIAS JUAN	1:07.844	2.585	0.439	75.77	16.988	30.173	20.492	8	EXPRIT - TM R1
8	114	ESP	OSCAR SOTO	1:08.554	3.295	0.710	74.99	17.187	30.374	20.712	9	CKR
9	14	ESP	ALEJANDRO BARAMBIO	1:09.086	3.827	0.532	74.41	17.440	30.595	20.848	8	TONYKART
10	4	ESP	DAVID GHERMAN	1:09.724	4.465	0.638	73.73	16.718	31.131	21.875	8	SODIKART
11	23	ESP	FABIAN NIELS GORRIN	1:22.188	16.929	12.464	62.55	20.635	36.436	25.027	5	MARANELLO
12	25	ESP	ANDERSON MARIN	1:48.036	42.777	25.848	47.58		40.034	27.439	1	SODIKART

Tiempo Inicio : 20/01 - 10:05:00

M. Vuelta : N°98 JOSE ALACID

1:05.259 78.78 Km/h

Meteo : Nublado Aire : 8°C Pista : Secando

HIVERN KARTING 2024 (SPAIN) 19-21/01/2024

Página 1 / 1

Apex Timing GoRacing

DD2

WARM-UP (W-UP)

Best Sectors Analysis

Valor informativo. No Oficial

S1			S2			S3			Ideal Lap Times						
Pos.	Nº	Tiempo	Pos.	Nº	Tiempo	Pos.	Nº	Tiempo	Pos.	Nº	Piloto	acionalida	Ideal Lap	Best Lap	Diff.
1	98	16.166	1	8	28.895	1	98	19.723	1	8	TONI BLASCO	ESP 	1:05.060	1:05.312	0.252
2	19	16.371	2	19	29.088	2	8	19.766	2	98	JOSE ALACID	ESP 	1:05.147	1:05.259	0.112
3	8	16.399	3	98	29.258	3	19	19.843	3	19	JAVIER CAMPO	ESP 	1:05.302	1:05.437	0.135
4	73	16.660	4	73	29.381	4	73	19.956	4	73	PAU BLANCO	ESP 	1:05.997	1:06.250	0.253
5	18	16.698	5	11	29.844	5	18	20.205	5	18	MARC QUILES	ESP 	1:06.962	1:07.237	0.275
6	4	16.718	6	18	30.059	6	11	20.361	6	11	FRANCESCO ROSSINI	ESP 	1:07.303	1:07.405	0.102
7	426	16.988	7	426	30.173	7	426	20.492	7	426	MATIAS JUAN	ESP 	1:07.653	1:07.844	0.191
8	11	17.098	8	114	30.374	8	114	20.712	8	114	OSCAR SOTO	ESP 	1:08.273	1:08.554	0.281
9	114	17.187	9	14	30.595	9	14	20.848	9	14	ALEJANDRO BARAMBIO	ESP 	1:08.883	1:09.086	0.203
10	14	17.440	10	4	31.131	10	4	21.875	10	4	DAVID GHERMAN	ESP 	1:09.724	1:09.724	
11	23	20.635	11	23	36.436	11	23	25.027	11	23	FABIAN NIELS GORRIN	ESP 	1:22.098	1:22.188	0.090
			12	25	40.034	12	25	27.439							

DD2

WARM-UP (W-UP)













Análisis

Valor informativo. No Oficial

Vueltas	Sector 1	Sector 2	Sector 3	ipo por vuelta
Nº4 DAVID GHERMAN				
1		37.265	25.815	1:40.399
2	18.371	33.707	23.847	1:15.925
3	17.666	32.833	22.881	1:13.380
4	17.239	32.462	23.146	1:12.847
5	17.763	32.132	22.474	1:12.369
6	17.362	32.542	23.354	1:13.258
7	16.869	31.599	22.229	1:10.697
8	16.718	31.131	21.875	1:09.724
Nº8 TONI BLASCO				
1		29.160	19.906	1:20.702
2	16.657	28.895	19.801	1:05.353
3	16.583	28.945	19.860	1:05.388
4	16.626	29.073	19.891	1:05.590
5	16.452	29.182	19.790	1:05.424
6	16.660	29.093	19.766	1:05.519
7	16.410	29.089	19.813	1:05.312
8	16.399	29.188	19.908	1:05.495
Nº11 FRANCESCO ROSSINI				
1		31.071	21.877	1:23.779
2	17.266	29.844	20.652	1:07.762
3	17.502	30.623	20.474	1:08.599
4	17.192	30.242	21.562	1:08.996
5	17.367	30.085	20.581	1:08.033
6	17.401	29.956	20.510	1:07.867
7	17.098	29.946	20.361	1:07.405
8	17.211	30.148	20.463	1:07.822
9	17.200	30.197	20.501	1:07.898
Nº14 ALEJANDRO BARAMBIO				
1		32.482	22.048	1:26.878
2	18.233	31.285	21.108	1:10.626
3	17.859	30.769	21.112	1:09.740
4	17.440	30.798	20.848	1:09.086
5	17.666	30.957	21.007	1:09.630
6	17.487	30.621	21.143	1:09.251
7	7out			2:10.789
8	2:38.336	30.595	20.904	1:19.046
Nº18 MARC QUILES				
1		30.848	20.395	1:25.946
2	16.868	30.872	20.205	1:07.945
3	16.698	30.232	20.428	1:07.358
4	16.822	30.059	20.356	1:07.237
5	16.798	30.474	20.734	1:08.006
6	17.414	30.670	20.409	1:08.493
Nº19 JAVIER CAMPO				
1		30.381	20.288	1:22.290
2	17.139	29.261	20.011	1:06.411
3	16.800	29.163	20.229	1:06.192
4	16.740	29.370	19.843	1:05.953
5	16.703	29.285	19.876	1:05.864
6	16.532	29.213	19.890	1:05.635

Vueltas	Sector 1	Sector 2	Sector 3	ipo por vuelta
7	16.403	29.212	20.048	1:05.663
8	16.371	29.088	19.978	1:05.437
Nº23 FABIAN NIELS GORRIN				
1		42.151	26.724	1:50.789
2	21.536	37.739	25.166	1:24.441
3	20.635	40.146	26.783	1:27.564
4	21.185	37.715	25.792	1:24.692
5	20.725	36.436	25.027	1:22.188
Nº25 ANDERSON MARIN				
1		40.034	27.439	1:48.036
Nº73 PAU BLANCO				
1		29.899	20.028	1:21.193
2	16.913	29.381	19.956	1:06.250
3	16.954	29.543	19.993	1:06.490
4	16.997	30.158	20.081	1:07.236
5	16.792	29.884	20.626	1:07.302
6	16.771	29.938	20.228	1:06.937
7	16.781	30.122	20.122	1:07.025
8	16.796	30.144	20.335	1:07.275
9	16.660	29.710	20.211	1:06.581
Nº98 JOSE ALACID				
1		31.506	20.863	1:22.060
2	17.236	30.614	20.812	1:08.662
3	17.087	29.667	20.378	1:07.132
4	16.594	29.470	21.085	1:07.149
5	16.589	29.473	20.025	1:06.087
6	16.335	29.483	20.154	1:05.972
7	16.429	29.403	19.869	1:05.701
8	16.278	29.258	19.723	1:05.259
9	16.166	29.491	19.984	1:05.641
Nº114 OSCAR SOTO				
1		31.543	21.340	1:23.756
2	17.552	30.929	21.233	1:09.714
3	17.778	30.758	21.062	1:09.598
4	17.870	33.282	20.712	1:11.864
5	17.407	30.615	20.820	1:08.842
6	17.318	30.456	21.277	1:09.051
7	17.187	30.374	20.993	1:08.554
8	17.461	30.469	20.919	1:08.849
9	17.507	33.309	21.066	1:11.882
Nº426 MATIAS JUAN				
1		32.147	21.918	1:26.825
2	17.823	30.579	20.704	1:09.106
3	17.254	30.593	20.492	1:08.339
4	16.988	30.395	20.574	1:07.957
5	17.003	30.342	20.951	1:08.296
6	17.150	30.173	20.521	1:07.844
7	7out			1:54.679
8	2:24.366	30.598	20.546	1:20.831

DD2 Lista de Inscritos (12 Pilotos)

Nº	Nacionalidad	Piloto	Equipo	Vehículo	Clase
4		DAVID GHERMAN	DMK RACING TEAM	SODIKART	DD2
8		TONI BLASCO	TDKART RACING	TONYKART	DD2
11		FRANCESCO ROSSINI	ESC. MALLORCA COMP.	KART REPUBLIC	D2-SILVE
14		ALEJANDRO BARAMBIO	TDKART RACING	TONYKART	DD2
18		MARC QUILES	MARC QUILES	BIREL-ART	DD2
19		JAVIER CAMPO	TDKART RACING	TONYKART	D2-SILVE
23		FABIAN NIELS GORRIN	JAMKART TENERIFE	MARANELLO	DD2
25		ANDERSON MARIN	DMK RACING TEAM	SODIKART	DD2
73		PAU BLANCO	JL LOPEZ MOTORSPORT	BIREL-ART	DD2
98		JOSE ALACID	ECK MOTORSPORT	TONYKART	DD2
114		OSCAR SOTO	SKB COMPETICION	CKR	D2-SILVE
426		MATIAS JUAN	TDKART RACING	EXPRIT - TM R1	DD2

DD2

FREE PRACTICE 5 (FP5)

Documento 5

Resultados

Sujeto a escrutinio & investigaciones deportivas

Pos.	Nº	Nacionalidad	Piloto	Tiempo	Dif.	Interv.	Km/h	Mejor S1	Mejor S2	Mejor S3	Total	Vehiculo
1	73	ESP	PAU BLANCO	1:08.466			75.09	17.469	29.856	21.027	9	BIREL-ART
2	114	ESP	OSCAR SOTO	1:10.602	2.136	2.136	72.81	18.163	31.012	21.247	9	CKR
No Clasificados												
	4	ESP	DAVID GHERMAN	Sin Tiempo								SODIKART
	8	ESP	TONI BLASCO	Sin Tiempo								TONYKART
	11	ESP	FRANCESCO ROSSINI	Sin Tiempo								KART REPUBLIC
	14	ESP	ALEJANDRO BARAMBIO	Sin Tiempo								TONYKART
	18	ESP	MARC QUILES	Sin Tiempo								BIREL-ART
	19	ESP	JAVIER CAMPO	Sin Tiempo								TONYKART
	23	ESP	FABIAN NIELS GORRIN	Sin Tiempo								MARANELLO
	25	ESP	ANDERSON MARIN	Sin Tiempo								SODIKART
	98	ESP	JOSE ALACID	Sin Tiempo								TONYKART
	426	ESP	MATIAS JUAN	Sin Tiempo								EXPRIT - TM R1

Tiempo Inicio : 19/01 - 16:55:01

M. Vuelta : N°73 PAU BLANCO

1:08.466 75.09 Km/h

Meteo : Lluvioso Aire : 10°C Pista : Mojado

HIVERN KARTING 2024 (SPAIN) 19-21/01/2024

Página 1 / 1



Apex Timing GoRacing

DD2

FREE PRACTICE 5 (FP5)

Best Sectors Analysis

Valor informativo. No Oficial

S1			S2			S3			Ideal Lap Times						
Pos.	Nº	Tiempo	Pos.	Nº	Tiempo	Pos.	Nº	Tiempo	Pos.	Nº	Piloto	acionalida	Ideal Lap	Best Lap	Diff.
1	73	17.469	1	73	29.856	1	73	21.027	1	73	PAU BLANCO		1:08.352	1:08.466	0.114
2	114	18.163	2	114	31.012	2	114	21.247	2	114	OSCAR SOTO		1:10.422	1:10.602	0.180

DD2

FREE PRACTICE 5 (FP5)

Análisis

Valor informativo. No Oficial

Vueltas Sector 1 Sector 2 Sector 3 ipo por vuelta

Nº73 PAU BLANCO

Vueltas	Sector 1	Sector 2	Sector 3	ipo por vuelta
1		31.569	22.250	1:26.877
2	18.471	30.878	21.255	1:10.604
3	17.942	30.483	21.290	1:09.715
4	17.903	30.391	21.141	1:09.435
5	17.792	29.917	21.126	1:08.835
6	17.706	30.170	21.305	1:09.181
7	17.807	30.246	21.139	1:09.192
8	19.209	30.176	21.027	1:10.412
9	17.469	29.856	21.141	1:08.466

Nº114 OSCAR SOTO

Vueltas	Sector 1	Sector 2	Sector 3	ipo por vuelta
1		32.978	21.889	1:29.211
2	18.583	31.291	21.502	1:11.376
3	18.534	31.292	21.274	1:11.100
4	18.230	31.125	21.247	1:10.602
5	18.276	31.254	21.474	1:11.004
6	18.179	31.233	21.432	1:10.844
7	18.163	31.929	21.506	1:11.598
8	18.462	31.327	21.386	1:11.175
9	18.202	31.012	21.405	1:10.619





DD2

FREE PRACTICE 4 (FP4)

Documento 4

Resultados

Sujeto a escrutinio & investigaciones deportivas

Pos.	Nº	Nacionalidad	Piloto	Tiempo	Dif.	Interv.	Km/h	Mejor S1	Mejor S2	Mejor S3	Total	Vehiculo
1	8		TONI BLASCO	1:06.428			77.39	17.025	29.211	20.155	8	TONYKART
2	73		PAU BLANCO	1:08.454	2.026	2.026	75.10	17.417	30.190	20.736	9	BIREL-ART
3	11		FRANCESCO ROSSINI	1:10.484	4.056	2.030	72.94	17.948	30.910	21.415	8	KART REPUBLIC
4	114		OSCAR SOTO	1:10.872	4.444	0.388	72.54	18.102	31.062	21.342	8	CKR

Tiempo Inicio : 19/01 - 15:10:00

M. Vuelta : N°8 TONI BLASCO

1:06.428 77.39 Km/h

Meteo : Nublado Aire : 10°C Pista : Mojado

HIVERN KARTING 2024 (SPAIN) 19-21/01/2024

Página 1 / 1





Apex Timing GoRacing

DD2

FREE PRACTICE 4 (FP4)

Best Sectors Analysis

Valor informativo. No Oficial

S1			S2			S3			Ideal Lap Times						
Pos.	Nº	Tiempo	Pos.	Nº	Tiempo	Pos.	Nº	Tiempo	Pos.	Nº	Piloto	acionalida	Ideal Lap	Best Lap	Diff.
1	8	17.025	1	8	29.211	1	8	20.155	1	8	TONI BLASCO	ESP 	1:06.391	1:06.428	0.037
2	73	17.417	2	73	30.190	2	73	20.736	2	73	PAU BLANCO	ESP 	1:08.343	1:08.454	0.111
3	11	17.948	3	11	30.910	3	114	21.342	3	11	FRANCESCO ROSSINI	ESP 	1:10.273	1:10.484	0.211
4	114	18.102	4	114	31.062	4	11	21.415	4	114	OSCAR SOTO	ESP 	1:10.506	1:10.872	0.366

DD2

FREE PRACTICE 4 (FP4)

Análisis

Valor informativo. No Oficial

Vueltas Sector 1 Sector 2 Sector 3 ipo por vuelta

Nº8 TONI BLASCO

Vueltas	Sector 1	Sector 2	Sector 3	ipo por vuelta
1		30.747	21.114	1:24.391
2	17.351	29.792	20.445	1:07.588
3	17.126	29.399	20.444	1:06.969
4	17.062	29.211	20.155	1:06.428
5	17.025	29.476	20.443	1:06.944
6	17.125	29.324	20.322	1:06.771
7	17.097	29.462	21.196	1:07.755
8	17.042	29.461	20.180	1:06.683

Nº11 FRANCESCO ROSSINI

1		32.720	22.361	1:28.341
2	18.653	31.517	21.838	1:12.008
3	18.263	31.630	21.567	1:11.460
4	18.245	31.833	22.749	1:12.827
5	17.948	31.168	21.484	1:10.600
6	18.318	30.922	21.416	1:10.656
7	18.224	30.947	21.509	1:10.680
8	18.159	30.910	21.415	1:10.484

Nº73 PAU BLANCO

1		31.213	21.565	1:26.216
2	18.264	30.676	21.271	1:10.211
3	17.676	30.480	20.842	1:08.998
4	17.712	30.975	25.005	1:13.692
5	18.192	30.477	20.923	1:09.592
6	17.648	30.195	20.908	1:08.751
7	17.417	30.367	20.736	1:08.520
8	17.551	30.190	20.802	1:08.543
9	17.493	30.203	20.758	1:08.454

Nº114 OSCAR SOTO

1		32.874	22.175	1:30.900
2	18.933	31.609	21.634	1:12.176
3	18.560	31.774	21.361	1:11.695
4	18.102	31.515	21.699	1:11.316
5	18.217	32.325	21.407	1:11.949
6	18.349	31.188	21.558	1:11.095
7	18.206	31.062	21.604	1:10.872
8	18.280	31.579	21.342	1:11.201






DD2

FREE PRACTICE 3 (FP3)

Documento 3

Resultados

Sujeto a escrutinio & investigaciones deportivas

Pos.	Nº	Nacionalidad	Piloto	Tiempo	Dif.	Interv.	Km/h	Mejor S1	Mejor S2	Mejor S3	Total	Vehiculo
1	8		TONI BLASCO	1:06.101			77.77	16.992	29.067	19.889	9	TONYKART
2	73		PAU BLANCO	1:07.934	1.833	1.833	75.67	17.371	29.954	20.338	9	BIREL-ART
3	98		JOSE ALACID	1:08.328	2.227	0.394	75.24	17.601	29.897	20.734	7	TONYKART
4	11		FRANCESCO ROSSINI	1:08.812	2.711	0.484	74.71	17.302	30.649	20.477	9	KART REPUBLIC
5	114		OSCAR SOTO	1:10.763	4.662	1.951	72.65	18.235	30.949	21.293	8	CKR

Tiempo Inicio : 19/01 - 13:25:01

M. Vuelta : N°8 TONI BLASCO

1:06.101 77.77 Km/h

Meteo : Lluvioso Aire : 10°C Pista : Mojado

HIVERN KARTING 2024 (SPAIN) 19-21/01/2024

Página 1 / 1






Apex Timing GoRacing

DD2

FREE PRACTICE 3 (FP3)

Best Sectors Analysis

Valor informativo. No Oficial

S1			S2			S3			Ideal Lap Times						
Pos.	Nº	Tiempo	Pos.	Nº	Tiempo	Pos.	Nº	Tiempo	Pos.	Nº	Piloto	acionalida	Ideal Lap	Best Lap	Diff.
1	8	16.992	1	8	29.067	1	8	19.889	1	8	TONI BLASCO	ESP 	1:05.948	1:06.101	0.153
2	11	17.302	2	98	29.897	2	73	20.338	2	73	PAU BLANCO	ESP 	1:07.663	1:07.934	0.271
3	73	17.371	3	73	29.954	3	11	20.477	3	98	JOSE ALACID	ESP 	1:08.232	1:08.328	0.096
4	98	17.601	4	11	30.649	4	98	20.734	4	11	FRANCESCO ROSSINI	ESP 	1:08.428	1:08.812	0.384
5	114	18.235	5	114	30.949	5	114	21.293	5	114	OSCAR SOTO	ESP 	1:10.477	1:10.763	0.286

DD2

FREE PRACTICE 3 (FP3)

Análisis

Valor informativo. No Oficial

Vueltas Sector 1 Sector 2 Sector 3 ipo por vuelta

Nº8 TONI BLASCO

Vueltas	Sector 1	Sector 2	Sector 3	ipo por vuelta
1		32.025	20.811	1:25.887
2	17.155	29.585	20.050	1:06.790
3	17.059	29.509	20.221	1:06.789
4	17.095	29.326	20.122	1:06.543
5	17.066	29.067	20.158	1:06.291
6	17.087	29.432	20.100	1:06.619
7	17.117	29.095	19.889	1:06.101
8	16.992	29.183	19.981	1:06.156
9	17.014	29.295	20.186	1:06.495

Nº11 FRANCESCO ROSSINI

1		32.328	21.077	1:24.247
2	18.089	31.196	21.221	1:10.506
3	17.802	31.069	21.241	1:10.112
4	17.834	30.764	20.772	1:09.370
5	17.738	30.751	20.994	1:09.483
6	17.831	30.906	20.477	1:09.214
7	17.614	30.807	20.888	1:09.309
8	17.809	30.700	20.778	1:09.287
9	17.302	30.649	20.861	1:08.812

Nº73 PAU BLANCO

1		31.209	21.126	1:23.376
2	18.197	30.337	20.482	1:09.016
3	17.574	30.446	20.977	1:08.997
4	17.608	29.954	20.586	1:08.148
5	17.472	30.075	20.580	1:08.127
6	29.552	30.495	20.734	1:20.781
7	17.464	30.091	20.461	1:08.016
8	17.491	30.105	20.338	1:07.934
9	17.371	30.095	20.548	1:08.014

Nº98 JOSE ALACID

1		31.744	22.123	1:23.629
2	20.605	30.991	21.534	1:13.130
3	17.877	29.939	22.907	1:10.723
4	17.795	30.108	20.863	1:08.766
5	17.854	30.264	20.894	1:09.012
6	17.697	29.897	20.734	1:08.328
7	17.601	30.961	20.768	1:09.330

Nº114 OSCAR SOTO

1		32.004	21.950	1:26.853
2	18.604	30.949	21.437	1:10.990
3	18.356	30.975	21.432	1:10.763
4	18.235	31.396	21.435	1:11.066
5	18.360	31.343	21.736	1:11.439
6	18.725	31.369	21.770	1:11.864
7	OUT			1:56.224
8	2:27.306	31.208	21.293	1:23.583

DD2

FREE PRACTICE 2 (FP2)

Documento 2

Resultados

Sujeto a escrutinio & investigaciones deportivas

Pos.	Nº	Nacionalidad	Piloto	Tiempo	Dif.	Interv.	Km/h	Mejor S1	Mejor S2	Mejor S3	Total	Vehiculo
1	8	ESP	TONI BLASCO	1:09.035			74.47	17.482	29.581	21.298	8	TONYKART
2	73	ESP	PAU BLANCO	1:10.892	1.857	1.857	72.52	17.962	30.341	22.218	8	BIREL-ART
3	98	ESP	JOSE ALACID	1:11.884	2.849	0.992	71.52	18.304	31.170	22.104	7	TONYKART
4	11	ESP	FRANCESCO ROSSINI	1:12.164	3.129	0.280	71.24	18.538	31.776	21.684	8	KART REPUBLIC
5	114	ESP	OSCAR SOTO	1:12.331	3.296	0.167	71.07	19.267	30.723	22.341	7	CKR
6	426	ESP	MATIAS JUAN	1:13.040	4.005	0.709	70.38	19.034	31.635	22.371	5	EXPRIT - TM R1

Tiempo Inicio : 19/01 - 11:40:01

M. Vuelta : N°8 TONI BLASCO

1:09.035 74.47 Km/h

Meteo : Lluvioso Aire : 12°C Pista : Mojado

HIVERN KARTING 2024 (SPAIN) 19-21/01/2024

Página 1 / 1







Apex Timing GoRacing

DD2

FREE PRACTICE 2 (FP2)

Best Sectors Analysis

Valor informativo. No Oficial

S1			S2			S3			Ideal Lap Times						
Pos.	Nº	Tiempo	Pos.	Nº	Tiempo	Pos.	Nº	Tiempo	Pos.	Nº	Piloto	acionalida	Ideal Lap	Best Lap	Diff.
1	8	17.482	1	8	29.581	1	8	21.298	1	8	TONI BLASCO	ESP 	1:08.361	1:09.035	0.674
2	73	17.962	2	73	30.341	2	11	21.684	2	73	PAU BLANCO	ESP 	1:10.521	1:10.892	0.371
3	98	18.304	3	114	30.723	3	98	22.104	3	98	JOSE ALACID	ESP 	1:11.578	1:11.884	0.306
4	11	18.538	4	98	31.170	4	73	22.218	4	11	FRANCESCO ROSSINI	ESP 	1:11.998	1:12.164	0.166
5	426	19.034	5	426	31.635	5	114	22.341	5	114	OSCAR SOTO	ESP 	1:12.331	1:12.331	
6	114	19.267	6	11	31.776	6	426	22.371	6	426	MATIAS JUAN	ESP 	1:13.040	1:13.040	

DD2

FREE PRACTICE 2 (FP2)

Análisis

Valor informativo. No Oficial

Vueltas Sector 1 Sector 2 Sector 3 ipo por vuelta

Nº8 TONI BLASCO

Vueltas	Sector 1	Sector 2	Sector 3	ipo por vuelta
1		31.989	23.218	1:31.173
2	19.091	30.783	22.384	1:12.258
3	18.012	29.876	22.010	1:09.898
4	17.897	29.938	21.369	1:09.204
5	17.709	30.002	21.324	1:09.035
6	17.840	30.170	21.298	1:09.308
7	17.612	29.581	22.229	1:09.422
8	17.482	29.973	21.861	1:09.316

Nº11 FRANCESCO ROSSINI

1		36.001	23.319	1:34.255
2	19.991	32.795	22.235	1:15.021
3	19.030	32.219	22.243	1:13.492
4	19.322	32.111	22.226	1:13.659
5	18.797	31.776	21.922	1:12.495
6	18.646	31.809	21.886	1:12.341
7	18.730	32.334	22.050	1:13.114
8	18.538	31.942	21.684	1:12.164

Nº73 PAU BLANCO

1		39.282	22.823	1:39.639
2	18.839	31.721	22.266	1:12.826
3	18.112	31.162	22.489	1:11.763
4	17.962	31.252	22.402	1:11.616
5	18.523	30.341	26.186	1:15.050
6	OUT			1:39.164
7	2:11.314	30.989	22.303	1:25.442
8	18.270	30.404	22.218	1:10.892

Nº98 JOSE ALACID

1		32.281	22.965	1:32.557
2	18.906	32.372	22.104	1:13.382
3	18.605	32.087	22.440	1:13.132
4	18.426	31.368	22.123	1:11.917
5	18.304	31.170	22.410	1:11.884
6	18.383	35.146	22.259	1:15.788
7	18.441	32.445	22.386	1:13.272

Nº114 OSCAR SOTO

1		35.721	25.591	1:44.829
2	21.019	32.709	23.574	1:17.302
3	20.202	31.376	30.837	1:22.415
4	20.821	32.021	23.138	1:15.980
5	19.398	31.403	34.161	1:24.962
6	20.904	31.150	22.803	1:14.857
7	19.267	30.723	22.341	1:12.331

Nº426 MATIAS JUAN

1		36.494	24.273	1:40.583
2	20.662	40.532	23.161	1:24.355
3	19.619	32.543	33.805	1:25.967
4	21.363	31.996	22.480	1:15.839
5	19.034	31.635	22.371	1:13.040

DD2

FREE PRACTICE 1 (FP1)

Documento 1

Resultados

Sujeto a escrutinio & investigaciones deportivas

Pos.	Nº	Nacionalidad	Piloto	Tiempo	Dif.	Interv.	Km/h	Mejor S1	Mejor S2	Mejor S3	Total	Vehiculo
1	8		TONI BLASCO	1:03.936			80.41	16.859	28.158	18.919	8	TONYKART
2	98		JOSE ALACID	1:05.943	2.007	2.007	77.96	16.832	28.292	20.196	8	TONYKART
3	4		DAVID GHERMAN	1:07.731	3.795	1.788	75.90	17.890	29.575	20.266	6	SODIKART
4	114		OSCAR SOTO	1:13.377	9.441	5.646	70.06	20.390	31.476	21.511	7	CKR
5	11		FRANCESCO ROSSINI	1:15.271	11.335	1.894	68.30	20.151	34.150	20.970	7	KART REPUBLIC
6	23		FABIAN NIELS GORRIN	1:18.350	14.414	3.079	65.61	21.279	34.150	22.921	7	MARANELLO
7	426		MATIAS JUAN	1:33.399	29.463	15.049	55.04	24.617	41.631	26.971	2	EXPRIT - TM R1
8	73		PAU BLANCO	1:46.472	42.536	13.073	48.28		41.090	26.764	1	BIREL-ART
9	14		ALEJANDRO BARAMBIO	2:34.775	1:30.839	48.303	33.21		1:26.829	30.275	1	TONYKART

Tiempo Inicio : 19/01 - 09:57:55

M. Vuelta : N°8 TONI BLASCO

1:03.936 80.41 Km/h

HIVERN KARTING 2024 (SPAIN) 19-21/01/2024

Página 1 / 1

Apex Timing GoRacing

DD2

FREE PRACTICE 1 (FP1)

Best Sectors Analysis

Valor informativo. No Oficial

S1			S2			S3			Ideal Lap Times						
Pos.	Nº	Tiempo	Pos.	Nº	Tiempo	Pos.	Nº	Tiempo	Pos.	Nº	Piloto	acionalida	Ideal Lap	Best Lap	Diff.
1	98	16.832	1	8	28.158	1	8	18.919	1	8	TONI BLASCO	ESP 	1:03.936	1:03.936	
2	8	16.859	2	98	28.292	2	98	20.196	2	98	JOSE ALACID	ESP 	1:05.320	1:05.943	0.623
3	4	17.890	3	4	29.575	3	4	20.266	3	4	DAVID GHERMAN	ESP 	1:07.731	1:07.731	
4	11	20.151	4	114	31.476	4	11	20.970	4	114	OSCAR SOTO	ESP 	1:13.377	1:13.377	
5	114	20.390	5	23	34.150	5	114	21.511	5	11	FRANCESCO ROSSINI	ESP 	1:15.271	1:15.271	
6	23	21.279	6	11	34.150	6	23	22.921	6	23	FABIAN NIELS GORRIN	ESP 	1:18.350	1:18.350	
7	426	24.617	7	73	41.090	7	73	26.764	7	426	MATIAS JUAN	ESP 	1:33.219	1:33.399	0.180
			8	426	41.631	8	426	26.971							
			9	14	1:26.829	9	14	30.275							

DD2

FREE PRACTICE 1 (FP1)

Análisis

Valor informativo. No Oficial

Vueltas	Sector 1	Sector 2	Sector 3	ipo por vuelta
Nº4 DAVID GHERMAN				
1				3:22.664
2		36.283	25.176	1:36.300
3	20.767	34.133	24.100	1:19.000
4	20.199	32.533	23.425	1:16.157
5	19.647	30.953	23.630	1:14.230
6	17.890	29.575	20.266	1:07.731

Vueltas	Sector 1	Sector 2	Sector 3	ipo por vuelta
6	21.108	33.700	22.924	1:17.732
7	20.390	31.476	21.511	1:13.377
Nº426 MATIAS JUAN				
1		41.631	29.606	1:49.170
2	24.617	41.811	26.971	1:33.399

Nº8 TONI BLASCO				
1		38.798	25.004	1:41.169
2	20.143	33.716	23.502	1:17.361
3	20.126	32.889	22.902	1:15.917
4	21.049	32.344	22.407	1:15.800
5	19.233	31.535	21.565	1:12.333
6	18.407	29.897	20.502	1:08.806
7	17.429	29.251	19.663	1:06.343
8	16.859	28.158	18.919	1:03.936

Nº11 FRANCESCO ROSSINI				
1		41.425	26.680	1:45.831
2	22.451	37.927	26.887	1:27.265
3	23.155	38.147	26.606	1:27.908
4	22.523	38.402	25.920	1:26.845
5	21.369	37.517	24.125	1:23.011
6	21.080	35.097	23.658	1:19.835
7	20.151	34.150	20.970	1:15.271

Nº14 ALEJANDRO BARAMBIO				
1		1:26.829	30.275	2:34.775

Nº23 FABIAN NIELS GORRIN				
1		42.925	27.743	1:51.704
2	24.144	40.069	27.710	1:31.923
3	24.207	41.315	27.402	1:32.924
4	23.670	38.103	25.928	1:27.701
5	22.631	37.376	24.585	1:24.592
6	21.705	36.759	24.991	1:23.455
7	21.279	34.150	22.921	1:18.350

Nº73 PAU BLANCO				
1		41.090	26.764	1:46.472

Nº98 JOSE ALACID				
1		40.182	25.718	1:43.942
2	21.023	33.848	24.692	1:19.563
3	20.224	32.859	22.935	1:16.018
4	20.320	31.856	22.704	1:14.880
5	22.786	30.557	21.128	1:18.671
6	18.819	34.607	20.661	1:14.087
7	17.677	29.390	20.196	1:07.263
8	16.832	28.292	20.819	1:05.943

Nº114 OSCAR SOTO				
1		43.316	27.259	1:51.074
2	23.002	39.895	26.538	1:29.435
3	22.357	45.724	26.921	1:35.002
4	22.492	38.047	25.484	1:26.023
5	22.025	36.162	24.212	1:22.399