

DD2 FINAL Resultados

Documento 10.1 OFICIAL

Pos.	Nacionalidad	Nº	Piloto	Total	Dif.	Interv.	M. Vuelta	Km/h	Mejor S1	Mejor S2	Mejor S3	Realización	Equipo
1	ESP	11	CARLOS HDEZ JUAN	14			55.483	92.66	14.540	24.280	16.507		100 X 100 KART
2	ESP	100	LILLO ADRIAN	14	0.412	0.412	55.346	92.88	14.524	24.272	16.476		100 X 100 KART
3	ESP	67	PERNIA GUILLERMO	14	1.834	1.422	55.448	92.71	14.506	24.322	16.497		JESUS PERNIA
4	ESP	424	CARMONA DANIEL	14	2.504	0.670	55.553	92.54	14.546	24.299	16.619		SKB COMPETICION
5	ESP	43	GHERMAN DAVID	14	3.529	1.025	55.479	92.66	14.475	24.368	16.561		DMK RACING TEAM
6	ESP	16	MENDOZA VALENTIN	14	7.040	3.511	55.554	92.54	14.483	24.487	16.518		JL LOPEZ MOTORSPORT
7	ESP	5	CASALDERREY SEBASTIAN	14	10.111	3.071	55.582	92.49	14.622	24.365	16.553	+5.000	MARQUEZ COMPETICION
8	ESP	22	RIERA ENRIC	14	12.962	2.851	56.084	91.66	14.602	24.626	16.664		ENRIC RIERA
9	ESP	4	BLANCO ANDRES	14	15.561	2.599	55.803	92.12	14.623	24.505	16.644	+5.000	C.D. KARTING ETXEBARRI
10	ITA	111	ROSSINI FRANCESCO	14	17.324	1.763	56.292	91.32	14.737	24.676	16.665		ESC. MALLORCA COMP.
11	ESP	14	VARGAS RAUL	14	17.346	0.022	55.702	92.29	14.660	24.400	16.621	+5.000	JL LOPEZ MOTORSPORT
12	ESP	25	MARIN ANDERSON	14	21.897	4.551	56.395	91.16	14.688	24.564	16.879		DMK RACING TEAM
13	ESP	66	DAVID PARRA LUIS	14	36.572	14.675	56.860	90.41	14.835	25.085	16.940		CLUB AUT. PRORALLYE
14	ESP	34	CERRO DAVID	14	43.786	7.214	57.732	89.05	15.359	24.976	17.283		100 X 100 KART
15	ESP	73	BLANCO PAU	14	49.221	5.435	58.151	88.40	15.051	24.902	17.862	+5.000	JL LOPEZ MOTORSPORT

Nº5 CASALDERREY SEBASTIAN : Art 17.33 RDK

Nº4 BLANCO ANDRES : Colisión evitable

Nº14 VARGAS RAUL : Art 17.33 RDK

Nº73 BLANCO PAU : Art 17.33 RDK

No Clasificados

	DEU	30	KOCH LUIS	1	Retirado		1:12.167	71.23	15.877	24.874	31.416		DÖRR MOTORSPORT
	ESP	18	QUILES MARC		Sin Vuelta								MARC QUILES

Tiempo Inicio : 08/12 - 14:18:57

Meteo : Soleado Aire : 11°C Pista : Seco

M. Vuelta : Nº100 LILLO ADRIAN

Evento Grabado : Nº11 CARLOS HDEZ JUAN

Lider : Nº11 CARLOS HDEZ JUAN (1-14)

55.346 92.88 Km/h

55.011 93.45 Km/h

07-08/12/2024

CRONOSYSTEM Timing Solutions

Página 1 / 1

Apex Timing GoRacing



DD2
FINAL
Vuelta a vuelta

Valor informativo. No Oficial

	1	2	3	4	5	6	7	8	9	10	11	12	13	14	15	16	17
Parilla	11	18	67	424	100	16	30	43	5	4	14	22	25	111	73	66	34
Salida	11	424	67	100	16	30	43	5	4	22	111	66	14	25	73	34	
Vuelta 1 Intervalo	11	67 0.9	424 0.0	100 0.3	43 0.6	5 0.5	22 0.8	111 0.3	4 0.0	25 0.0	16 0.3	14 0.1	73 0.4	66 0.2	34 0.3	30 10.1	
Vuelta 2	11	67 0.9	424 0.1	100 0.2	43 1.0	5 0.9	22 1.3	4 0.4	16 0.5	25 0.1	14 0.1	111 0.6	73 0.9	66 0.1	34 0.8		
Vuelta 3	11	424 1.3	100 0.0	67 0.3	43 0.8	5 0.8	22 1.7	4 0.3	16 0.2	14 1.2	25 0.4	111 0.3	73 2.4	66 0.2	34 0.8		
Vuelta 4	11	100 1.7	67 0.2	424 0.1	43 0.5	5 1.1	22 2.0	16 0.2	4 0.4	14 1.0	25 0.5	111 0.3	66 3.6	73 1.4	34 0.8		
Vuelta 5	11	100 1.9	67 0.2	424 0.2	43 0.5	5 1.1	16 2.4	22 0.4	4 0.1	14 1.3	25 0.5	111 0.2	66 4.1	73 2.9	34 1.0		
Vuelta 6	11	100 1.8	67 0.2	424 0.2	43 0.6	5 1.3	16 2.3	22 0.7	4 0.2	14 1.3	25 1.0	111 0.3	66 5.0	73 3.7	34 0.8		
Vuelta 7	11	100 1.7	67 0.3	424 0.2	43 0.5	5 1.3	16 2.3	4 1.2	22 0.3	14 1.0	25 1.5	111 0.1	66 6.4	73 4.8	34 0.1		
Vuelta 8	11	100 1.7	67 0.3	424 0.4	43 0.8	5 1.3	16 2.1	4 1.4	22 0.7	14 0.5	25 2.2	111 0.0	66 7.8	73 4.9	34 0.2		
Vuelta 9	11	100 1.7	67 0.3	424 0.4	43 1.0	5 1.3	16 2.0	4 1.7	22 1.0	14 0.1	111 2.9	25 0.2	66 9.0	73 5.9	34 0.5		
Vuelta 10	11	100 1.5	67 0.4	424 0.6	43 0.8	5 1.4	16 2.0	4 2.1	22 1.1	14 0.1	111 3.3	25 0.3	66 10.2	73 6.4	34 0.1		
Vuelta 11	11	100 1.4	67 0.6	424 0.8	43 0.8	5 1.5	16 2.0	4 2.5	22 1.0	14 0.2	111 3.6	25 0.4	66 11.9	73 6.9	34 0.0		
Vuelta 12	11	100 1.0	67 0.9	424 0.7	43 1.0	5 1.4	16 1.8	4 2.9	22 1.2	14 0.1	111 4.1	25 0.9	66 13.9	73 7.6	34 0.1		
Vuelta 13	11	100 0.5	67 1.3	424 0.5	43 1.1	5 1.5	16 1.8	4 3.2	22 1.6	14 0.0	111 4.3	25 1.8	66 15.2	73 7.2	34 0.1		
Vuelta 14	11	100 0.4	67 1.4	424 0.6	43 1.0	5 1.5	16 1.9	4 3.5	14 1.7	22 0.6	111 4.3	25 4.5	66 14.6	34 7.2	73 0.4		



DD2

FINAL Análisis

Valor informativo. No Oficial

Vueltas	Sector 1	Sector 2	Sector 3	ipo por vuelta	Vueltas	Sector 1	Sector 2	Sector 3	ipo por vuelta	Vueltas	Sector 1	Sector 2	Sector 3	ipo por vuelta
Nº4 BLANCO ANDRES					Nº16 MENDOZA VALENTIN					Nº30 KOCH LUIS				
1	15.999	24.961	19.069	1:00.029	3	14.786	25.225	16.898	56.909	6	14.803	24.812	17.018	56.633
2	15.436	24.890	16.832	57.158	4	14.880	24.595	16.918	56.393	7	14.688	24.804	17.011	56.503
3	14.834	24.695	16.767	56.296	5	14.847	24.655	16.885	56.387	8	14.800	24.823	17.028	56.651
4	14.903	25.140	16.797	56.840	6	14.913	24.530	16.690	56.133	9	14.997	24.785	16.879	56.661
5	14.772	24.542	16.822	56.136	7	14.708	24.655	16.661	56.024	10	14.855	24.708	16.959	56.522
6	14.764	24.606	16.747	56.117	8	14.678	24.525	16.698	55.901	11	14.971	24.653	16.993	56.617
7	14.623	24.662	16.743	56.028	9	14.681	24.400	16.621	55.702	12	14.980	24.912	17.378	57.270
8	14.655	24.604	16.644	55.903	10	14.660	24.593	16.840	56.093	13	15.018	24.984	17.555	57.557
9	14.636	24.517	16.650	55.803	11	14.727	24.689	16.769	56.185	14	15.681	25.517	18.520	59.718
10	14.780	24.505	16.747	56.032	12	14.810	24.629	16.804	56.243	Nº34 GERRO DAVID				
11	14.789	24.684	16.727	56.200	13	14.908	24.592	17.009	56.509	1	15.877	24.874	31.416	1:12.167
12	14.742	24.586	16.798	56.126	14	14.754	24.753	16.840	56.347	2	16.567	25.979	17.838	1:00.384
13	14.886	24.586	16.754	56.226	Nº22 RIERA ENRIC					3	15.628	25.811	17.638	59.077
14	14.859	24.568	16.827	56.254	1	16.088	24.969	19.742	1:00.799	4	15.472	25.539	17.649	58.660
Nº5 CASALDERREY SEBASTIAN					Nº25 MARIN ANDERSON					Nº34 GERRO DAVID				
1	16.248	25.036	17.492	58.776	1	16.195	25.380	17.649	59.224	5	14.835	25.085	16.940	56.860
2	15.025	24.851	16.727	56.603	2	15.151	25.139	17.584	57.874	6	14.899	25.579	17.150	57.628
3	14.740	24.633	16.682	56.055	3	14.833	25.759	16.917	57.509	Nº43 GHERMAN DAVID				
4	14.853	24.669	16.647	56.169	4	14.801	24.914	16.805	56.520	1	16.038	25.180	17.154	58.372
5	14.678	24.448	16.677	55.803	5	14.815	25.053	16.771	56.639	2	14.666	24.806	16.748	56.220
6	14.705	24.466	16.681	55.852	6	14.602	24.711	16.771	56.084	3	14.706	24.697	16.683	56.086
7	14.641	24.502	16.633	55.776	7	14.613	25.056	16.919	56.588	4	14.697	24.630	16.561	55.888
8	14.679	24.476	16.700	55.855	8	14.738	24.909	16.676	56.323	5	14.567	24.573	16.665	55.805
9	14.721	24.419	16.553	55.693	9	14.739	24.701	16.664	56.104	6	14.576	24.520	16.599	55.695
10	14.622	24.365	16.595	55.582	10	14.663	24.626	16.815	56.104	7	14.475	24.554	16.665	55.694
11	14.632	24.467	16.701	55.800	11	14.704	24.663	16.795	56.162	8	14.665	24.609	16.624	55.898
12	14.711	24.521	16.720	55.952	12	14.700	24.656	16.948	56.304	9	14.563	24.495	16.619	55.677
13	14.797	24.443	16.678	55.918	13	14.880	24.782	16.954	56.616	10	14.547	24.368	16.564	55.479
14	14.753	24.487	16.667	55.907	14	15.075	24.800	17.123	56.998	11	14.549	24.419	16.771	55.739
Nº11 CARLOS HDEZ JUAN					Nº25 MARIN ANDERSON					Nº43 GHERMAN DAVID				
1	15.522	24.775	16.685	56.982	1	16.195	25.380	17.649	59.224	12	14.685	24.529	16.838	56.052
2	14.662	24.739	16.588	55.989	2	15.151	25.139	17.584	57.874	13	14.661	24.460	16.708	55.829
3	14.648	24.547	16.556	55.751	3	14.833	25.759	16.917	57.509	14	14.644	24.496	16.706	55.846
4	14.625	24.487	16.585	55.697	4	14.801	24.914	16.805	56.520	Nº66 DAVID PARRA LUIS				
5	14.559	24.406	16.611	55.576	5	14.815	25.053	16.771	56.639	1	16.668	25.668	18.316	1:00.652
6	14.653	24.521	16.542	55.716	6	14.602	24.711	16.771	56.084	2	15.291	25.711	17.511	58.513
7	14.628	24.489	16.571	55.688	7	14.613	25.056	16.919	56.588	3	15.505	25.099	18.107	58.711
8	14.540	24.399	16.544	55.483	8	14.738	24.909	16.676	56.323	4	15.132	25.231	17.068	57.431
9	14.589	24.388	16.546	55.523	9	14.739	24.701	16.664	56.104	5	14.835	25.085	16.940	56.860
10	14.568	24.280	16.672	55.520	10	14.663	24.626	16.815	56.104	6	14.899	25.579	17.150	57.628
11	14.550	24.438	16.507	55.495	11	14.704	24.663	16.795	56.162	Nº43 GHERMAN DAVID				
12	14.637	24.499	16.900	56.036	12	14.700	24.656	16.948	56.304	1	16.038	25.180	17.154	58.372
13	14.819	24.493	16.818	56.130	13	14.880	24.782	16.954	56.616	2	14.666	24.806	16.748	56.220
14	14.719	24.451	16.634	55.804	14	15.075	24.800	17.123	56.998	3	14.706	24.697	16.683	56.086
Nº14 VARGAS RAUL					Nº25 MARIN ANDERSON					Nº43 GHERMAN DAVID				
1	16.697	25.180	17.939	59.816	1	16.195	25.380	17.649	59.224	4	14.697	24.630	16.561	55.888
2	15.560	25.129	16.870	57.559	2	15.151	25.139	17.584	57.874	5	14.567	24.573	16.665	55.805

07-08/12/2024

CRONOSYSTEM Timing Solutions

Apex Timing GoRacing 



DD2

FINAL Análisis

Valor informativo. No Oficial

Vueltas	Sector 1	Sector 2	Sector 3	ipo por vuelta	Vueltas	Sector 1	Sector 2	Sector 3	ipo por vuelta
7	14.999	25.316	17.336	57.651	10	14.598	24.272	16.476	55.346
8	15.170	25.478	17.371	58.019	11	14.529	24.326	16.548	55.403
9	15.153	25.398	17.232	57.783	12	14.574	24.408	16.636	55.618
10	15.067	25.257	17.383	57.707	13	14.696	24.346	16.536	55.578
11	15.217	25.591	17.543	58.351	14	14.646	24.377	16.673	55.696
12	15.243	26.126	17.866	59.235	Nº111 ROSSINI FRANCESCO				
13	15.600	25.461	17.771	58.832	1	16.334	25.331	17.893	59.558
14	15.479	25.906	17.804	59.189	2	15.932	25.607	17.243	58.782
Nº67 PERNIA GUILLERMO					3	14.841	25.110	17.076	57.027
1	15.540	25.191	16.945	57.676	4	14.830	24.791	16.887	56.508
2	14.665	24.648	16.673	55.986	5	14.851	24.821	16.665	56.337
3	14.985	24.961	16.659	56.605	6	14.854	24.972	16.863	56.689
4	14.771	24.596	16.574	55.941	7	14.737	24.822	16.766	56.325
5	14.658	24.499	16.636	55.793	8	14.997	24.851	16.727	56.575
6	14.607	24.407	16.569	55.583	9	14.763	24.743	16.786	56.292
7	14.604	24.540	16.589	55.733	10	14.877	24.676	16.923	56.476
8	14.566	24.393	16.497	55.456	11	14.841	24.739	16.884	56.464
9	14.506	24.491	16.511	55.508	12	14.899	24.948	16.954	56.801
10	14.628	24.322	16.498	55.448	13	15.000	24.807	16.881	56.688
11	14.561	24.412	16.603	55.576	14	15.055	24.851	17.074	56.980
12	14.623	24.624	16.696	55.943	Nº424 CARMONA DANIEL				
13	14.775	24.576	16.602	55.953	1	15.779	24.925	17.084	57.788
14	14.657	24.519	16.637	55.813	2	14.826	24.546	16.646	56.018
Nº73 BLANCO PAU					3	14.872	24.502	16.726	56.100
1	16.517	25.519	17.991	1:00.027	4	15.105	24.803	16.619	56.527
2	15.323	25.525	17.862	58.710	5	14.628	24.498	16.681	55.807
3	15.205	25.082	18.229	58.516	6	14.593	24.386	16.625	55.604
4	15.509	25.257	18.414	59.180	7	14.598	24.470	16.731	55.799
5	15.208	25.052	18.082	58.342	8	14.554	24.367	16.661	55.582
6	15.131	25.165	18.128	58.424	9	14.546	24.346	16.661	55.553
7	15.389	25.134	18.245	58.768	10	14.561	24.299	16.754	55.614
8	15.092	25.007	18.054	58.153	11	14.578	24.501	16.700	55.779
9	15.320	25.110	18.328	58.758	12	14.703	24.387	16.749	55.839
10	15.051	24.916	18.184	58.151	13	14.677	24.425	16.666	55.768
11	15.358	25.084	18.500	58.942	14	14.645	24.422	16.870	55.937
12	15.836	25.621	18.444	59.901	Nº100 LILLO ADRIAN				
13	15.220	24.902	18.347	58.469	1	15.879	24.790	17.367	58.036
14	15.357	25.186	19.000	59.543	2	14.729	24.588	16.554	55.871
Nº100 LILLO ADRIAN					3	14.792	24.613	16.554	55.959
1	15.879	24.790	17.367	58.036	4	14.789	24.615	16.583	55.987
2	14.729	24.588	16.554	55.871	5	14.695	24.433	16.650	55.778
3	14.792	24.613	16.554	55.959	6	14.604	24.416	16.616	55.636
4	14.789	24.615	16.583	55.987	7	14.635	24.461	16.515	55.611
5	14.695	24.433	16.650	55.778	8	14.524	24.367	16.534	55.425
6	14.604	24.416	16.616	55.636	9	14.558	24.413	16.583	55.554
7	14.635	24.461	16.515	55.611					
8	14.524	24.367	16.534	55.425					
9	14.558	24.413	16.583	55.554					

07-08/12/2024

CRONOSYSTEM Timing Solutions

Página 2 / 2

Apex Timing GoRacing 



DD2

FINAL
Parrilla de Salida

Sujeto a escrutinio & investigaciones deportivas

34 CERRO DAVID		9	66 DAVID PARRA LUIS	
73 BLANCO PAU		8	111 ROSSINI FRANCESCO	
25 MARIN ANDERSON		7	22 RIERA ENRIC	
14 VARGAS RAUL		6	4 BLANCO ANDRES	
5 CASALDERREY SEBASTIAN		5	43 GHERMAN DAVID	
30 KOCH LUIS		4	16 MENDOZA VALENTIN	
100 LILLO ADRIAN		3	424 CARMONA DANIEL	
67 PERNIA GUILLERMO		2	18 QUILES MARC	
11 CARLOS HDEZ JUAN		1		

POLE POSITION




43 5 POSICIONES PARRILLA Art 1.11

Salida : 08/12 - 14:15 14 Total = 19.992 km

07-08/12/2024

CRONOSYSTEM Timing Solutions

Página 1 / 1

Apex Timing GoRacing 



DD2
**FUSION Q+H+PF (F Q+H+PF)
Resultados**
Documento 11

Pos.	Nº	Nacionalidad	Piloto	Q1	HEAT	P-FINAL	Puntos	Equipo
1	11		CARLOS HDEZ JUAN	4	0	0	4	100 X 100 KART
2	18		QUILES MARC	0	4	4	8	MARC QUILES
3	43		GHERMAN DAVID	3	2	7	12	DMK RACING TEAM
4	67		PERNIA GUILLERMO	2	9	2	13	JESUS PERNIA
5	424		CARMONA DANIEL	5	3	5	13	SKB COMPETICION
6	100		LILLO ADRIAN	6	7	3	16	100 X 100 KART
7	16		MENDOZA VALENTIN	7	5	6	18	JL LOPEZ MOTORSPORT
8	30		KOCH LUIS	9	6	11	26	DÖRR MOTORSPORT
9	5		CASALDERREY SEBASTIAN	8	11	8	27	MARQUEZ COMPETICION
10	4		BLANCO ANDRES	11	8	9	28	C.D. KARTING ETXEBARRI
11	14		VARGAS RAUL	10	12	10	32	JL LOPEZ MOTORSPORT
12	22		RIERA ENRIC	12	10	12	34	ENRIC RIERA
13	25		MARIN ANDERSON	13	14	13	40	DMK RACING TEAM
14	111		ROSSINI FRANCESCO	14	17	14	45	ESC. MALLORCA COMP.
15	73		BLANCO PAU	17	13	15	45	JL LOPEZ MOTORSPORT
16	66		DAVID PARRA LUIS	15	15	16	46	CLUB AUT. PRORALLYE
17	34		CERRO DAVID	16	16	17	49	100 X 100 KART



DD2
**PRE FINAL (P-FINAL)
Resultados**
Documento 9 OFICIAL

Pos.	Nacionalidad	Nº	Piloto	Total	Dif.	Interv.	M. Vuelta	Km/h	Mejor S1	Mejor S2	Mejor S3	Equipo
1		11	CARLOS HDEZ JUAN	9			55.011	93.45	14.442	24.178	16.391	100 X 100 KART
2		67	PERNIA GUILLERMO	9	1.760	1.760	55.209	93.12	14.433	24.240	16.461	JESUS PERNIA
3		100	LILLO ADRIAN	9	2.852	1.092	55.162	93.19	14.509	24.251	16.386	100 X 100 KART
4		18	QUILES MARC	9	2.908	0.056	55.178	93.17	14.460	24.219	16.402	MARC QUILES
5		424	CARMONA DANIEL	9	4.778	1.870	55.124	93.26	14.413	24.137	16.551	SKB COMPETICION
6		16	MENDOZA VALENTIN	9	5.299	0.521	55.364	92.85	14.490	24.315	16.449	JL LOPEZ MOTORSPORT
7		43	GHERMAN DAVID	9	5.826	0.527	55.674	92.34	14.531	24.496	16.548	DMK RACING TEAM
8		5	CASALDERREY SEBASTIAN	9	7.811	1.985	55.549	92.55	14.536	24.458	16.491	MARQUEZ COMPETICION
9		4	BLANCO ANDRES	9	8.249	0.438	55.611	92.44	14.550	24.366	16.537	C.D. KARTING ETXEBARRI
10		14	VARGAS RAUL	9	8.839	0.590	55.499	92.63	14.543	24.350	16.516	JL LOPEZ MOTORSPORT
11		30	KOCH LUIS	9	9.100	0.261	55.799	92.13	14.644	24.342	16.616	DÖRR MOTORSPORT
12		22	RIERA ENRIC	9	12.837	3.737	55.652	92.37	14.584	24.437	16.558	ENRIC RIERA
13		25	MARIN ANDERSON	9	15.579	2.742	56.118	91.61	14.641	24.592	16.839	DMK RACING TEAM
14		111	ROSSINI FRANCESCO	9	15.730	0.151	56.098	91.64	14.598	24.635	16.637	ESC. MALLORCA COMP.
15		73	BLANCO PAU	9	18.675	2.945	56.827	90.46	14.822	24.598	16.909	JL LOPEZ MOTORSPORT
16		66	DAVID PARRA LUIS	9	19.367	0.692	56.617	90.80	14.591	24.855	16.850	CLUB AUT. PRORALLYE
17		34	CERRO DAVID	9	35.073	15.706	58.481	87.91	15.578	25.291	17.384	100 X 100 KART

Lider : N°11 CARLOS HDEZ JUAN (1-9)

Tiempo Inicio : 08/12 - 11:06:18

M. Vuelta : N°11 CARLOS HDEZ JUAN

55.011 93.45 Km/h

Meteo : Soleado Aire : 11°C Pista : Seco

Record anterior : N°18 QUILES MARC

55.164 93.19 Km/h

07-08/12/2024

Página 1 / 1

CRONOSYSTEM Timing Solutions

Apex Timing GoRacing



DD2
PRE FINAL (P-FINAL)

Valor informativo. No Oficial

Vuelta a vuelta

	1	2	3	4	5	6	7	8	9	10	11	12	13	14	15	16	17
Parilla	11	18	43	424	67	16	100	30	4	5	22	14	25	73	66	111	34
Salida	11	43	18	424	67	100	16	30	5	4	14	22	73	111	25	66	34
Vuelta 1 Intervalo	11	43 0.4	67 0.1	18 0.1	100 0.3	16 0.3	30 0.8	4 0.6	5 0.1	424 0.4	73 0.2	14 0.4	22 0.0	25 0.5	111 0.1	66 0.3	34 1.2
Vuelta 2	11	67 0.7	18 0.3	43 0.1	100 0.2	16 0.3	30 1.2	4 0.1	424 0.4	5 0.3	14 1.4	73 0.5	25 0.1	22 0.1	111 0.2	66 0.7	34 2.5
Vuelta 3	11	67 0.8	18 0.4	100 0.1	43 0.2	16 0.1	30 1.7	424 0.1	4 0.2	5 0.3	14 1.5	25 1.9	73 0.1	22 0.1	111 0.3	66 0.3	34 4.0
Vuelta 4	11	67 0.9	18 0.5	100 0.2	43 0.5	16 0.1	424 1.2	5 1.2	4 0.3	30 0.1	14 1.0	22 2.6	25 0.3	73 0.4	111 0.0	66 0.5	34 5.7
Vuelta 5	11	67 1.0	18 0.7	100 0.1	43 1.0	16 0.0	424 0.9	5 1.6	4 0.1	30 0.3	14 0.9	22 2.8	25 0.7	111 0.3	73 0.6	66 0.3	34 7.9
Vuelta 6	11	67 1.0	18 0.6	100 0.2	16 1.3	43 0.2	424 0.3	5 2.4	4 0.3	30 0.1	14 0.5	22 3.0	25 1.2	111 0.5	73 1.2	66 0.3	34 9.9
Vuelta 7	11	67 1.2	18 0.6	100 0.1	16 1.7	424 0.3	43 0.1	5 2.6	4 0.2	30 0.3	14 0.2	22 3.1	25 1.6	111 0.5	73 1.8	66 0.1	34 12.0
Vuelta 8	11	67 1.3	18 0.7	100 0.1	424 2.2	16 0.5	43 0.2	5 2.1	4 0.3	30 0.5	14 0.0	22 3.3	25 2.1	111 0.3	73 2.7	66 0.2	34 13.8
Vuelta 9	11	67 1.7	100 1.0	18 0.0	424 1.8	16 0.5	43 0.5	5 1.9	4 0.4	14 0.5	30 0.2	22 3.7	25 2.7	111 0.1	73 2.9	66 0.6	34 15.7



DD2

PRE FINAL (P-FINAL)

Análisis

Valor informativo. No Oficial

Vueltas	Sector 1	Sector 2	Sector 3	ipo por vuelta	Vueltas	Sector 1	Sector 2	Sector 3	ipo por vuelta	Vueltas	Sector 1	Sector 2	Sector 3	ipo por vuelta
Nº4 BLANCO ANDRES					Nº18 QUILES MARC					Nº43 GHERMAN DAVID				
1	16.797	25.461	16.783	59.041	8	14.816	25.045	16.565	56.426	6	15.849	25.356	17.610	58.815
2	14.671	24.478	16.715	55.864	9	14.490	24.349	16.525	55.364	7	15.749	25.488	17.485	58.722
3	14.675	24.966	16.537	56.178	1	16.005	24.738	16.545	57.288	8	15.922	25.320	17.603	58.845
4	14.715	25.153	16.624	56.492	2	14.724	24.693	16.608	56.025	9	15.894	25.793	17.464	59.151
5	14.608	24.509	16.558	55.675	3	14.533	24.474	16.587	55.594	Nº43 GHERMAN DAVID				
6	14.695	24.689	16.686	56.070	4	14.610	24.389	16.402	55.401	1	15.616	24.659	16.736	57.011
7	14.674	24.366	16.571	55.611	5	14.489	24.411	16.521	55.421	2	14.900	24.896	16.647	56.443
8	14.550	24.479	16.585	55.614	6	14.460	24.219	16.499	55.178	3	14.628	24.665	16.572	55.865
9	14.621	24.394	16.668	55.683	7	14.479	24.309	16.448	55.236	4	14.554	24.569	16.625	55.748
Nº5 CASALDERREY SEBASTIAN					Nº22 RIERA ENRIC					Nº66 DAVID PARRA LUIS				
1	16.449	25.986	16.802	59.237	8	14.548	24.334	16.449	55.331	6	14.780	24.496	16.548	55.824
2	14.798	24.990	16.668	56.456	9	14.481	24.726	16.721	55.928	7	14.560	24.613	16.599	55.772
3	14.681	24.628	16.491	55.800	1	17.359	25.571	17.321	1:00.251	8	14.531	24.971	16.649	56.151
4	14.636	24.589	16.578	55.803	2	14.752	25.675	17.229	57.656	9	14.582	24.509	16.583	55.674
5	14.619	24.541	16.676	55.836	3	15.141	24.929	17.215	57.285	Nº66 DAVID PARRA LUIS				
6	14.680	24.635	16.606	55.921	4	14.737	24.765	16.652	56.154	1	17.356	25.948	17.216	1:00.520
7	14.649	24.458	16.540	55.647	5	14.605	24.697	16.636	55.938	2	15.160	25.440	17.076	57.676
8	14.536	24.460	16.600	55.596	6	14.597	24.497	16.558	55.652	3	14.817	25.019	17.117	56.953
9	14.549	24.481	16.519	55.549	7	14.609	24.437	16.614	55.660	4	14.761	25.078	16.943	56.782
Nº11 CARLOS HDEZ JUAN					Nº25 MARIN ANDERSON					Nº73 BLANCO PAU				
1	15.597	24.599	16.552	56.748	8	14.584	24.517	16.741	55.842	6	15.011	24.893	16.929	56.833
2	14.641	24.433	16.555	55.629	9	14.686	24.563	17.028	56.277	7	14.912	24.855	16.850	56.617
3	14.535	24.248	16.561	55.344	Nº25 MARIN ANDERSON					8	14.591	25.496	16.978	57.065
4	14.576	24.257	16.415	55.248	1	17.185	25.753	17.241	1:00.179	9	15.145	25.045	17.107	57.297
5	14.464	24.310	16.412	55.186	2	14.954	24.911	17.126	56.991	Nº73 BLANCO PAU				
6	14.465	24.207	16.568	55.240	3	14.753	25.162	17.212	57.127	1	15.806	24.664	16.558	57.028
7	14.442	24.178	16.391	55.011	4	14.808	25.097	16.875	56.780	2	14.648	24.502	16.679	55.829
8	14.463	24.223	16.434	55.120	5	14.729	24.738	16.881	56.348	3	14.689	24.352	16.467	55.508
9	14.461	24.224	16.445	55.130	6	14.703	24.592	16.839	56.134	4	14.507	24.300	16.462	55.269
Nº14 VARGAS RAUL					Nº30 KOCH LUIS					Nº73 BLANCO PAU				
1	16.964	25.670	17.572	1:00.206	7	14.641	24.610	16.867	56.118	5	14.465	24.341	16.499	55.305
2	15.057	25.032	16.728	56.817	8	14.695	24.694	16.978	56.367	6	14.504	24.240	16.465	55.209
3	14.757	24.437	16.705	55.899	9	14.874	24.893	17.053	56.820	7	14.433	24.244	16.580	55.257
4	14.691	24.491	16.595	55.777	Nº30 KOCH LUIS					8	14.527	24.274	16.461	55.262
5	14.620	24.524	16.572	55.716	1	16.616	24.832	17.077	58.525	9	14.534	24.272	16.695	55.501
6	14.557	24.383	16.559	55.499	2	14.846	24.629	16.881	56.356	Nº73 BLANCO PAU				
7	14.543	24.468	16.580	55.591	3	14.653	24.440	16.863	55.956	1	17.113	25.312	17.273	59.698
8	14.685	24.400	16.516	55.601	4	14.950	25.415	16.700	57.065	2	14.975	25.701	17.156	57.832
9	14.671	24.350	16.610	55.631	5	14.711	24.465	16.657	55.833	3	15.047	25.122	17.286	57.455
Nº16 MENDOZA VALENTIN					Nº34 CERRO DAVID					Nº100 LILLO ADRIAN				
1	16.317	24.825	16.659	57.801	6	14.645	24.539	16.721	55.905	6	14.869	24.598	17.367	56.834
2	14.612	24.646	16.724	55.982	7	14.661	24.342	16.827	55.830	7	14.959	24.736	17.175	56.870
3	14.604	24.402	16.449	55.455	8	14.644	24.374	16.781	55.799	8	14.963	24.887	17.138	56.988
4	14.675	24.487	16.553	55.715	9	14.830	24.512	16.616	55.958	9	14.822	24.769	17.236	56.827
5	14.613	24.541	16.621	55.775	Nº34 CERRO DAVID					Nº100 LILLO ADRIAN				
6	14.584	24.315	16.625	55.524	1	17.218	26.204	18.038	1:01.460	1	16.217	24.685	16.592	57.494
7	14.499	24.477	16.527	55.503	2	15.962	25.499	17.432	58.893	2	14.569	24.641	16.818	56.028
					3	15.806	25.291	17.384	58.481	3	14.596	24.321	16.408	55.325
					4	15.578	25.485	17.451	58.514					
					5	15.844	25.457	17.691	58.992					



DD2

PRE FINAL (P-FINAL)

Análisis

Valor informativo. No Oficial

Vueltas	Sector 1	Sector 2	Sector 3	po por vuelta
4	14.686	24.370	16.444	55.500
5	14.509	24.425	16.390	55.324
6	14.578	24.316	16.386	55.280
7	14.514	24.251	16.397	55.162
8	14.558	24.299	16.448	55.305
9	14.624	24.369	16.749	55.742

Nº111 ROSSINI FRANCESCO

1	17.061	26.149	17.108	1:00.318
2	15.177	25.043	17.027	57.247
3	15.073	25.091	17.226	57.390
4	14.775	24.927	16.891	56.593
5	14.865	24.772	16.637	56.274
6	14.703	24.686	16.853	56.242
7	14.598	24.749	16.857	56.204
8	14.802	24.635	16.661	56.098
9	14.701	25.058	16.894	56.653

Nº424 CARMONA DANIEL

1	18.090	25.030	16.960	1:00.080
2	14.677	24.342	16.648	55.667
3	14.533	24.375	16.571	55.479
4	14.423	24.137	16.629	55.189
5	14.575	24.237	16.648	55.460
6	14.428	24.145	16.551	55.124
7	14.413	24.257	16.573	55.243
8	14.550	24.327	16.669	55.546
9	14.534	24.200	16.667	55.401



DD2

PRE FINAL (P-FINAL)
Parrilla de Salida

Sujeto a escrutinio & investigaciones deportivas

34 CERRO DAVID		9	111 ROSSINI FRANCESCO	
66 DAVID PARRA LUIS		8	73 BLANCO PAU	
25 MARIN ANDERSON		7	14 VARGAS RAUL	
22 RIERA ENRIC		6	5 CASALDERREY SEBASTIAN	
4 BLANCO ANDRES		5	30 KOCH LUIS	
100 LILLO ADRIAN		4	16 MENDOZA VALENTIN	
67 PERNIA GUILLERMO		3	424 CARMONA DANIEL	
43 GHERMAN DAVID		2	18 QUILES MARC	
11 CARLOS HDEZ JUAN		1		

POLE POSITION



Salida : 08/12 - 11:00 9 Total = 12.852 km

07-08/12/2024

CRONOSYSTEM Timing Solutions

Página 1 / 1

Apex Timing GoRacing 



DD2
**WARM UP 2 (W-UP 2)
Resultados**
Documento 8

Pos.	Nº	Nacionalidad	Piloto	Sector 1	Sector 2	Sector 3	Tiempo	Dif.	Km/h	Total	Equipo
1	100	ESP	LILLO ADRIAN	14.463	24.239	16.376	55.078		93.34	9	100 X 100 KART
2	11	ESP	CARLOS HDEZ JUAN	14.407	24.223	16.469	55.099	0.021	93.30	9	100 X 100 KART
3	43	ESP	GHERMAN DAVID	14.458	24.310	16.534	55.302	0.224	92.96	9	DMK RACING TEAM
4	424	ESP	CARMONA DANIEL	14.502	24.327	16.517	55.346	0.268	92.88	10	SKB COMPETICION
5	18	ESP	QUILES MARC	14.549	24.295	16.507	55.351	0.273	92.88	9	MARC QUILES
6	14	ESP	VARGAS RAUL	14.632	24.293	16.611	55.536	0.458	92.57	9	JL LOPEZ MOTORSPORT
7	16	ESP	MENDOZA VALENTIN	14.604	24.522	16.479	55.605	0.527	92.45	6	JL LOPEZ MOTORSPORT
8	4	ESP	BLANCO ANDRES	14.693	24.416	16.583	55.692	0.614	92.31	9	C.D. KARTING ETXEBARRI
9	30	DEU	KOCH LUIS	14.611	24.485	16.725	55.821	0.743	92.09	9	DÖRR MOTORSPORT
10	22	ESP	RIERA ENRIC	14.762	24.436	16.723	55.921	0.843	91.93	7	ENRIC RIERA
11	5	ESP	CASALDERREY SEBASTIAN	14.664	24.639	16.630	55.933	0.855	91.91	9	MARQUEZ COMPETICION
12	111	ITA	ROSSINI FRANCESCO	14.722	24.572	16.854	56.148	1.070	91.56	9	ESC. MALLORCA COMP.
13	73	ESP	BLANCO PAU	14.719	24.758	16.955	56.432	1.354	91.10	7	JL LOPEZ MOTORSPORT
14	67	ESP	PERNIA GUILLERMO	14.938	25.215	16.492	56.645	1.567	90.75	3	JESUS PERNIA
15	66	ESP	DAVID PARRA LUIS	14.812	24.997	16.955	56.764	1.686	90.56	7	CLUB AUT. PRORALLYE
16	25	ESP	MARIN ANDERSON	16.156	26.581	18.464	1:01.201	6.123	84.00	1	DMK RACING TEAM
17	34	ESP	CERRO DAVID	17.166	27.424	18.502	1:03.092	8.014	81.48	5	100 X 100 KART

Tiempo Inicio : 08/12 - 08:59:59
M. Vuelta : N°100 LILLO ADRIAN
55.078 93.34 Km/h
Meteo : Nublado Aire : 8°C Pista : Seco
Evento Grabado : N°18 QUILES MARC
55.164 93.19 Km/h

07-08/12/2024

Página 1 / 1

CRONOSYSTEM Timing Solutions

Apex Timing GoRacing



DD2

WARM UP 2 (W-UP 2) Best Sectors Analysis

Valor informativo. No Oficial

S1			S2			S3			Ideal Lap Times						
Pos.	Nº	Tiempo	Pos.	Nº	Tiempo	Pos.	Nº	Tiempo	Pos.	Nº	Piloto	acionalida	Ideal Lap	Best Lap	Diff.
1	11	14.407	1	11	24.161	1	100	16.376	1	11	CARLOS HDEZ JUAN	ESP	55.027	55.099	0.072
2	43	14.458	2	100	24.197	2	16	16.421	2	100	LILLO ADRIAN	ESP	55.036	55.078	0.042
3	100	14.463	3	43	24.285	3	18	16.451	3	43	GHERMAN DAVID	ESP	55.259	55.302	0.043
4	424	14.502	4	14	24.293	4	11	16.459	4	18	QUILES MARC	ESP	55.295	55.351	0.056
5	18	14.549	5	18	24.295	5	67	16.492	5	424	CARMONA DANIEL	ESP	55.319	55.346	0.027
6	30	14.588	6	424	24.300	6	4	16.505	6	14	VARGAS RAUL	ESP	55.470	55.536	0.066
7	16	14.604	7	4	24.416	7	43	16.516	7	16	MENDOZA VALENTIN	ESP	55.504	55.605	0.101
8	4	14.609	8	22	24.436	8	424	16.517	8	4	BLANCO ANDRES	ESP	55.530	55.692	0.162
9	14	14.632	9	30	24.469	9	14	16.545	9	22	RIERA ENRIC	ESP	55.729	55.921	0.192
10	5	14.664	10	16	24.479	10	5	16.596	10	30	KOCH LUIS	DEU	55.782	55.821	0.039
11	22	14.676	11	111	24.572	11	22	16.617	11	5	CASALDERREY SEBASTIAN	ESP	55.868	55.933	0.065
12	111	14.692	12	5	24.608	12	111	16.688	12	111	ROSSINI FRANCESCO	ITA	55.952	56.148	0.196
13	73	14.719	13	73	24.758	13	30	16.725	13	73	BLANCO PAU	ESP	56.307	56.432	0.125
14	66	14.812	14	66	24.997	14	73	16.830	14	67	PERNIA GUILLERMO	ESP	56.645	56.645	
15	67	14.938	15	67	25.215	15	66	16.911	15	66	DAVID PARRA LUIS	ESP	56.720	56.764	0.044
16	25	16.156	16	25	26.581	16	25	18.464	16	25	MARIN ANDERSON	ESP	1:01.201	1:01.201	
17	34	17.070	17	34	27.374	17	34	18.502	17	34	CERRO DAVID	ESP	1:02.946	1:03.092	0.146



DD2

WARM UP 2 (W-UP 2)

Análisis

Valor informativo. No Oficial

Vueltas	Sector 1	Sector 2	Sector 3	ipo por vuelta	Vueltas	Sector 1	Sector 2	Sector 3	ipo por vuelta	Vueltas	Sector 1	Sector 2	Sector 3	ipo por vuelta
Nº4 BLANCO ANDRES					Nº18 QUILES MARC					Nº66 DAVID PARRA LUIS				
1	15.639	25.279	16.904	57.822	1	16.478	25.859	16.811	59.148	1	17.389	26.644	17.667	1:01.700
2	15.016	24.847	16.663	56.526	2	14.765	24.571	16.554	55.890	2	15.270	25.316	17.033	57.619
3	14.760	24.637	16.573	55.970	3	14.616	24.588	16.579	55.783	3	15.054	25.410	17.085	57.549
4	14.764	24.596	16.578	55.938	4	14.763	24.555	16.506	55.824	4	14.915	25.201	17.062	57.178
5	18.447	24.629	16.567	59.643	5	14.622	24.432	16.544	55.598	5	14.836	25.136	16.911	56.883
6	14.609	25.051	16.633	56.293	6	14.551	24.619	16.538	55.708	6	14.902	25.013	17.054	56.969
7	14.693	24.416	16.583	55.692	7	14.578	24.415	16.478	55.471	7	14.812	24.997	16.955	56.764
8	14.651	24.709	20.051	59.411	8	14.549	24.295	16.507	55.351	Nº67 PERNIA GUILLERMO				
9	15.154	24.456	16.505	56.115	9	14.592	24.355	16.451	55.398	1	18.191	30.026	21.273	1:09.490
Nº5 CASALDERREY SEBASTIAN					Nº22 RIERA ENRIC					Nº73 BLANCO PAU				
1	18.926	33.404	19.470	1:11.800	1	15.047	24.955	16.852	56.854	1	16.811	25.591	17.110	59.512
2	15.674	25.073	16.882	57.629	2	14.790	24.650	16.820	56.260	2	15.117	24.927	16.959	57.003
3	14.834	24.886	16.820	56.540	3	14.676	24.659	16.896	56.231	3	14.978	24.847	16.941	56.766
4	14.827	24.673	16.596	56.096	4	14.811	25.748	18.088	58.647	4	14.796	24.852	16.830	56.478
5	14.727	24.608	16.639	55.974	5	14.730	24.620	16.617	55.967	5	14.719	24.758	16.955	56.432
6	14.664	24.639	16.630	55.933	6	16.953	24.630	16.631	58.214	6	1:35.167	25.540	17.015	2:17.722
7	15.023	35.795	17.909	1:08.727	7	14.762	24.436	16.723	55.921	7	14.998	24.911	17.132	57.041
8	14.821	24.753	16.900	56.474	Nº25 MARIN ANDERSON					Nº100 LILLO ADRIAN				
9	17.646	26.023	16.721	1:00.390	1	16.156	26.581	18.464	1:01.201	1	15.000	24.581	16.585	56.166
Nº11 CARLOS HDEZ JUAN					Nº30 KOCH LUIS					Nº111 ROSSINI FRANCESCO				
1	14.689	24.619	16.555	55.863	1	20.495	28.292	19.119	1:07.906	1	16.101	26.400	17.566	1:00.067
2	14.622	24.272	16.647	55.541	2	16.520	26.842	18.676	1:02.038	2	15.379	25.128	16.874	57.381
3	14.540	24.219	17.645	56.404	3	15.373	24.962	16.743	57.078	3	14.935	24.755	16.903	56.593
4	14.567	24.186	16.486	55.239	4	14.742	24.498	17.479	56.719	4	15.760	24.705	16.851	57.316
5	14.472	24.161	16.548	55.181	5	14.611	24.485	16.725	55.821	5	14.692	24.830	16.700	56.222
6	14.490	24.348	16.459	55.297	6	14.605	24.569	16.773	55.947	6	14.722	24.572	16.854	56.148
7	14.448	24.245	16.510	55.203	7	14.588	24.469	16.827	55.884	7	14.760	25.397	16.786	56.943
8	14.407	24.223	16.469	55.099	8	14.661	24.584	16.833	56.078	8	14.883	24.649	16.688	56.220
9	14.540	24.365	16.556	55.461	9	14.616	24.534	16.754	55.904	9	14.818	24.616	17.019	56.453
Nº14 VARGAS RAUL					Nº34 CERRO DAVID					Nº424 CARMONA DANIEL				
1	15.773	25.326	16.890	57.989	1	22.199	30.436	20.248	1:12.883	1	16.271	25.634	17.378	59.283
2	15.460	24.887	16.623	56.970	2	17.765	28.164	19.646	1:05.575	2	14.871	24.531	16.648	56.050
3	14.752	24.410	16.697	55.859	3	17.435	27.374	18.776	1:03.585	3	14.597	24.300	16.634	55.531
4	14.696	24.622	16.723	56.041	4	17.070	27.490	18.792	1:03.352	4	14.588	24.386	16.588	55.562
5	14.895	24.498	16.561	55.954	5	17.166	27.424	18.502	1:03.092	5	14.502	24.327	16.517	55.346
6	14.713	24.323	16.586	55.622	Nº43 GHERMAN DAVID					6	14.747	24.439	16.564	55.750
7	14.676	24.410	16.713	55.799	1	15.135	24.794	16.659	56.588	7	14.562	24.451	18.518	57.531
8	14.632	24.293	16.611	55.536	2	14.657	24.460	16.610	55.727					
9	14.700	24.313	16.545	55.558	3	14.516	24.285	16.556	55.357					
					4	14.463	24.392	17.432	56.287					
					5	14.800	24.415	16.599	55.814					
					6	14.559	24.372	16.543	55.474					
					7	14.471	24.297	16.572	55.340					
					8	14.509	24.373	16.516	55.398					
					9	14.458	24.310	16.534	55.302					
Nº16 MENDOZA VALENTIN														
1	16.372	26.175	16.932	59.479										
2	14.854	24.642	16.569	56.065										
3	14.604	24.522	16.479	55.605										
4	14.946	24.479	16.478	55.903										
5	14.714	24.586	16.421	55.721										
6	14.631	24.484	16.579	55.694										



DD2

WARM UP 2 (W-UP 2)

Análisis

Valor informativo. No Oficial

Vueltas	Sector 1	Sector 2	Sector 3	po por vuelta
8	16.685	24.382	16.690	57.757
9	14.539	24.362	16.538	55.439
10	14.515	24.357	16.561	55.433



DD2
**FUSION Qualy+Heats (F Q+H)
Resultados**
Documento 7 OFICIAL

Pos.	Nº	Nacionalidad	Piloto	Equipo	Q1	HEAT	Puntos
1	11		CARLOS HDEZ JUAN	100 X 100 KART	4	0	4
2	18		QUILES MARC	MARC QUILES	0	4	4
3	43		GHERMAN DAVID	DMK RACING TEAM	3	2	5
4	424		CARMONA DANIEL	SKB COMPETICION	5	3	8
5	67		PERNIA GUILLERMO	JESUS PERNIA	2	9	11
6	16		MENDOZA VALENTIN	JL LOPEZ MOTORSPORT	7	5	12
7	100		LILLO ADRIAN	100 X 100 KART	6	7	13
8	30		KOCH LUIS	DÖRR MOTORSPORT	9	6	15
9	4		BLANCO ANDRES	C.D. KARTING ETXEBARRI	11	8	19
10	5		CASALDERREY SEBASTIAN	MARQUEZ COMPETICION	8	11	19
11	22		RIERA ENRIC	ENRIC RIERA	12	10	22
12	14		VARGAS RAUL	JL LOPEZ MOTORSPORT	10	12	22
13	25		MARIN ANDERSON	DMK RACING TEAM	13	14	27
14	73		BLANCO PAU	JL LOPEZ MOTORSPORT	17	13	30
15	66		DAVID PARRA LUIS	CLUB AUT. PRORALLYE	15	15	30
16	111		ROSSINI FRANCESCO	ESC. MALLORCA COMP.	14	17	31
17	34		CERRO DAVID	100 X 100 KART	16	16	32



DD2
**HEAT
Resultados**
Documento 6 OFICIAL

Pos.	Nacionalidad	Nº	Piloto	Total	Dif.	Interv.	M. Vuelta	Km/h	Mejor S1	Mejor S2	Mejor S3	Realización	Equipo
1	ESP	11	CARLOS HDEZ JUAN	9			55.398	92.80	14.530	24.306	16.425		100 X 100 KART
2	ESP	43	GHERMAN DAVID	9	0.623	0.623	55.389	92.81	14.469	24.407	16.493		DMK RACING TEAM
3	ESP	424	CARMONA DANIEL	9	1.650	1.027	55.560	92.53	14.503	24.334	16.568		SKB COMPETICION
4	ESP	18	QUILES MARC	9	1.779	0.129	55.350	92.88	14.490	24.338	16.432		MARC QUILES
5	ESP	16	MENDOZA VALENTIN	9	4.169	2.390	55.632	92.41	14.497	24.506	16.530		JL LOPEZ MOTORSPORT
6	DEU	30	KOCH LUIS	9	7.030	2.861	55.927	91.92	14.607	24.457	16.745		DÖRR MOTORSPORT
7	ESP	100	LILLO ADRIAN	9	7.086	0.056	55.751	92.21	14.605	24.459	16.555		100 X 100 KART
8	ESP	4	BLANCO ANDRES	9	7.897	0.811	55.812	92.11	14.614	24.612	16.556		C.D. KARTING ETXEBARRI
9	ESP	67	PERNIA GUILLERMO	9	9.084	1.187	55.559	92.53	14.499	24.352	16.493		JESUS PERNIA
10	ESP	22	RIERA ENRIC	9	10.597	1.513	56.042	91.73	14.691	24.575	16.679		ENRIC RIERA
11	ESP	5	CASALDERREY SEBASTIAN	9	12.533	1.936	55.649	92.38	14.595	24.386	16.573	+8.000	MARQUEZ COMPETICION
12	ESP	14	VARGAS RAUL	9	13.357	0.824	55.825	92.09	14.642	24.455	16.649	+5.000	JL LOPEZ MOTORSPORT
13	ESP	73	BLANCO PAU	9	14.241	0.884	56.441	91.08	14.771	24.630	16.882		JL LOPEZ MOTORSPORT
14	ESP	25	MARIN ANDERSON	9	14.594	0.353	56.230	91.42	14.762	24.647	16.821		DMK RACING TEAM
15	ESP	66	DAVID PARRA LUIS	9	25.580	10.986	57.467	89.46	14.967	25.155	17.250		CLUB AUT. PRORALLYE
16	ESP	34	CERRO DAVID	9	46.166	20.586	58.308	88.17	15.413	25.303	17.484		100 X 100 KART
17	ITA	111	ROSSINI FRANCESCO	8	1 Vuelta	1 Vuelta	56.574	90.87	14.822	24.801	16.709		ESC. MALLORCA COMP.

Nº5 CASALDERREY SEBASTIAN : +3 Art:31.17

Nº5 CASALDERREY SEBASTIAN : +5 Art 17.33

Nº14 VARGAS RAUL : Art 17.33 RDK

Lider : Nº11 CARLOS HDEZ JUAN (1-9)

Tiempo Inicio : 07/12 - 16:32:39

M. Vuelta : Nº18 QUILES MARC

55.350 92.88 Km/h

Meteo : Soleado Aire : 21°C Pista : Seco

Evento Grabado : Nº18 QUILES MARC

55.164 93.19 Km/h

07-08/12/2024

Página 1 / 1

CRONOSYSTEM Timing Solutions

Apex Timing GoRacing



DD2 HEAT

Vuelta a vuelta

Valor informativo. No Oficial

	1	2	3	4	5	6	7	8	9	10	11	12	13	14	15	16	17
Parilla	18	67	43	11	424	100	16	5	30	14	4	22	25	111	66	34	73
Salida	18	67	43	11	100	424	5	16	14	30	4	22	25	34	66	73	111
Vuelta 1 Intervalo	11	43 0.3	424 0.4	16 1.0	18 0.2	5 0.3	30 0.1	4 0.4	14 0.2	22 0.2	100 0.1	73 0.5	25 0.0	66 1.8	67 1.0	34 0.3	111 1.00
Vuelta 2	11	43 0.4	424 0.1	16 1.4	18 0.0	5 0.8	30 0.4	4 0.7	14 0.2	100 0.0	22 0.5	25 0.9	73 0.2	67 2.0	66 0.4	34 1.7	111 59.4
Vuelta 3	11	43 0.5	424 0.0	18 1.4	16 0.4	5 0.7	30 0.5	4 0.7	100 0.2	14 0.4	22 0.4	25 1.1	73 0.3	67 1.0	66 2.2	34 11.1	111 48.9
Vuelta 4	11	43 0.3	424 0.3	18 1.1	16 0.6	5 0.8	30 0.6	4 0.6	100 0.3	14 0.8	22 0.2	25 1.5	73 0.5	67 0.0	66 4.6	34 13.0	111 45.8
Vuelta 5	11	43 0.3	424 0.5	18 0.9	16 0.9	5 0.8	30 1.1	4 0.3	100 0.2	14 0.9	22 0.8	67 1.2	25 0.6	73 0.4	66 5.6	34 14.5	111 43.3
Vuelta 6	11	43 0.3	424 0.6	18 0.7	16 1.4	5 0.6	30 1.5	4 0.1	100 0.2	14 0.8	22 1.2	67 0.6	25 1.5	73 0.2	66 6.7	34 16.3	111 41.4
Vuelta 7	11	43 0.4	424 0.6	18 0.4	16 1.9	5 0.5	30 1.7	100 0.5	4 0.2	14 0.3	22 1.6	67 0.0	25 2.2	73 0.4	66 7.8	34 18.5	111 38.4
Vuelta 8	11	43 0.6	424 0.8	18 0.3	16 2.1	5 0.4	30 2.1	100 0.3	4 0.4	14 0.6	67 1.0	22 0.8	25 2.5	73 0.2	66 9.8	34 19.3	111 36.0
Vuelta 9	11	43 0.6	424 1.0	18 0.1	16 2.3	5 0.3	30 2.4	100 0.0	4 0.8	14 0.4	67 0.7	22 1.5	73 3.6	25 0.3	66 10.9	34 20.5	



DD2 HEAT Análisis

Valor informativo. No Oficial

Vueltas	Sector 1	Sector 2	Sector 3	ipo por vuelta	Vueltas	Sector 1	Sector 2	Sector 3	ipo por vuelta	Vueltas	Sector 1	Sector 2	Sector 3	ipo por vuelta
Nº4 BLANCO ANDRES					8	14.606	24.550	16.604	55.760	6	15.862	25.577	17.834	59.273
1	16.185	26.901	16.905	59.991	9	14.577	24.544	16.617	55.738	7	16.311	25.709	17.807	59.827
2	14.781	25.167	16.732	56.680	Nº18 QUILES MARC					8	16.032	25.455	17.854	59.341
3	14.668	24.784	16.651	56.103	1	16.677	26.572	16.781	1:00.030	9	16.010	25.643	18.219	59.872
4	14.653	24.612	16.556	55.821	2	14.503	24.676	16.476	55.655	Nº43 GHERMAN DAVID				
5	14.630	24.617	16.565	55.812	3	14.616	24.551	16.454	55.621	1	16.224	25.044	16.695	57.963
6	14.614	24.668	16.629	55.911	4	14.540	24.371	16.501	55.412	2	14.566	24.640	16.630	55.836
7	14.660	25.040	16.940	56.640	5	14.564	24.342	16.468	55.374	3	14.575	24.564	16.588	55.727
8	14.714	24.615	16.602	55.931	6	14.511	24.345	16.559	55.415	4	14.469	24.407	16.513	55.389
9	14.750	24.643	16.762	56.155	7	14.490	24.428	16.432	55.350	5	14.523	24.464	16.510	55.497
Nº5 CASALDERREY SEBASTIAN					8	14.658	24.338	16.532	55.528	6	14.506	24.455	16.493	55.454
1	16.369	26.265	17.127	59.761	9	14.598	24.400	16.518	55.516	7	14.506	24.484	16.617	55.607
2	14.768	24.712	16.668	56.148	Nº22 RIERA ENRIC					8	14.488	24.477	16.577	55.542
3	14.598	24.656	16.674	55.928	1	16.428	26.761	17.159	1:00.348	9	14.502	24.421	16.553	55.476
4	14.646	24.552	16.614	55.812	2	14.823	25.289	16.930	57.042	Nº66 DAVID PARRA LUIS				
5	14.595	24.400	16.654	55.649	3	14.739	24.769	16.948	56.456	1	16.386	28.148	17.566	1:02.100
6	14.660	24.439	16.650	55.749	4	14.788	24.575	16.679	56.042	2	15.155	25.299	17.572	58.026
7	14.638	24.386	16.668	55.692	5	14.804	24.793	16.805	56.402	3	15.051	25.290	17.291	57.632
8	14.600	24.479	16.573	55.652	6	14.691	24.685	16.856	56.232	4	15.193	25.584	17.250	58.027
9	14.596	24.469	16.615	55.680	7	14.831	24.592	16.813	56.236	5	15.042	25.260	17.360	57.662
Nº11 CARLOS HDEZ JUAN					8	15.012	24.741	16.805	56.558	6	14.967	25.155	17.345	57.467
1	16.163	24.877	16.593	57.633	9	14.736	24.820	16.721	56.277	7	15.139	25.175	17.285	57.599
2	14.632	24.523	16.542	55.697	Nº25 MARIN ANDERSON					8	15.564	25.543	17.428	58.535
3	14.569	24.591	16.506	55.666	1	16.259	26.901	17.640	1:00.800	9	15.258	25.589	17.813	58.660
4	14.530	24.413	16.603	55.546	2	15.098	25.155	16.956	57.209	Nº67 PERNIA GUILLERMO				
5	14.642	24.450	16.467	55.559	3	14.795	24.827	17.036	56.658	1	16.236	30.919	17.862	1:05.017
6	14.622	24.387	16.425	55.434	4	14.823	24.697	16.893	56.413	2	14.692	24.900	16.947	56.539
7	14.630	24.315	16.515	55.460	5	14.815	25.100	16.837	56.752	3	14.639	24.519	16.610	55.768
8	14.550	24.306	16.542	55.398	6	14.804	24.737	17.090	56.631	4	14.591	24.536	16.493	55.620
9	14.581	24.330	16.554	55.465	7	14.762	24.647	16.821	56.230	5	14.547	24.429	16.583	55.559
Nº14 VARGAS RAUL					8	14.785	24.957	17.104	56.846	6	14.620	24.456	16.575	55.651
1	16.551	26.742	17.055	1:00.348	9	14.925	25.177	17.626	57.728	7	14.537	24.465	16.624	55.626
2	14.754	25.076	16.875	56.705	Nº30 KOCH LUIS					8	14.499	24.567	16.543	55.609
3	15.033	24.753	16.775	56.561	1	16.380	26.309	16.936	59.625	9	14.525	24.352	16.778	55.655
4	14.730	24.603	16.916	56.249	2	14.751	24.890	16.749	56.390	Nº73 BLANCO PAU				
5	14.718	24.510	16.649	55.877	3	14.631	24.578	16.868	56.077	1	16.299	26.074	17.591	59.964
6	14.667	24.516	16.661	55.844	4	14.607	24.531	16.789	55.927	2	15.430	25.068	17.006	57.504
7	14.642	24.455	16.728	55.825	5	14.635	24.623	16.904	56.162	3	14.907	24.944	16.933	56.784
8	14.722	24.720	16.818	56.260	6	14.716	24.606	16.745	56.067	4	14.898	24.740	16.957	56.595
9	14.739	24.533	16.674	55.946	7	14.654	24.457	16.864	55.975	5	15.061	24.757	16.882	56.700
Nº16 MENDOZA VALENTIN					8	14.621	24.603	16.785	56.009	6	14.792	24.736	16.920	56.448
1	16.276	25.894	16.830	59.000	9	14.644	24.554	16.835	56.033	7	14.771	24.630	17.040	56.441
2	14.548	24.652	16.679	55.879	Nº34 CERRO DAVID					8	14.835	24.704	17.052	56.591
3	14.802	24.632	16.646	56.080	1	16.947	28.555	18.161	1:03.663	9	14.864	25.061	17.211	57.136
4	14.578	24.524	16.530	55.632	2	15.484	25.340	17.484	58.308	Nº100 LILLO ADRIAN				
5	14.533	24.506	16.660	55.699	3	15.413	25.303	26.340	1:07.056	1	16.270	27.762	17.237	1:01.269
6	14.525	24.780	16.605	55.910	4	16.241	25.805	17.895	59.941	2	14.753	24.913	16.666	56.332
7	14.497	24.570	16.777	55.844	5	15.710	25.604	17.826	59.140	3	14.806	24.600	16.629	56.035

07-08/12/2024



DD2
**HEAT
Análisis**

Valor informativo. No Oficial

Vueltas	Sector 1	Sector 2	Sector 3	tiempo por vuelta
4	14.650	24.631	16.646	55.927
5	14.636	24.560	16.555	55.751
6	14.605	24.659	16.650	55.914
7	14.654	24.708	16.708	56.070
8	14.667	24.459	16.657	55.783
9	14.624	24.555	16.584	55.763

Nº111 ROSSINI FRANCESCO

1		25.553	16.879	1:06.295
2	14.859	25.143	16.974	56.976
3	14.897	24.968	16.709	56.574
4	15.038	24.939	16.828	56.805
5	14.822	25.063	16.786	56.671
6	14.838	25.395	17.076	57.309
7	14.914	24.801	17.177	56.892
8	15.101	24.868	16.918	56.887

Nº424 CARMONA DANIEL

1	16.396	25.125	16.685	58.206
2	14.590	24.378	16.592	55.560
3	14.601	24.489	16.568	55.658
4	14.616	24.375	16.679	55.670
5	14.581	24.423	16.639	55.643
6	14.540	24.334	16.738	55.612
7	14.576	24.355	16.655	55.586
8	14.503	24.507	16.690	55.700
9	14.604	24.394	16.692	55.690



DD2

HEAT

Parrilla de Salida

73	BLANCO PAU		9		
66	DAVID PARRA LUIS		8	34	CERRO DAVID 
25	MARIN ANDERSON		7	111	ROSSINI FRANCESCO 
4	BLANCO ANDRES		6	22	RIERA ENRIC 
30	KOCH LUIS		5	14	VARGAS RAUL 
16	MENDOZA VALENTIN		4	5	CASALDERREY SEBASTIAN 
424	CARMONA DANIEL		3	100	LILLO ADRIAN 
43	GHERMAN DAVID		2	11	CARLOS HDEZ JUAN 
18	QUILES MARC		1	67	PERNIA GUILLERMO 

POLE POSITION



Salida : 07/12 - 16:30 9 Total = 12.852 km

07-08/12/2024

CRONOSYSTEM Timing Solutions

Página 1 / 1

Apex Timing GoRacing 



DD2
**QUALY (Q1)
Resultados**
Documento 5 OFICIAL

Pos.	Nº	Nacionalidad	Piloto	Sector 1	Sector 2	Sector 3	Tiempo	Dif.	Km/h	Total	Equipo
1	18		QUILES MARC	14.480	24.217	16.467	55.164		93.19	3	MARC QUILES
2	67		PERNIA GUILLERMO	14.516	24.197	16.486	55.199	0.035	93.13	3	JESUS PERNIA
3	43		GHERMAN DAVID	14.509	24.258	16.536	55.303	0.139	92.96	3	DMK RACING TEAM
4	11		CARLOS HDEZ JUAN	14.546	24.284	16.517	55.347	0.183	92.88	3	100 X 100 KART
5	424		CARMONA DANIEL	14.554	24.180	16.676	55.410	0.246	92.78	3	SKB COMPETICION
6	100		LILLO ADRIAN	14.576	24.232	16.610	55.418	0.254	92.76	3	100 X 100 KART
7	16		MENDOZA VALENTIN	14.510	24.339	16.582	55.431	0.267	92.74	3	JL LOPEZ MOTORSPORT
8	5		CASALDERREY SEBASTIAN	14.585	24.325	16.566	55.476	0.312	92.67	3	MARQUEZ COMPETICION
9	30		KOCH LUIS	14.805	24.176	16.633	55.614	0.450	92.44	3	DÖRR MOTORSPORT
10	14		VARGAS RAUL	14.579	24.345	16.701	55.625	0.461	92.42	3	JL LOPEZ MOTORSPORT
11	4		BLANCO ANDRES	14.776	24.666	16.586	56.028	0.864	91.75	3	C.D. KARTING ETXEBARRI
12	22		RIERA ENRIC	14.715	24.729	16.675	56.119	0.955	91.61	3	ENRIC RIERA
13	25		MARIN ANDERSON	14.784	24.846	16.860	56.490	1.326	91.00	3	DMK RACING TEAM
14	111		ROSSINI FRANCESCO	14.884	24.722	16.955	56.561	1.397	90.89	3	ESC. MALLORCA COMP.
15	66		DAVID PARRA LUIS	14.998	25.055	16.975	57.028	1.864	90.15	3	CLUB AUT. PRORALLYE
16	34		CERRO DAVID	15.517	25.365	17.958	58.840	3.676	87.37	3	100 X 100 KART

No Clasificados

73		BLANCO PAU	14.785	24.910	16.856	DSQ		90.91		JL LOPEZ MOTORSPORT
----	--	------------	--------	--------	--------	------------	--	-------	--	---------------------

Nº73 BLANCO PAU : RT DD2 KCV Art 1
Nº73 BLANCO PAU : RT CMK Art 6.8.3
Tiempo Inicio : 07/12 - 13:44:59
M. Vuelta : Nº18 QUILES MARC
55.164 93.19 Km/h
Meteo : Soleado
Aire : 20°C
Pista : Seco

07-08/12/2024

Página 1 / 1

CRONOSYSTEM Timing Solutions

Apex Timing GoRacing



DD2

QUALY (Q1) Best Sectors Analysis

Valor informativo. No Oficial

S1			S2			S3			Ideal Lap Times						
Pos.	Nº	Tiempo	Pos.	Nº	Tiempo	Pos.	Nº	Tiempo	Pos.	Nº	Piloto	acionalida	Ideal Lap	Best Lap	Diff.
1	18	14.480	1	30	24.176	1	18	16.437	1	18	QUILES MARC	ESP	55.134	55.164	0.030
2	67	14.485	2	424	24.180	2	11	16.450	2	67	PERNIA GUILLERMO	ESP	55.155	55.199	0.044
3	43	14.509	3	67	24.197	3	67	16.473	3	11	CARLOS HDEZ JUAN	ESP	55.280	55.347	0.067
4	16	14.510	4	18	24.217	4	43	16.523	4	43	GHERMAN DAVID	ESP	55.290	55.303	0.013
5	11	14.546	5	100	24.232	5	22	16.552	5	424	CARMONA DANIEL	ESP	55.347	55.410	0.063
6	424	14.554	6	43	24.258	6	14	16.556	6	100	LILLO ADRIAN	ESP	55.367	55.418	0.051
7	100	14.576	7	11	24.284	7	100	16.559	7	16	MENDOZA VALENTIN	ESP	55.431	55.431	
8	14	14.579	8	5	24.325	8	5	16.566	8	5	CASALDERREY SEBASTIAN	ESP	55.476	55.476	
9	5	14.585	9	16	24.339	9	16	16.582	9	14	VARGAS RAUL	ESP	55.480	55.625	0.145
10	22	14.715	10	14	24.345	10	4	16.586	10	30	KOCH LUIS	DEU	55.614	55.614	
11	4	14.776	11	4	24.552	11	424	16.613	11	4	BLANCO ANDRES	ESP	55.914	56.028	0.114
12	25	14.784	12	25	24.714	12	30	16.633	12	22	RIERA ENRIC	ESP	55.996	56.119	0.123
13	30	14.805	13	111	24.722	13	111	16.832	13	25	MARIN ANDERSON	ESP	56.358	56.490	0.132
14	111	14.884	14	22	24.729	14	25	16.860	14	111	ROSSINI FRANCESCO	ITA	56.438	56.561	0.123
15	66	14.998	15	66	25.055	15	66	16.876	15	66	DAVID PARRA LUIS	ESP	56.929	57.028	0.099
16	34	15.517	16	34	25.365	16	34	17.302	16	34	CERRO DAVID	ESP	58.184	58.840	0.656



DD2
QUALY (Q1)
Análisis

Valor informativo. No Oficial

Vueltas	Sector 1	Sector 2	Sector 3	ipo por vuelta	Vueltas	Sector 1	Sector 2	Sector 3	ipo por vuelta
Nº4 BLANCO ANDRES					Nº67 PERNIA GUILLERMO				
1	15.067	24.970	16.706	56.743	3	14.998	25.055	16.975	57.028
2	14.776	24.666	16.586	56.028	1	14.709	24.604	16.473	55.786
3	14.829	24.552	16.700	56.081	2	14.516	24.197	16.486	55.199
Nº5 CASALDERREY SEBASTIAN					Nº73 BLANCO PAU				
1	14.915	24.708	16.566	56.189	1	14.996	25.069	16.958	57.023
2	14.629	24.425	16.702	55.756	2	14.785	24.910	16.856	56.551
3	14.585	24.325	16.566	55.476	3	14.903	25.284	17.505	57.692
Nº11 CARLOS HDEZ JUAN					Nº100 LILLO ADRIAN				
1	14.714	24.564	16.450	55.728	1	14.748	24.749	16.833	56.330
2	14.546	24.284	16.517	55.347	2	14.576	24.232	16.610	55.418
3	14.572	24.387	16.474	55.433	3	14.582	24.338	16.559	55.479
Nº14 VARGAS RAUL					Nº111 ROSSINI FRANCESCO				
1	14.944	24.609	16.556	56.109	1	15.682	25.199	16.839	57.720
2	14.691	24.430	16.611	55.732	2	14.884	24.722	16.955	56.561
3	14.579	24.345	16.701	55.625	3	15.050	24.814	16.832	56.696
Nº16 MENDOZA VALENTIN					Nº424 CARMONA DANIEL				
1	14.744	24.536	16.642	55.922	1	14.762	24.491	16.613	55.866
2	14.511	24.450	16.599	55.560	2	14.651	24.236	16.728	55.615
3	14.510	24.339	16.582	55.431	3	14.554	24.180	16.676	55.410
Nº18 QUILES MARC									
1	15.048	24.652	16.437	56.137					
2	14.549	24.332	16.522	55.403					
3	14.480	24.217	16.467	55.164					
Nº22 RIERA ENRIC									
1	14.997	24.977	16.552	56.526					
2	14.930	24.928	16.755	56.613					
3	14.715	24.729	16.675	56.119					
Nº25 MARIN ANDERSON									
1	15.033	24.830	16.918	56.781					
2	14.853	24.714	17.095	56.662					
3	14.784	24.846	16.860	56.490					
Nº30 KOCH LUIS									
1	15.039	25.046	16.824	56.909					
2	15.000	24.275	16.745	56.020					
3	14.805	24.176	16.633	55.614					
Nº34 CERRO DAVID									
1	16.232	25.635	17.302	59.169					
2	15.786	25.932	17.439	59.157					
3	15.517	25.365	17.958	58.840					
Nº43 GHERMAN DAVID									
1	14.721	24.499	16.613	55.833					
2	14.644	24.357	16.523	55.524					
3	14.509	24.258	16.536	55.303					
Nº66 DAVID PARRA LUIS									
1	15.294	25.359	16.963	57.616					
2	14.998	25.185	16.876	57.059					



DD2
**WARM-UP (W-UP)
Resultados**
Documento 4

Sujeto a escrutinio & investigaciones deportivas

Pos.	Nº	Nacionalidad	Piloto	Sector 1	Sector 2	Sector 3	Tiempo	Dif.	Km/h	Total	Equipo
1	11	ESP	CARLOS HDEZ JUAN	14.472	24.246	16.455	55.173		93.18	6	100 X 100 KART
2	43	ESP	GHERMAN DAVID	14.488	24.316	16.519	55.323	0.150	92.92	9	DMK RACING TEAM
3	100	ESP	LILLO ADRIAN	14.677	24.297	16.444	55.418	0.245	92.76	8	100 X 100 KART
4	14	ESP	VARGAS RAUL	14.671	24.299	16.624	55.594	0.421	92.47	8	JL LOPEZ MOTORSPORT
5	30	DEU	KOCH LUIS	14.654	24.305	16.705	55.664	0.491	92.35	8	DÖRR MOTORSPORT
6	18	ESP	QUILES MARC	14.660	24.534	16.477	55.671	0.498	92.34	5	MARC QUILES
7	67	ESP	PERNIA GUILLERMO	14.580	24.473	16.628	55.681	0.508	92.33	7	JESUS PERNIA
8	5	ESP	CASALDERREY SEBASTIAN	14.689	24.495	16.578	55.762	0.589	92.19	9	MARQUEZ COMPETICION
9	16	ESP	MENDOZA VALENTIN	14.670	24.532	16.612	55.814	0.641	92.11	8	JL LOPEZ MOTORSPORT
10	22	ESP	RIERA ENRIC	14.708	24.538	16.667	55.913	0.740	91.94	9	ENRIC RIERA
11	4	ESP	BLANCO ANDRES	14.729	24.689	16.613	56.031	0.858	91.75	8	C.D. KARTING ETXEBARRI
12	111	ITA	ROSSINI FRANCESCO	14.742	24.606	16.837	56.185	1.012	91.50	9	ESC. MALLORCA COMP.
13	424	ESP	CARMONA DANIEL	14.892	24.599	16.791	56.282	1.109	91.34	1	SKB COMPETICION
14	73	ESP	BLANCO PAU	14.846	24.826	16.860	56.532	1.359	90.94	9	JL LOPEZ MOTORSPORT
15	25	ESP	MARIN ANDERSON	14.830	24.822	16.946	56.598	1.425	90.83	7	DMK RACING TEAM
16	66	ESP	DAVID PARRA LUIS	14.962	25.346	17.121	57.429	2.256	89.52	5	CLUB AUT. PRORALLYE
17	34	ESP	CERRO DAVID	15.492	25.745	17.730	58.967	3.794	87.18	8	100 X 100 KART

Tiempo Inicio : 07/12 - 11:45:01

M. Vuelta : Nº11 CARLOS HDEZ JUAN

55.173 93.18 Km/h

Meteo : Soleado

Aire : 17°C

Pista : Seco

07-08/12/2024

Página 1 / 1

CRONOSYSTEM Timing Solutions

Apex Timing GoRacing



DD2

WARM-UP (W-UP) Best Sectors Analysis

Valor informativo. No Oficial

S1			S2			S3			Ideal Lap Times						
Pos.	Nº	Tiempo	Pos.	Nº	Tiempo	Pos.	Nº	Tiempo	Pos.	Nº	Piloto	acionalida	Ideal Lap	Best Lap	Diff.
1	11	14.472	1	11	24.229	1	11	16.432	1	11	CARLOS HDEZ JUAN	ESP	55.133	55.173	0.040
2	43	14.488	2	100	24.297	2	100	16.444	2	43	GHERMAN DAVID	ESP	55.260	55.323	0.063
3	18	14.513	3	14	24.299	3	43	16.459	3	100	LILLO ADRIAN	ESP	55.302	55.418	0.116
4	100	14.561	4	30	24.305	4	18	16.477	4	18	QUILES MARC	ESP	55.477	55.671	0.194
5	67	14.580	5	43	24.313	5	5	16.578	5	14	VARGAS RAUL	ESP	55.565	55.594	0.029
6	16	14.590	6	5	24.402	6	16	16.612	6	30	KOCH LUIS	DEU	55.567	55.664	0.097
7	30	14.637	7	67	24.473	7	4	16.613	7	5	CASALDERREY SEBASTIAN	ESP	55.660	55.762	0.102
8	14	14.642	8	18	24.487	8	14	16.624	8	67	PERNIA GUILLERMO	ESP	55.681	55.681	
9	5	14.680	9	16	24.532	9	30	16.625	9	16	MENDOZA VALENTIN	ESP	55.734	55.814	0.080
10	22	14.708	10	22	24.538	10	67	16.628	10	22	RIERA ENRIC	ESP	55.913	55.913	
11	4	14.729	11	424	24.599	11	22	16.667	11	4	BLANCO ANDRES	ESP	56.031	56.031	
12	111	14.742	12	111	24.606	12	111	16.741	12	111	ROSSINI FRANCESCO	ITA	56.089	56.185	0.096
13	25	14.825	13	25	24.672	13	424	16.791	13	424	CARMONA DANIEL	ESP	56.282	56.282	
14	73	14.846	14	4	24.689	14	73	16.860	14	25	MARIN ANDERSON	ESP	56.408	56.598	0.190
15	66	14.871	15	73	24.826	15	25	16.911	15	73	BLANCO PAU	ESP	56.532	56.532	
16	424	14.892	16	66	25.320	16	66	17.121	16	66	DAVID PARRA LUIS	ESP	57.312	57.429	0.117
17	34	15.492	17	34	25.648	17	34	17.399	17	34	CERRO DAVID	ESP	58.539	58.967	0.428



DD2
WARM-UP (W-UP)
Análisis

Valor informativo. No Oficial

Vueltas	Sector 1	Sector 2	Sector 3	ipo por vuelta	Vueltas	Sector 1	Sector 2	Sector 3	ipo por vuelta	Vueltas	Sector 1	Sector 2	Sector 3	ipo por vuelta
N°4 BLANCO ANDRES					N°22 RIERA ENRIC					N°66 DAVID PARRA LUIS				
1	15.148	25.115	16.773	57.036	4	14.513	24.642	16.650	55.805	1	16.159	26.780	17.662	1:00.601
2	14.931	24.695	16.675	56.301	5	14.547	24.728	16.547	55.822	2	14.962	25.346	17.121	57.429
3	14.859	24.694	16.933	56.486	1	15.408	25.277	17.411	58.096	3	14.871	26.443	17.361	58.675
4	14.887	24.973	16.765	56.625	2	15.002	25.113	17.062	57.177	4	14.994	25.320	17.278	57.592
5	14.729	24.689	16.613	56.031	3	14.817	24.966	16.753	56.536	5	15.032	25.518	17.321	57.871
6	14.783	24.728	16.694	56.205	4	14.708	24.538	16.667	55.913	N°67 PERNIA GUILLERMO				
7	14.913	24.730	16.758	56.401	5	14.849	24.974	16.750	56.573	1	20.664	25.903	16.957	1:03.524
8	14.870	24.731	16.705	56.306	6	14.769	24.697	16.855	56.321	2	14.738	24.652	16.735	56.125
N°5 CASALDERREY SEBASTIAN					N°25 MARIN ANDERSON					N°73 BLANCO PAU				
1	15.230	36.092	16.985	1:08.307	1	15.308	26.746	17.364	59.418	1	16.805	27.769	17.540	1:02.114
2	14.998	24.808	16.689	56.495	2	15.145	24.982	16.965	57.092	2	15.221	25.243	17.309	57.773
3	14.771	24.496	16.675	55.942	3	14.932	24.838	16.952	56.722	3	14.901	25.255	17.134	57.290
4	14.680	24.588	16.643	55.911	4	14.852	24.791	17.147	56.790	4	14.886	26.057	16.977	57.920
5	14.689	24.495	16.578	55.762	5	14.830	24.822	16.946	56.598	5	14.846	24.826	16.860	56.532
6	14.691	24.615	16.634	55.940	6	14.825	24.774	17.290	56.889	6	14.908	25.026	16.990	56.924
7	14.737	24.860	17.296	56.893	7	15.150	24.672	16.911	56.733	7	14.903	25.045	17.051	56.999
8	14.698	24.402	16.694	55.794	N°30 KOCH LUIS					8	14.853	24.977	17.026	56.856
9	14.686	24.659	16.682	56.027	1	15.021	24.787	16.798	56.606	9	15.337	25.240	17.010	57.587
N°11 CARLOS HDEZ JUAN					N°34 CERRO DAVID					N°100 LILLO ADRIAN				
1	15.080	24.581	16.609	56.270	1	16.337	26.231	17.604	1:00.172	1	14.880	24.524	16.593	55.997
2	14.684	24.342	16.434	55.460	2	14.700	24.581	16.634	55.915	2	14.622	24.350	16.492	55.464
3	14.472	24.246	16.455	55.173	3	14.657	24.485	16.724	55.866	3	14.600	24.371	16.464	55.435
4	14.582	25.935	16.482	56.999	4	14.710	24.429	16.708	55.847	4	14.643	34.428	28.730	1:17.801
5	14.509	24.281	16.637	55.427	5	14.654	24.305	16.705	55.664	5	14.677	24.297	16.444	55.418
6	14.577	24.229	16.432	55.238	6	14.650	24.463	16.625	55.738	6	14.561	24.401	16.597	55.559
N°14 VARGAS RAUL					N°43 GHERMAN DAVID					N°111 ROSSINI FRANCESCO				
1	15.321	25.426	16.867	57.614	1	16.443	25.558	16.864	58.865	1	16.713	27.054	17.055	1:00.822
2	14.908	25.317	16.740	56.965	2	15.741	27.317	17.839	1:00.897	2	14.946	25.372	16.935	57.253
3	14.820	25.221	16.631	56.672	3	15.836	25.648	18.126	59.610	3	14.828	24.783	16.910	56.521
4	14.827	24.412	16.656	55.895	4	16.312	25.759	17.651	59.722	4	14.742	24.606	16.837	56.185
5	14.703	24.518	16.692	55.913	5	15.726	26.401	17.538	59.665	5	14.799	24.763	16.741	56.303
6	14.772	24.543	16.721	56.036	6	15.492	25.745	17.730	58.967	6	14.793	24.828	16.820	56.441
7	14.642	24.341	16.685	55.668	7	15.708	25.813	17.508	59.029	7	15.342	24.966	16.746	57.054
8	14.671	24.299	16.624	55.594	8	15.883	26.044	17.399	59.326	8	14.815	24.679	16.834	56.328
N°16 MENDOZA VALENTIN					N°424 CARMONA DANIEL									
1	15.363	25.272	16.872	57.507	1	14.892	24.599	16.791	56.282					
2	14.902	25.263	16.726	56.891										
3	14.771	24.846	16.700	56.317										
4	14.670	24.532	16.612	55.814										
5	14.590	24.631	16.736	55.957										
6	15.262	24.678	16.637	56.577										
7	14.637	24.586	16.708	55.931										
8	14.625	24.751	16.760	56.136										
N°18 QUILES MARC														
1	14.934	24.691	16.592	56.217										
2	14.623	24.487	16.656	55.766										
3	14.660	24.534	16.477	55.671										

07-08/12/2024

CRONOSYSTEM Timing Solutions

Página 1 / 1

Apex Timing GoRacing



DD2
**FREE PRACTICE 2 (FP-2)
Resultados**
Documento 3

Sujeto a escrutinio & investigaciones deportivas

Pos.	Nº	Nacionalidad	Piloto	Sector 1	Sector 2	Sector 3	Tiempo	Dif.	Km/h	Total	Equipo
1	100	ESP	LILLO ADRIAN	14.541	24.233	16.402	55.176		93.17	9	100 X 100 KART
2	11	ESP	CARLOS HDEZ JUAN	14.506	24.288	16.454	55.248	0.072	93.05	7	100 X 100 KART
3	67	ESP	PERNIA GUILLERMO	14.514	24.317	16.511	55.342	0.166	92.89	8	JESUS PERNIA
4	18	ESP	QUILES MARC	14.464	24.412	16.538	55.414	0.238	92.77	6	MARC QUILES
5	30	DEU	KOCH LUIS	14.493	24.235	16.691	55.419	0.243	92.76	9	DÖRR MOTORSPORT
6	43	ESP	GHERMAN DAVID	14.567	24.459	16.599	55.625	0.449	92.42	7	DMK RACING TEAM
7	5	ESP	CASALDERREY SEBASTIAN	14.689	24.493	16.534	55.716	0.540	92.27	9	MARQUEZ COMPETICION
8	4	ESP	BLANCO ANDRES	14.732	24.502	16.565	55.799	0.623	92.13	7	C.D. KARTING ETXEBARRI
9	14	ESP	VARGAS RAUL	14.847	24.589	16.659	56.095	0.919	91.64	9	JL LOPEZ MOTORSPORT
10	16	ESP	MENDOZA VALENTIN	14.720	24.695	16.709	56.124	0.948	91.60	7	JL LOPEZ MOTORSPORT
11	22	ESP	RIERA ENRIC	14.733	24.697	16.904	56.334	1.158	91.26	8	ENRIC RIERA
12	25	ESP	MARIN ANDERSON	14.903	24.685	16.996	56.584	1.408	90.85	6	DMK RACING TEAM
13	66	ESP	DAVID PARRA LUIS	15.001	24.914	17.051	56.966	1.790	90.24	8	CLUB AUT. PRORALLYE
14	111	ITA	ROSSINI FRANCESCO	15.031	25.111	16.951	57.093	1.917	90.04	9	ESC. MALLORCA COMP.
15	73	ESP	BLANCO PAU	14.929	25.040	17.207	57.176	2.000	89.91	8	JL LOPEZ MOTORSPORT
16	34	ESP	CERRO DAVID	15.640	25.229	17.685	58.554	3.378	87.80	7	100 X 100 KART

Tiempo Inicio : 07/12 - 10:31:29

M. Vuelta : Nº100 LILLO ADRIAN

55.176 93.17 Km/h

Meteo : Soleado

Aire : 15°C

Pista : Seco

07-08/12/2024

Página 1 / 1

CRONOSYSTEM Timing Solutions

Apex Timing GoRacing



DD2

FREE PRACTICE 2 (FP-2) Best Sectors Analysis

Valor informativo. No Oficial

S1			S2			S3			Ideal Lap Times						
Pos.	Nº	Tiempo	Pos.	Nº	Tiempo	Pos.	Nº	Tiempo	Pos.	Nº	Piloto	acionalida	Ideal Lap	Best Lap	Diff.
1	18	14.464	1	11	24.191	1	100	16.402	1	11	CARLOS HDEZ JUAN		55.101	55.248	0.147
2	67	14.479	2	100	24.200	2	11	16.404	2	100	LILLO ADRIAN		55.105	55.176	0.071
3	30	14.493	3	30	24.208	3	18	16.441	3	67	PERNIA GUILLERMO		55.307	55.342	0.035
4	100	14.503	4	67	24.317	4	67	16.511	4	18	QUILES MARC		55.317	55.414	0.097
5	11	14.506	5	18	24.412	5	5	16.534	5	30	KOCH LUIS		55.352	55.419	0.067
6	43	14.527	6	43	24.438	6	43	16.560	6	43	GHERMAN DAVID		55.525	55.625	0.100
7	5	14.656	7	5	24.460	7	4	16.565	7	5	CASALDERREY SEBASTIAN		55.650	55.716	0.066
8	16	14.697	8	4	24.485	8	30	16.651	8	4	BLANCO ANDRES		55.782	55.799	0.017
9	22	14.712	9	14	24.508	9	14	16.659	9	14	VARGAS RAUL		55.915	56.095	0.180
10	4	14.732	10	16	24.636	10	16	16.709	10	16	MENDOZA VALENTIN		56.042	56.124	0.082
11	14	14.748	11	25	24.685	11	22	16.753	11	22	RIERA ENRIC		56.162	56.334	0.172
12	25	14.903	12	22	24.697	12	111	16.927	12	25	MARIN ANDERSON		56.563	56.584	0.021
13	66	14.907	13	66	24.914	13	25	16.975	13	111	ROSSINI FRANCESCO		56.843	57.093	0.250
14	73	14.929	14	111	24.980	14	73	17.029	14	66	DAVID PARRA LUIS		56.872	56.966	0.094
15	111	14.936	15	73	25.040	15	66	17.051	15	73	BLANCO PAU		56.998	57.176	0.178
16	34	15.626	16	34	25.220	16	34	17.583	16	34	CERRO DAVID		58.429	58.554	0.125



DD2
FREE PRACTICE 2 (FP-2)
Análisis

Valor informativo. No Oficial

Vueltas	Sector 1	Sector 2	Sector 3	ipo por vuelta	Vueltas	Sector 1	Sector 2	Sector 3	ipo por vuelta	Vueltas	Sector 1	Sector 2	Sector 3	ipo por vuelta
Nº4 BLANCO ANDRES					4	14.609	24.593	16.455	55.657	3	15.386	26.678	17.548	59.612
1	15.324	25.181	17.272	57.777	5	14.464	24.412	16.538	55.414	4	15.076	25.329	17.286	57.691
2	15.037	24.904	16.771	56.712	6	14.611	24.518	16.577	55.706	5	15.002	25.200	17.312	57.514
3	14.893	24.794	16.640	56.327	Nº22 RIERA ENRIC					6	14.907	25.384	17.143	57.434
4	2:25.277	24.485	16.725	3:06.487	1	15.827	25.458	17.224	58.509	7	15.001	24.914	17.051	56.966
5	14.732	24.502	16.565	55.799	2	14.892	24.883	17.662	57.437	8	14.927	25.111	17.158	57.196
6	14.749	24.931	16.570	56.250	3	15.216	25.071	17.174	57.461	Nº67 PERNIA GUILLERMO				
7	14.764	24.626	16.998	56.388	4	14.816	24.896	17.080	56.792	1	15.178	25.252	16.791	57.221
Nº5 CASALDERREY SEBASTIAN					5	14.764	24.826	16.902	56.492	2	14.721	24.635	16.803	56.159
1	17.411	25.001	16.769	59.181	6	14.712	24.919	16.922	56.553	3	14.673	24.687	16.647	56.007
2	14.941	24.700	16.746	56.387	7	18.101	25.755	16.753	1:00.609	4	14.656	24.412	16.579	55.647
3	14.739	24.495	16.623	55.857	8	14.733	24.697	16.904	56.334	5	14.580	24.501	16.606	55.687
4	14.693	24.542	16.651	55.886	Nº25 MARIN ANDERSON					6	14.604	24.467	16.575	55.646
5	14.737	24.548	16.587	55.872	1	15.836	25.512	17.158	58.506	7	14.479	24.410	16.597	55.486
6	14.689	24.493	16.534	55.716	2	15.137	25.024	17.032	57.193	8	14.514	24.317	16.511	55.342
7	14.656	24.461	16.649	55.766	3	15.017	24.807	17.033	56.857	Nº73 BLANCO PAU				
8	14.789	24.460	16.558	55.807	4	14.971	24.962	17.092	57.025	1	15.226	25.407	17.083	57.716
9	14.715	24.467	16.566	55.748	5	14.908	25.021	16.975	56.904	2	14.956	25.283	17.148	57.387
Nº11 CARLOS HDEZ JUAN					6	14.903	24.685	16.996	56.584	3	15.052	25.296	17.213	57.561
1	15.021	24.937	16.680	56.638	Nº30 KOCH LUIS					4	15.233	26.146	17.073	58.452
2	14.650	24.551	16.537	55.738	1	15.202	24.658	16.842	56.702	5	14.929	25.040	17.207	57.176
3	14.640	24.542	16.566	55.748	2	14.730	24.399	16.799	55.928	6	14.995	25.155	17.140	57.290
4	14.581	24.272	16.404	55.257	3	15.016	24.487	16.764	56.267	7	15.045	25.145	17.029	57.219
5	14.541	24.191	16.639	55.371	4	14.677	24.208	16.651	55.536	8	15.123	25.087	17.130	57.340
6	14.657	24.267	16.602	55.526	5	14.493	24.235	16.691	55.419	Nº100 LILLO ADRIAN				
7	14.506	24.288	16.454	55.248	6	14.729	24.300	16.700	55.729	1	15.073	24.649	16.560	56.282
Nº14 VARGAS RAUL					7	14.537	24.323	16.726	55.586	2	14.732	24.341	16.748	55.821
1	15.281	25.045	17.002	57.328	8	14.585	24.363	16.695	55.643	3	14.615	24.209	16.513	55.337
2	14.997	24.811	16.866	56.674	9	14.677	24.314	16.691	55.682	4	14.561	24.358	16.556	55.475
3	14.890	24.639	16.910	56.439	Nº34 CERRO DAVID					5	14.541	24.233	16.402	55.176
4	14.752	24.550	16.815	56.117	1	17.351	26.083	18.085	1:01.519	6	14.503	24.200	16.667	55.370
5	14.826	24.583	16.792	56.201	2	16.679	27.187	17.583	1:01.449	7	14.614	24.237	16.645	55.496
6	14.786	24.508	16.819	56.113	3	15.711	25.459	17.653	58.823	8	14.769	24.606	23.640	1:03.015
7	14.847	24.589	16.659	56.095	4	15.952	25.220	17.674	58.846	9	14.651	24.377	16.630	55.658
8	14.748	24.992	16.723	56.463	5	15.640	25.229	17.685	58.554	Nº111 ROSSINI FRANCESCO				
9	14.781	25.042	16.701	56.524	6	16.021	25.607	17.835	59.463	1	15.506	25.410	17.273	58.189
Nº16 MENDOZA VALENTIN					7	15.626	25.569	19.438	1:00.633	2	15.163	25.329	16.957	57.449
1	15.387	25.123	16.868	57.378	Nº43 GHERMAN DAVID					3	15.083	25.312	16.949	57.344
2	14.980	24.927	16.842	56.749	1	16.013	25.169	16.865	58.047	4	14.936	25.305	16.927	57.168
3	14.711	24.787	16.727	56.225	2	14.818	24.557	16.754	56.129	5	15.031	25.111	16.951	57.093
4	14.697	24.741	16.977	56.415	3	14.759	24.550	16.593	55.902	6	15.137	25.111	17.178	57.426
5	14.785	25.065	16.793	56.643	4	14.567	24.459	16.599	55.625	7	15.113	24.980	17.002	57.095
6	14.720	24.695	16.709	56.124	5	14.568	24.505	16.839	55.912	8	15.210	25.094	17.011	57.315
7	14.737	24.636	16.754	56.127	6	2:17.097	24.438	16.560	2:58.095	9	15.337	25.327	17.124	57.788
Nº18 QUILES MARC					7	14.527	24.577	16.585	55.689	Nº66 DAVID PARRA LUIS				
1	15.052	24.899	16.506	56.457	1	15.633	25.660	17.469	58.762	1	15.633	25.660	17.469	58.762
2	14.720	24.450	16.650	55.820	2	15.223	25.388	17.186	57.797	2	15.223	25.388	17.186	57.797
3	14.597	24.610	16.441	55.648										



DD2
**FREE PRACTICE 1 (FP-1)
Resultados**
Documento 2

Sujeto a escrutinio & investigaciones deportivas

Pos.	Nº	Nacionalidad	Piloto	Sector 1	Sector 2	Sector 3	Tiempo	Dif.	Km/h	Total	Equipo
1	11	ESP	CARLOS HDEZ JUAN	14.537	24.230	16.482	55.249		93.05	6	100 X 100 KART
2	18	ESP	QUILES MARC	14.785	24.533	16.454	55.772	0.523	92.18	7	MARC QUILES
3	5	ESP	CASALDERREY SEBASTIAN	14.703	24.522	16.680	55.905	0.656	91.96	8	MARQUEZ COMPETICION
4	67	ESP	PERNIA GUILLERMO	14.749	24.511	16.678	55.938	0.689	91.90	7	JESUS PERNIA
5	43	ESP	GHERMAN DAVID	14.677	24.584	16.838	56.099	0.850	91.64	7	DMK RACING TEAM
6	16	ESP	MENDOZA VALENTIN	14.820	24.659	16.691	56.170	0.921	91.52	9	JL LOPEZ MOTORSPORT
7	14	ESP	VARGAS RAUL	14.777	24.622	16.795	56.194	0.945	91.48	7	JL LOPEZ MOTORSPORT
8	30	DEU	KOCH LUIS	14.771	24.684	16.869	56.324	1.075	91.27	9	DÖRR MOTORSPORT
9	424	ESP	CARMONA DANIEL	14.885	24.571	16.920	56.376	1.127	91.19	3	SKB COMPETICION
10	4	ESP	BLANCO ANDRES	14.937	24.750	16.855	56.542	1.293	90.92	9	C.D. KARTING ETXEBARRI
11	100	ESP	LILLO ADRIAN	14.924	24.860	16.897	56.681	1.432	90.70	6	100 X 100 KART
12	111	ITA	ROSSINI FRANCESCO	14.999	25.052	16.899	56.950	1.701	90.27	9	ESC. MALLORCA COMP.
13	73	ESP	BLANCO PAU	14.930	25.143	17.100	57.173	1.924	89.92	6	JL LOPEZ MOTORSPORT
14	25	ESP	MARIN ANDERSON	15.143	25.226	17.177	57.546	2.297	89.33	5	DMK RACING TEAM
15	34	ESP	CERRO DAVID	15.680	25.404	17.425	58.509	3.260	87.86	9	100 X 100 KART
16	66	ESP	DAVID PARRA LUIS	15.541	25.841	17.192	58.574	3.325	87.77	5	CLUB AUT. PRORALLYE

Tiempo Inicio : 07/12 - 09:15:43

M. Vuelta : Nº11 CARLOS HDEZ JUAN

55.249 93.05 Km/h

Meteo : Soleado

Aire : 14°C

Pista : Seco

07-08/12/2024

Página 1 / 1

CRONOSYSTEM Timing Solutions

Apex Timing GoRacing



DD2

FREE PRACTICE 1 (FP-1) Best Sectors Analysis

Valor informativo. No Oficial

S1			S2			S3			Ideal Lap Times						
Pos.	Nº	Tiempo	Pos.	Nº	Tiempo	Pos.	Nº	Tiempo	Pos.	Nº	Piloto	acionalida	Ideal Lap	Best Lap	Diff.
1	11	14.472	1	11	24.168	1	18	16.454	1	11	CARLOS HDEZ JUAN	ESP	55.096	55.249	0.153
2	67	14.577	2	5	24.499	2	11	16.456	2	18	QUILES MARC	ESP	55.689	55.772	0.083
3	16	14.622	3	67	24.511	3	67	16.678	3	67	PERNIA GUILLERMO	ESP	55.766	55.938	0.172
4	43	14.677	4	18	24.533	4	5	16.680	4	5	CASALDERREY SEBASTIAN	ESP	55.882	55.905	0.023
5	18	14.702	5	424	24.571	5	16	16.691	5	16	MENDOZA VALENTIN	ESP	55.972	56.170	0.198
6	5	14.703	6	43	24.584	6	43	16.732	6	43	GHERMAN DAVID	ESP	55.993	56.099	0.106
7	30	14.771	7	30	24.588	7	14	16.795	7	14	VARGAS RAUL	ESP	56.194	56.194	
8	14	14.777	8	14	24.622	8	100	16.834	8	30	KOCH LUIS	DEU	56.204	56.324	0.120
9	4	14.882	9	16	24.659	9	30	16.845	9	424	CARMONA DANIEL	ESP	56.376	56.376	
10	424	14.885	10	4	24.690	10	4	16.855	10	4	BLANCO ANDRES	ESP	56.427	56.542	0.115
11	100	14.924	11	100	24.799	11	111	16.890	11	100	LILLO ADRIAN	ESP	56.557	56.681	0.124
12	73	14.930	12	111	25.012	12	424	16.920	12	111	ROSSINI FRANCESCO	ITA	56.901	56.950	0.049
13	111	14.999	13	73	25.143	13	25	17.033	13	73	BLANCO PAU	ESP	57.146	57.173	0.027
14	25	15.143	14	25	25.226	14	73	17.073	14	25	MARIN ANDERSON	ESP	57.402	57.546	0.144
15	66	15.541	15	34	25.404	15	66	17.192	15	34	CERRO DAVID	ESP	58.405	58.509	0.104
16	34	15.576	16	66	25.841	16	34	17.425	16	66	DAVID PARRA LUIS	ESP	58.574	58.574	



DD2
FREE PRACTICE 1 (FP-1)
Análisis

Valor informativo. No Oficial

Vueltas	Sector 1	Sector 2	Sector 3	ipo por vuelta	Vueltas	Sector 1	Sector 2	Sector 3	ipo por vuelta	Vueltas	Sector 1	Sector 2	Sector 3	ipo por vuelta
Nº4 BLANCO ANDRES					Nº25 MARIN ANDERSON					Nº73 BLANCO PAU				
1	15.358	24.978	16.857	57.193	4	14.785	24.533	16.454	55.772	4	14.749	24.511	16.678	55.938
2	15.126	24.824	17.126	57.076	5	14.855	24.577	16.705	56.137	5	14.577	24.665	16.699	55.941
3	15.110	24.867	16.867	56.844	6	14.824	24.822	17.035	56.681	6	14.620	24.792	16.814	56.226
4	14.937	24.750	16.855	56.542	7	14.702	24.878	16.713	56.293	7	14.738	24.567	16.711	56.016
5	14.971	24.690	16.992	56.653	Nº30 KOCH LUIS					Nº100 LILLO ADRIAN				
6	14.946	24.884	17.104	56.934	1	16.010	25.872	17.331	59.213	1	15.278	25.471	17.211	57.960
7	15.138	24.836	16.917	56.891	2	15.154	25.367	17.286	57.807	2	15.332	25.824	17.073	58.229
8	14.882	24.751	17.410	57.043	3	15.167	25.327	17.365	57.859	3	14.930	25.143	17.100	57.173
9	15.023	24.922	17.000	56.945	4	15.143	25.226	17.177	57.546	4	14.982	25.234	17.176	57.392
Nº5 CASALDERREY SEBASTIAN					5	15.185	25.504	17.033	57.722	5	14.943	25.144	17.119	57.206
1	15.227	25.125	16.806	57.158	Nº34 CERRO DAVID					6	15.552	25.372	17.183	58.107
2	14.916	24.729	16.709	56.354	1	16.056	25.498	17.082	58.636	Nº111 ROSSINI FRANCESCO				
3	14.785	24.695	16.819	56.299	2	14.928	24.852	16.990	56.770	1	15.450	25.066	16.834	57.350
4	14.817	24.499	16.782	56.098	3	14.979	24.603	17.416	56.998	2	14.981	24.840	16.980	56.801
5	14.703	24.522	16.680	55.905	4	14.927	24.588	16.845	56.360	3	14.942	24.799	16.948	56.689
6	14.824	24.596	16.734	56.154	5	14.780	24.663	16.942	56.385	4	14.937	24.816	17.007	56.760
7	14.751	24.631	17.036	56.418	6	14.880	24.739	16.880	56.499	5	14.983	24.911	18.735	58.629
8	15.018	26.029	16.875	57.922	7	14.771	24.684	16.869	56.324	6	14.924	24.860	16.897	56.681
Nº11 CARLOS HDEZ JUAN					8	16.073	25.235	17.159	58.467	Nº424 CARMONA DANIEL				
1	15.123	24.867	16.786	56.776	9	14.812	24.680	16.870	56.362	1	16.246	24.983	17.106	58.335
2	15.157	25.268	16.638	57.063	Nº43 GHERMAN DAVID					2	14.885	24.571	16.920	56.376
3	14.537	24.230	16.482	55.249	1	16.276	26.615	18.022	1:00.913	3	3:05.504	26.533	21.831	3:53.868
4	14.585	24.168	16.498	55.251	2	15.971	27.205	17.936	1:01.112					
5	14.872	24.718	16.516	56.106	3	15.707	26.011	18.444	1:00.162					
6	14.472	24.449	16.456	55.377	4	15.576	25.475	17.878	58.929					
Nº14 VARGAS RAUL					5	15.757	25.799	17.701	59.257					
1	15.264	25.198	16.951	57.413	6	16.145	25.788	17.653	59.586					
2	14.932	24.783	16.966	56.681	7	15.994	25.622	17.595	59.211					
3	14.881	24.626	16.951	56.458	8	15.680	25.404	17.425	58.509					
4	14.777	24.622	16.795	56.194	9	15.905	25.688	17.598	59.191					
5	15.078	24.721	16.991	56.790	Nº66 DAVID PARRA LUIS									
6	15.084	24.918	16.853	56.855	1	15.198	25.089	16.976	57.263					
7	14.861	24.805	16.796	56.462	2	14.849	24.940	16.761	56.550					
Nº16 MENDOZA VALENTIN					3	14.821	24.765	16.784	56.370					
1	15.157	25.250	16.779	57.186	4	14.746	24.778	16.802	56.326					
2	14.895	25.068	16.878	56.841	5	2:40.078	25.054	16.732	3:21.864					
3	14.780	24.710	16.696	56.186	6	14.677	24.584	16.838	56.099					
4	14.820	24.659	16.691	56.170	7	14.730	24.607	16.829	56.166					
5	14.728	24.732	16.815	56.275	Nº67 PERNIA GUILLERMO									
6	15.106	24.845	16.816	56.767	1	15.142	24.825	16.865	56.832					
7	14.622	24.885	16.964	56.471	2	14.782	24.744	16.798	56.324					
8	14.745	24.694	17.204	56.643	3	14.719	29.076	16.837	1:00.632					
9	14.781	24.685	16.822	56.288										
Nº18 QUILES MARC														
1	15.660	25.403	16.724	57.787										
2	15.639	25.550	16.830	58.019										
3	14.974	24.596	16.642	56.212										

07-08/12/2024

















CRONOSYSTEM Timing Solutions

Página 1 / 1

Apex Timing GoRacing



DD2 Lista de Inscritos (17 Pilotos)

Nº	Nacionalidad	Piloto	Equipamiento	Clase	Equipo
4		BLANCO ANDRES	BIREL / ART	DD2	C.D. KARTING ETXEBARRI
5		CASALDERREY SEBASTIAN	KART / REPUBLIC	DD2	MARQUEZ COMPETICION
11		CARLOS HDEZ JUAN	BIREL / ART	DD2	100 X 100 KART
14		VARGAS RAUL	BIREL / ART	DD2	JL LOPEZ MOTORSPORT
16		MENDOZA VALENTIN	BIREL / ART	DD2	JL LOPEZ MOTORSPORT
18		QUILES MARC	BIREL / ART	DD2	MARC QUILES
22		RIERA ENRIC	CRG	DD2	ENRIC RIERA
25		MARIN ANDERSON	BIREL / ART	DD2	DMK RACING TEAM
30		KOCH LUIS	KART / REPUBLIC	DD2	DÖRR MOTORSPORT
34		CERRO DAVID	TONYKART	DD2 SL	100 X 100 KART
43		GHERMAN DAVID	SODIKART	DD2	DMK RACING TEAM
66		DAVID PARRA LUIS	BIREL / ART	DD2	CLUB AUT. PRORALLYE
67		PERNIA GUILLERMO	BIREL / ART	DD2	JESUS PERNIA
73		BLANCO PAU	BIREL / ART	DD2	JL LOPEZ MOTORSPORT
100		LILLO ADRIAN	ENERGY	DD2	100 X 100 KART
111		ROSSINI FRANCESCO	KART / REPUBLIC	DD2 SL	ESC. MALLORCA COMP.
424		CARMONA DANIEL	BIREL / ART	DD2	SKB COMPETICION

