

PRE-MINI

FINAL Resultados

Documento 16 OFICIAL

Pos.	Nº	Nacionalidad	Equipo	Piloto	Total	Dif.	Interv.	M. Vuelta	Km/h	Mejor S1	Mejor S2	Mejor S3
1	16	ESP	AXION RACING	PELAYO ESTANGUI	10			1:07.785	75.84	17.315	28.787	21.528
2	9	ESP	KIDS RACING SCHOOL	ARTUR KONOVALOV	10	9.166	9.166	1:08.182	75.40	17.596	28.887	21.511
3	90	ESP	C.D. QUÑITAS RACING TEAM	OLIVER WEITJENS	10	9.311	0.145	1:08.367	75.19	17.533	29.146	21.336
4	14	ESP	AGUSTIN CORCOLES	LEO CORCOLES	10	10.056	0.745	1:07.903	75.71	17.375	28.846	21.550
5	8	ESP	MARQUEZ COMPETICION	DAVID PARRA	10	14.196	4.140	1:08.287	75.28	17.581	28.994	21.605
6	5	ESP	DMK RACING TEAM	QUIQUE NICOLAS	10	18.386	4.190	1:08.766	74.76	17.708	29.174	21.714
7	34	ESP	AXION RACING	JIM WULF	10	38.510	20.124	1:10.290	73.14	18.375	29.660	22.193
8	24	ESP	AUTO CLUB RC 2 VALLES	NAHIL PADOVANI	10	38.860	0.350	1:11.078	72.33	18.331	29.974	22.367
9	30	ESP	DANI DEVAHIVE	LEO DEVAHIVE	10	39.182	0.322	1:11.049	72.36	18.181	30.051	22.109
10	7	ESP	JL LOPEZ MOTORSPORT	HUGO NAVAS	10	39.941	0.759	1:11.360	72.04	18.504	29.994	22.364

Lider : N°16 PELAYO ESTANGUI (1-10)

Tiempo Inicio : 21/01 - 14:51:25

M. Vuelta : N°16 PELAYO ESTANGUI 1:07.785 75.84 Km/h

Meteo : Soleado Aire : 14°C Pista : Seco

Record anterior : N°16 PELAYO ESTANGUI 1:07.960 75.64 Km/h

HIVERN KARTING 2024 (SPAIN) 19-21/01/2024

Página 1 / 1

Apex Timing GoRacing

PRE-MINI

FINAL

Vuelta a vuelta

Valor informativo. No Oficial

	1	2	3	4	5	6	7	8	9	10
Parilla	16	9	90	34	24	5	14	8	30	7
Salida	16	9	34	90	5	24	14	8	30	7
Vuelta 1 Intervalo	16	90 0.7	9 0.1	34 1.5	5 0.3	14 0.0	8 0.4	24 3.1	30 0.2	7 0.2
Vuelta 2	16	90 1.2	9 0.2	14 3.1	34 0.4	5 0.3	8 0.1	30 4.8	24 0.3	7 0.3
Vuelta 3	16	90 1.4	9 0.0	14 3.0	34 2.8	8 0.6	5 0.1	24 5.7	30 0.2	7 0.2
Vuelta 4	16	90 2.6	9 0.0	14 2.1	8 4.3	5 0.6	34 0.6	30 6.7	24 0.4	7 0.2
Vuelta 5	16	90 2.9	9 0.1	14 2.0	8 4.8	5 0.5	34 3.5	30 6.6	24 0.3	7 0.2
Vuelta 6	16	9 4.0	90 0.7	14 0.6	8 5.1	5 1.1	34 8.0	24 4.7	30 0.2	7 0.2
Vuelta 7	16	9 5.0	90 0.3	14 0.0	8 5.8	5 1.5	34 12.6	24 2.8	30 0.1	7 0.2
Vuelta 8	16	9 5.5	90 0.3	14 0.0	8 5.9	5 2.5	34 16.5	24 0.7	30 0.6	7 0.1
Vuelta 9	16	90 7.3	14 0.0	9 0.4	8 5.0	5 3.3	34 19.2	24 0.1	30 0.1	7 0.3
Vuelta 10	16	9 9.1	90 0.1	14 0.7	8 4.1	5 4.1	34 20.1	24 0.3	30 0.3	7 0.7

PRE-MINI

FINAL Análisis

Valor informativo. No Oficial

Vueltas	Sector 1	Sector 2	Sector 3	ipo por vuelta	Vueltas	Sector 1	Sector 2	Sector 3	ipo por vuelta	Vueltas	Sector 1	Sector 2	Sector 3	ipo por vuelta
Nº5 QUIQUE NICOLAS					Nº16 Pelayo Estangui					Nº24 Nahil Padovañi				
1	18.365	29.559	22.076	1:10.000	7	17.375	28.978	21.550	1:07.903	3	17.806	29.225	21.336	1:08.367
2	18.482	29.936	22.487	1:10.905	8	17.725	29.071	21.676	1:08.472	4	18.329	29.344	21.488	1:09.161
3	18.563	29.785	22.667	1:11.015	9	17.685	29.251	22.385	1:09.321	5	17.557	29.345	21.508	1:08.410
4	18.314	29.391	21.906	1:09.611	10	17.823	29.086	23.731	1:10.640	6	18.301	29.572	21.700	1:09.573
5	17.815	29.174	21.777	1:08.766	1	17.604	29.040	21.757	1:08.401	7	17.674	29.146	21.676	1:08.496
6	17.708	29.426	21.714	1:08.848	2	17.560	28.921	21.766	1:08.247	8	17.552	29.392	21.540	1:08.484
7	17.918	29.241	21.968	1:09.127	3	17.441	29.052	21.648	1:08.141	9	17.533	29.167	22.621	1:09.321
8	18.279	29.271	21.910	1:09.460	4	17.398	29.010	21.541	1:07.949	10	17.998	29.914	22.066	1:09.978
9	18.198	29.283	22.243	1:09.724	5	17.406	29.089	21.620	1:08.115					
10	18.117	29.786	22.233	1:10.136	6	17.457	28.787	21.541	1:07.785					
Nº7 HUGO NAVAS					7	17.384	28.959	21.528	1:07.871					
1	18.730	30.639	23.369	1:12.738	8	17.392	28.911	21.612	1:07.915					
2	18.944	30.459	22.995	1:12.398	9	17.392	28.943	21.611	1:07.946					
3	18.524	30.354	22.742	1:11.620	10	17.315	29.143	21.529	1:07.987					
4	18.564	29.994	22.806	1:11.364	Nº30 Leo Devahive									
5	18.594	30.075	22.806	1:11.475	1	19.221	30.721	23.485	1:13.427					
6	18.521	30.167	22.672	1:11.360	2	19.078	30.420	23.087	1:12.585					
7	18.584	30.395	22.905	1:11.884	3	18.335	30.078	22.958	1:11.371					
8	18.754	30.134	22.634	1:11.522	4	18.662	30.043	23.011	1:11.716					
9	18.504	30.710	22.364	1:11.578	5	18.348	30.186	22.927	1:11.461					
10	18.844	30.251	22.675	1:11.770	6	18.331	30.256	22.491	1:11.078					
Nº8 DAVID PARRA					7	18.562	30.631	22.760	1:11.953					
1	18.538	29.504	21.910	1:09.952	8	18.421	30.044	22.699	1:11.164					
2	18.267	29.956	22.303	1:10.526	9	18.505	30.628	22.708	1:11.841					
3	18.187	29.804	22.795	1:10.786	10	18.873	29.974	22.367	1:11.214					
4	17.903	29.208	21.912	1:09.023	Nº34 Jim Wulf									
5	17.809	29.123	21.992	1:08.924	1	18.422	29.660	22.208	1:10.290					
6	17.581	29.101	21.605	1:08.287	2	18.375	30.139	22.414	1:10.928					
7	17.750	29.070	21.814	1:08.634	3	18.419	29.933	22.193	1:10.545					
8	17.815	29.053	21.668	1:08.536	4	18.469	30.375	22.241	1:11.085					
9	17.622	29.268	21.979	1:08.869	5	18.515	30.347	22.800	1:11.662					
10	17.920	28.994	22.405	1:09.319	6	19.002	30.917	23.412	1:13.331					
Nº9 ARTUR KONOVALOV					7	18.256	30.636	23.030	1:11.922					
1	17.894	29.378	21.876	1:09.148	8	18.724	30.051	22.877	1:11.652					
2	17.932	29.414	21.511	1:08.857	9	18.186	30.972	22.213	1:11.371					
3	17.764	28.887	21.531	1:08.182	10	18.891	30.346	22.109	1:11.346					
4	18.027	29.230	21.931	1:09.188	Nº90 Oliver Weitjens									
5	17.618	29.323	21.569	1:08.510	1	17.825	29.224	21.521	1:08.570					
6	17.826	29.162	21.681	1:08.669	2	17.689	29.266	21.801	1:08.756					
7	17.667	29.340	21.836	1:08.843										
8	17.658	29.149	21.664	1:08.471										
9	17.596	29.382	23.217	1:10.195										
10	17.696	29.000	22.652	1:09.348										
Nº14 LEO CORCOLES														
1	18.196	29.551	21.938	1:09.685										
2	18.164	29.773	22.119	1:10.056										
3	17.549	28.931	21.628	1:08.108										
4	17.507	29.030	21.732	1:08.269										
5	17.568	29.026	21.814	1:08.408										
6	17.483	28.846	21.678	1:08.007										

PRE-MINI

FINAL

Parrilla de Salida

Documento 14 OFICIAL

30	LEO DEVAHIVE	5	7	HUGO NAVAS
14	LEO CORCOLES	4	8	DAVID PARRA
24	NAHIL PADOVANI	3	5	QUIQUE NICOLAS
90	OLIVER WEITJENS	2	34	JIM WULF
16	PELAYO ESTANGUI	1	9	ARTUR KONOVALOV

POLE POSITION



Salida : 21/01 - 14:50 10 Total = 14.280 km

HIVERN KARTING 2024 (SPAIN) 19-21/01/2024

Página 1 / 1

Apex Timing GoRacing

PRE-MINI

QUALY+HEAT+PRE FINAL (PAR FINAL) Resultados

Documento 15 OFICIAL

Pos.	Nº	Nacionalidad	Piloto	Equipo	Vehiculo	QUALY	HEAT-1	P-FIN	Puntos
1	16	ESP	PELAYO ESTANGUI	AXION RACING	ALONSO KART	0	0	3	3
2	9	ESP	ARTUR KONOVALOV	KIDS RACING SCHOOL	ALONSO KART-IAME	6	2	0	8
3	90	ESP	OLIVER WEITJENS	C.D. QUÑITAS RACING TEAM	IAME WS	2	8	2	12
4	34	ESP	JIM WULF	AXION RACING	ALONSO KART	5	3	5	13
5	24	ESP	NAHIL PADOVANI	AUTO CLUB RC 2 VALLES	IAME WS	4	4	10	18
6	5	ESP	QUIQUE NICOLAS	DMK RACING TEAM	CRG IAME	7	5	7	19
7	14	ESP	LEO CORCOLES	AGUSTIN CORCOLES	IAME WS	3	13	4	20
8	8	ESP	DAVID PARRA	MARQUEZ COMPETICION	IAME WS	8	6	6	20
9	30	ESP	LEO DEVAHIVE	DANI DEVAHIVE	IAME WS	10	7	8	25
10	7	ESP	HUGO NAVAS	JL LOPEZ MOTORSPORT	BIRELART IAME	9	8	9	26

PRE-MINI

PREFINAL (P-FIN) Resultados

Documento 13.1 OFICIAL

Pos.	Nº	Nacionalidad	Equipo	Piloto	Total	Dif.	Interv.	M. Vuelta	Km/h	Mejor S1	Mejor S2	Mejor S3
1	9	ESP	KIDS RACING SCHOOL	ARTUR KONOVALOV	6			1:08.000	75.60	17.566	29.021	21.272
2	90	ESP	C.D. QUÑITAS RACING TEAM	OLIVER WEITJENS	6	0.001	0.001	1:08.165	75.42	17.486	29.009	21.494
3	16	ESP	AXION RACING	PELAYO ESTANGUI	6	1.194	1.193	1:08.000	75.60	17.438	29.304	21.209
4	14	ESP	AGUSTIN CORCOLES	LEO CORCOLES	6	7.013	5.819	1:09.060	74.44	17.861	29.311	21.750
5	34	ESP	AXION RACING	JIM WULF	6	7.458	0.445	1:09.229	74.26	17.856	29.257	21.739
6	8	ESP	MARQUEZ COMPETICION	DAVID PARRA	6	7.517	0.059	1:08.922	74.59	17.783	29.039	21.809
7	5	ESP	DMK RACING TEAM	QUIQUE NICOLAS	6	10.664	3.147	1:09.892	73.55	18.166	29.619	22.051
8	30	ESP	DANI DEVAHIVE	LEO DEVAHIVE	6	17.616	6.952	1:10.508	72.91	17.939	29.969	22.210
9	7	ESP	JL LOPEZ MOTORSPORT	HUGO NAVAS	6	18.143	0.527	1:10.574	72.84	18.399	29.729	22.446
10	24	ESP	AUTO CLUB RC 2 VALLES	NAHIL PADOVANI	6	18.319	0.176	1:11.304	72.10	18.462	29.897	22.658

Tiempo Inicio : 21/01 - 11:56:23

Meteo : Soleado Aire : 8°C Pista : Seco

Lider : N°16 PELAYO ESTANGUI (1-1) / N°9 ARTUR KONOVALOV (2-6)

M. Vuelta : N°9 ARTUR KONOVALOV 1:08.000 75.60 Km/h

Evento Grabado : N°16 PELAYO ESTANGUI 1:07.960 75.64 Km/h

HIVERN KARTING 2024 (SPAIN) 19-21/01/2024

Página 1 / 1

Apex Timing GoRacing

PRE-MINI

PREFINAL (P-FIN)

Vuelta a vuelta

Valor informativo. No Oficial

	1	2	3	4	5	6	7	8	9	10
Parilla	16	9	34	24	90	5	14	30	7	8
Salida	16	9	34	24	90	14	5	7	30	8
Vuelta 1 <small>Intervalo</small>	16	9 0.0	90 1.2	34 0.5	14 0.1	5 1.4	24 0.2	8 0.9	30 0.8	7 0.6
Vuelta 2	9	16 0.1	90 0.8	34 2.0	14 0.1	5 1.2	8 0.7	24 0.7	30 2.1	7 0.3
Vuelta 3	9	16 0.0	90 1.4	34 3.7	14 0.2	8 0.7	5 0.7	24 2.6	30 0.9	7 1.0
Vuelta 4	9	16 0.0	90 2.3	14 4.8	34 0.1	8 0.5	5 1.0	24 4.2	30 0.1	7 1.1
Vuelta 5	9	16 0.1	90 2.0	14 5.7	34 0.3	8 0.2	5 2.0	30 4.9	24 0.9	7 0.3
Vuelta 6	9	90 0.0	16 1.1	14 5.8	34 0.4	8 0.0	5 3.1	30 6.9	7 0.5	24 0.1

PRE-MINI

PREFINAL (P-FIN)

Análisis

Valor informativo. No Oficial

Vueltas	Sector 1	Sector 2	Sector 3	ipo por vuelta
Nº5 QUIQUE NICOLAS				
1	18.344	30.236	22.418	1:10.998
2	18.242	29.713	22.051	1:10.006
3	18.247	30.078	22.277	1:10.602
4	18.325	29.679	22.114	1:10.118
5	18.166	29.619	22.107	1:09.892
6	18.260	30.000	22.374	1:10.634
Nº7 HUGO NAVAS				
1	18.864	31.458	23.189	1:13.511
2	18.711	29.912	22.737	1:11.360
3	18.613	30.054	22.607	1:11.274
4	18.470	29.992	22.519	1:10.981
5	18.399	29.729	22.446	1:10.574
6	18.684	30.316	22.882	1:11.882
Nº8 DAVID PARRA				
1	18.728	30.445	22.145	1:11.318
2	18.219	29.431	21.981	1:09.631
3	17.997	29.293	21.809	1:09.099
4	17.783	30.013	21.943	1:09.739
5	17.787	29.190	21.945	1:08.922
6	18.012	29.039	22.496	1:09.547
Nº9 ARTUR KONOVALOV				
1	17.857	29.337	21.496	1:08.690
2	17.863	29.372	21.664	1:08.899
3	17.566	29.328	21.272	1:08.166
4	17.657	29.028	21.315	1:08.000
5	17.883	29.021	21.535	1:08.439
6	17.789	29.457	23.232	1:10.477
Nº14 LEO CORCOLES				
1	18.122	29.931	21.750	1:09.803
2	18.040	30.332	21.833	1:10.205
3	18.424	30.081	21.910	1:10.415
4	18.151	29.570	22.017	1:09.738
5	17.861	29.311	21.888	1:09.060
6	17.899	29.398	22.340	1:09.637
Nº16 PELAYO ESTANGUI				
1	17.694	29.309	21.731	1:08.734
2	18.061	29.322	21.739	1:09.122
3	17.562	29.304	21.222	1:08.088
4	17.438	29.353	21.209	1:08.000
5	17.568	29.463	21.454	1:08.485
6	17.828	29.407	24.308	1:11.543
Nº24 NAHIL PADOVANI				
1	18.548	30.265	22.887	1:11.700
2	18.462	29.897	22.945	1:11.304
3	18.604	30.178	22.953	1:11.735
4	18.498	30.281	22.889	1:11.668
5	18.831	30.092	22.658	1:11.581
6	18.771	30.360	23.254	1:12.385
Nº30 LEO DEVAHIVE				
1	18.748	31.016	22.694	1:12.458

Vueltas	Sector 1	Sector 2	Sector 3	ipo por vuelta
2	18.462	30.161	23.003	1:11.626
3	18.373	29.969	22.231	1:10.573
4	17.939	30.190	22.726	1:10.855
5	18.136	30.162	22.210	1:10.508
6	18.533	30.428	23.640	1:12.601
Nº34 JIM WULF				
1	18.133	30.085	21.784	1:10.002
2	17.939	30.335	21.945	1:10.219
3	18.393	29.972	21.947	1:10.312
4	18.265	30.159	21.739	1:10.163
5	17.922	29.327	21.980	1:09.229
6	17.856	29.257	22.603	1:09.716
Nº90 OLIVER WEITJENS				
1	18.169	29.575	21.596	1:09.340
2	17.812	29.267	21.560	1:08.639
3	17.763	29.383	21.494	1:08.640
4	17.794	29.498	21.611	1:08.903
5	17.653	29.009	21.503	1:08.165
6	17.486	29.197	21.666	1:08.350

PRE-MINI

**PREFINAL (P-FIN)
Parrilla de Salida**

Documento 11 OFICIAL

7 HUGO NAVAS	5	8 DAVID PARRA
14 LEO CORCOLES	4	30 LEO DEVAHIVE
90 OLIVER WEITJENS	3	5 QUIQUE NICOLAS
34 JIM WULF	2	24 NAHIL PADOVANI
16 PELAYO ESTANGUI	1	9 ARTUR KONOVALOV

POLE POSITION



8 PIERDE 5 POSICIONES Art. 1.11 RTK

Salida : 21/01 - 11:55 6 Total = 8.568 km

HIVERN KARTING 2024 (SPAIN) 19-21/01/2024

Página 1 / 1

Apex Timing GoRacing

PRE-MINI

WARM-UP (W-UP) Resultados

Documento 12

Sujeto a escrutinio & investigaciones deportivas

Pos.	Nº	Nacionalidad	Piloto	Tiempo	Dif.	Interv.	Km/h	Mejor S1	Mejor S2	Mejor S3	Total	Vehiculo
1	16	ESP	PELAYO ESTANGUI	1:08.353			75.21	17.574	29.139	21.551	9	ALONSO KART
2	9	ESP	ARTUR KONOVALOV	1:08.355	0.002	0.002	75.21	17.506	29.160	21.461	9	ALONSO KART-IAME
3	14	ESP	LEO CORCOLES	1:08.874	0.521	0.519	74.64	17.866	29.155	21.843	8	IAME WS
4	90	ESP	OLIVER WEITJENS	1:08.965	0.612	0.091	74.54	17.645	29.372	21.719	9	IAME WS
5	34	ESP	JIM WULF	1:09.424	1.071	0.459	74.05	17.863	29.432	21.533	9	ALONSO KART
6	30	ESP	LEO DEVAHIVE	1:10.873	2.520	1.449	72.54	18.046	30.091	22.339	9	IAME WS
7	7	ESP	HUGO NAVAS	1:10.985	2.632	0.112	72.42	18.504	29.922	22.555	8	BIRELART IAME
8	8	ESP	DAVID PARRA	1:11.873	3.520	0.888	71.53	18.551	30.305	22.999	8	IAME WS
9	5	ESP	QUIQUE NICOLAS	1:12.061	3.708	0.188	71.34	18.921	30.164	22.914	8	CRG IAME
10	24	ESP	NAHIL PADOVANI	1:14.541	6.188	2.480	68.97	19.545	31.156	23.054	7	IAME WS

Tiempo Inicio : 21/01 - 09:45:00

Meteo : Soleado Aire : 5°C Pista : Secando

M. Vuelta : N°16 PELAYO ESTANGUI 1:08.353 75.21 Km/h

Evento Grabado : N°16 PELAYO ESTANGUI 1:07.960 75.64 Km/h

HIVERN KARTING 2024 (SPAIN) 19-21/01/2024

Página 1 / 1

Apex Timing GoRacing

PRE-MINI

WARM-UP (W-UP)

Best Sectors Analysis

Valor informativo. No Oficial

S1			S2			S3			Ideal Lap Times						
Pos.	Nº	Tiempo	Pos.	Nº	Tiempo	Pos.	Nº	Tiempo	Pos.	Nº	Piloto	acionalida	Ideal Lap	Best Lap	Diff.
1	9	17.506	1	16	29.139	1	9	21.461	1	9	ARTUR KONOVALOV	ESP 	1:08.127	1:08.355	0.228
2	16	17.574	2	14	29.155	2	34	21.533	2	16	PELAYO ESTANGUI	ESP 	1:08.264	1:08.353	0.089
3	90	17.645	3	9	29.160	3	16	21.551	3	90	OLIVER WEITJENS	ESP 	1:08.736	1:08.965	0.229
4	34	17.863	4	90	29.372	4	90	21.719	4	34	JIM WULF	ESP 	1:08.828	1:09.424	0.596
5	14	17.866	5	34	29.432	5	14	21.843	5	14	LEO CORCOLES	ESP 	1:08.864	1:08.874	0.010
6	30	18.046	6	7	29.922	6	30	22.339	6	30	LEO DEVAHIVE	ESP 	1:10.476	1:10.873	0.397
7	7	18.504	7	30	30.091	7	7	22.555	7	7	HUGO NAVAS	ESP 	1:10.981	1:10.985	0.004
8	8	18.551	8	5	30.164	8	5	22.914	8	8	DAVID PARRA	ESP 	1:11.855	1:11.873	0.018
9	5	18.921	9	8	30.305	9	8	22.999	9	5	QUIQUE NICOLAS	ESP 	1:11.999	1:12.061	0.062
10	24	19.545	10	24	31.156	10	24	23.054	10	24	NAHIL PADOVANI	ESP 	1:13.755	1:14.541	0.786

PRE-MINI

WARM-UP (W-UP)

Análisis

Valor informativo. No Oficial

Vueltas	Sector 1	Sector 2	Sector 3	ipo por vuelta
Nº5 QUIQUE NICOLAS				
1		31.931	23.616	1:26.484
2	19.291	30.553	23.296	1:13.140
3	18.921	30.164	22.976	1:12.061
4OUT				1:44.871
5	2:16.171	30.742	23.636	1:25.678
6	19.305	30.262	23.611	1:13.178
7	19.386	30.259	22.914	1:12.559
8	19.367	30.648	23.005	1:13.020

Vueltas	Sector 1	Sector 2	Sector 3	ipo por vuelta
Nº7 HUGO NAVAS				
1		32.163	23.390	1:27.191
2	19.198	30.288	23.019	1:12.505
3	18.504	29.926	22.555	1:10.985
4	18.772	30.008	23.139	1:11.919
5	18.607	29.922	23.856	1:12.385
6	18.940	30.854	23.578	1:13.372
7OUT				1:24.165
8	2:14.452	30.421	22.841	1:43.549

Vueltas	Sector 1	Sector 2	Sector 3	ipo por vuelta
Nº8 DAVID PARRA				
1		31.454	23.142	1:25.859
2	18.964	30.663	23.197	1:12.824
3	18.627	30.305	23.142	1:12.074
4	18.551	30.323	22.999	1:11.873
5	18.552	30.357	23.742	1:12.651
6	18.638	31.322	23.465	1:13.425
7	19.002	30.606	23.082	1:12.690
8	18.860	30.791	23.042	1:12.693

Vueltas	Sector 1	Sector 2	Sector 3	ipo por vuelta
Nº9 ARTUR KONOVALOV				
1		31.407	22.573	1:23.132
2	17.855	29.887	22.443	1:10.185
3	17.693	29.484	22.041	1:09.218
4	18.084	29.768	21.738	1:09.590
5	18.012	29.838	22.208	1:10.058
6	17.506	29.358	21.767	1:08.631
7	17.653	29.160	21.542	1:08.355
8	17.704	29.378	21.461	1:08.543
9	18.287	29.472	21.513	1:09.272

Vueltas	Sector 1	Sector 2	Sector 3	ipo por vuelta
Nº14 LEO CORCOLES				
1		31.182	22.611	1:25.176
2	18.521	29.670	21.992	1:10.183
3	17.866	29.221	21.935	1:09.022
4	17.876	29.155	21.843	1:08.874
5	18.035	29.160	21.878	1:09.073
6OUT				2:07.687
7	2:35.139	29.182	21.880	1:18.514
8	18.493	30.573	22.414	1:11.480

Vueltas	Sector 1	Sector 2	Sector 3	ipo por vuelta
Nº16 PELAYO ESTANGUI				
1		30.508	22.013	1:20.384
2	18.133	29.606	21.901	1:09.640
3	17.871	29.510	22.156	1:09.537
4	22.237	30.668	21.641	1:14.546

Vueltas	Sector 1	Sector 2	Sector 3	ipo por vuelta
5	17.802	30.074	21.863	1:09.739
6	17.602	29.293	21.551	1:08.446
7	17.620	29.139	21.594	1:08.353
8	17.574	29.386	21.596	1:08.556
9	17.707	29.775	21.750	1:09.232

Vueltas	Sector 1	Sector 2	Sector 3	ipo por vuelta
Nº24 NAHIL PADOVANI				
1		31.902	23.054	1:27.469
2	19.545	31.156	23.840	1:14.541
3OUT				1:57.087
4	2:29.762	31.606	24.937	1:29.218
5OUT				1:35.957
6OUT				1:49.768
7	3:57.326	31.746	23.918	1:27.265

Vueltas	Sector 1	Sector 2	Sector 3	ipo por vuelta
Nº30 LEO DEVAHIVE				
1		31.362	22.632	1:25.699
2	18.426	30.712	22.712	1:11.850
3	18.203	30.091	22.588	1:10.882
4	18.046	30.326	22.754	1:11.126
5	18.160	30.352	22.836	1:11.348
6	18.188	31.575	22.740	1:12.503
7	18.209	30.415	22.746	1:11.370
8	18.316	30.218	22.339	1:10.873
9	18.327	30.189	22.564	1:11.080

Vueltas	Sector 1	Sector 2	Sector 3	ipo por vuelta
Nº34 JIM WULF				
1		32.415	22.408	1:24.182
2	18.274	30.054	21.820	1:10.148
3	18.135	29.432	21.904	1:09.471
4	18.279	30.077	21.785	1:10.141
5	17.863	30.028	21.533	1:09.424
6	18.109	29.662	21.885	1:09.656
7	18.097	30.080	22.482	1:10.659
8	18.448	29.852	22.526	1:10.826
9	18.347	29.996	22.309	1:10.652

Vueltas	Sector 1	Sector 2	Sector 3	ipo por vuelta
Nº90 OLIVER WEITJENS				
1		31.739	22.088	1:22.472
2	18.046	29.907	22.024	1:09.977
3	18.078	29.699	21.972	1:09.749
4	17.858	29.464	21.804	1:09.126
5	17.898	30.383	21.849	1:10.130
6	18.035	29.372	21.943	1:09.350
7	17.829	29.463	21.830	1:09.122
8	17.645	29.601	21.719	1:08.965
9	18.533	29.832	21.951	1:10.316








PRE-MINI

FUSION CRONO+HEAT (PAR PRE-F)

Documento 10

Resultados

Sujeto a escrutinio & investigaciones deportivas

Pos.	Nº	Nacionalidad	Piloto	Equipo	Vehiculo	QUALY	HEAT-1	Puntos
1	16		PELAYO ESTANGUI	AXION RACING	ALONSO KART	0	0	0
2	9		ARTUR KONOVALOV	KIDS RACING SCHOOL	ALONSO KART-IAME	6	2	8
3	34		JIM WULF	AXION RACING	ALONSO KART	5	3	8
4	24		NAHIL PADOVANI	AUTO CLUB RC 2 VALLES	IAME WS	4	4	8
5	90		OLIVER WEITJENS	C.D. QUÑITAS RACING TEAM	IAME WS	2	8	10
6	5		QUIQUE NICOLAS	DMK RACING TEAM	CRG IAME	7	5	12
7	8		DAVID PARRA	MARQUEZ COMPETICION	IAME WS	8	6	14
8	14		LEO CORCOLES	AGUSTIN CORCOLES	IAME WS	3	13	16
9	30		LEO DEVAHIVE	DANI DEVAHIVE	IAME WS	10	7	17
10	7		HUGO NAVAS	JL LOPEZ MOTORSPORT	BIRELART IAME	9	8	17






PRE-MINI

HEAT (HEAT-1)

Resultados

Documento 9

Sujeto a escrutinio & investigaciones deportivas

Pos.	Nº	Nacionalidad	Equipo	Piloto	Total	Dif.	Interv.	M. Vuelta	Km/h	Mejor S1	Mejor S2	Mejor S3
1	16		AXION RACING	PELAYO ESTANGUI	5			1:07.960	75.64	17.518	28.875	21.486
2	9		KIDS RACING SCHOOL	ARTUR KONOVALOV	5	5.471	5.471	1:08.392	75.17	17.605	29.096	21.629
3	34		AXION RACING	JIM WULF	5	13.572	8.101	1:10.189	73.24	18.268	29.448	22.192
4	24		AUTO CLUB RC 2 VALLES	NAHIL PADOVANI	5	15.363	1.791	1:10.404	73.02	18.155	29.709	22.275
5	5		DMK RACING TEAM	QUIQUE NICOLAS	5	15.540	0.177	1:10.482	72.94	18.239	29.542	22.346
6	8		MARQUEZ COMPETICION	DAVID PARRA	5	22.727	7.187	1:11.850	71.55	18.512	30.161	23.144
7	30		DANI DEVAHIVE	LEO DEVAHIVE	5	24.153	1.426	1:10.826	72.58	18.259	30.349	22.196
No Clasificados												
	7		JL LOPEZ MOTORSPORT	HUGO NAVAS								
	90		C.D. QUÑITAS RACING TEAM	OLIVER WEITJENS								
	14		AGUSTIN CORCOLES	LEO CORCOLES				1:10.087	73.35	18.111	29.825	22.151

Nº14 LEO CORCOLES : Art.12.14

Lider : Nº16 PELAYO ESTANGUI (1-5)

Tiempo Inicio : 20/01 - 16:30:52

M. Vuelta : Nº16 PELAYO ESTANGUI 1:07.960 75.64 Km/h

Meteo : Nublado Aire : 11°C Pista : Secando

Record anterior : Nº16 PELAYO ESTANGUI 1:08.577 74.96 Km/h

HIVERN KARTING 2024 (SPAIN) 19-21/01/2024

Página 1 / 1

Apex Timing GoRacing

PRE-MINI

HEAT (HEAT-1)

Vuelta a vuelta

Valor informativo. No Oficial

	1	2	3	4	5	6	7	8	9	10
Parilla	16	90	14	24	34	9	5	8	7	30
Salida	16	14	34	9	90	24	5	8	30	X
Vuelta 1 <small>Intervalo</small>	16	9 <small>3.0</small>	14 <small>0.4</small>	34 <small>0.4</small>	24 <small>0.6</small>	5 <small>1.0</small>	8 <small>1.3</small>	30 <small>4.3</small>		
Vuelta 2	16	9 <small>3.7</small>	34 <small>2.0</small>	24 <small>1.8</small>	5 <small>0.5</small>	8 <small>2.7</small>	30 <small>4.1</small>	14 <small>30.1</small>		
Vuelta 3	16	9 <small>4.6</small>	34 <small>3.2</small>	24 <small>2.4</small>	5 <small>0.3</small>	8 <small>4.2</small>	30 <small>3.6</small>	14 <small>44.6</small>		
Vuelta 4	16	9 <small>4.7</small>	34 <small>5.3</small>	24 <small>2.4</small>	5 <small>0.4</small>	8 <small>5.6</small>	30 <small>2.5</small>	14 <small>43.8</small>		
Vuelta 5	16	9 <small>5.4</small>	34 <small>8.1</small>	24 <small>1.7</small>	5 <small>0.1</small>	8 <small>7.1</small>	30 <small>1.4</small>	14 <small>1.06</small>		

PRE-MINI

HEAT (HEAT-1)

Análisis

Valor informativo. No Oficial

Vueltas Sector 1 Sector 2 Sector 3 ipo por vuelta

Nº5 QUIQUE NICOLAS

1	19.033	30.099	22.581	1:11.713
2	18.704	29.666	22.772	1:11.142
3	18.329	29.941	22.346	1:10.616
4	18.239	29.855	22.388	1:10.482
5	18.505	29.542	22.457	1:10.504

Nº8 DAVID PARRA

1	18.949	30.452	23.144	1:12.545
2	19.150	30.290	23.161	1:12.601
3	18.631	30.161	23.308	1:12.100
4	18.512	30.169	23.169	1:11.850
5	18.556	30.337	23.162	1:12.055

Nº9 ARTUR KONOVALOV

1	18.492	29.575	22.025	1:10.092
2	17.891	29.471	21.785	1:09.147
3	17.743	29.329	21.838	1:08.910
4	17.633	29.130	21.629	1:08.392
5	17.605	29.096	21.965	1:08.666

Nº14 LEO CORCOLES

1	18.577	30.025	23.579	1:12.181
2	OUT			1:50.264
3	2:23.921	29.921	22.470	1:26.048
4	18.111	29.825	22.151	1:10.087
5				1:33.700

Nº16 PELAYO ESTANGUI

1	18.051	29.272	21.665	1:08.988
2	17.688	29.081	21.644	1:08.413
3	17.518	29.004	21.486	1:08.008
4	17.690	29.060	21.545	1:08.295
5	17.541	28.875	21.544	1:07.960

Nº24 NAHIL PADOVANI

1	18.987	30.020	22.284	1:11.291
2	18.359	29.709	23.541	1:11.609
3	18.234	30.290	22.275	1:10.799
4	18.307	29.779	22.318	1:10.404
5	18.155	30.004	22.612	1:10.771

Nº30 LEO DEVAHIVE

1	19.023	30.908	22.760	1:12.691
2	19.210	30.687	22.549	1:12.446
3	18.689	30.482	22.389	1:11.560
4	18.259	30.349	22.218	1:10.826
5	18.325	30.369	22.196	1:10.890

Nº34 JIM WULF

1	19.001	29.701	23.103	1:11.805
2	18.569	29.448	22.331	1:10.348
3	18.268	29.729	22.192	1:10.189
4	18.328	29.931	22.212	1:10.471
5	18.315	30.378	22.706	1:11.399

PRE-MINI

HEAT (HEAT-1)
Parrilla de Salida

Documento 8 OFICIAL

7 HUGO NAVAS	5	30 LEO DEVAHIVE
5 QUIQUE NICOLAS	4	8 DAVID PARRA
34 JIM WULF	3	9 ARTUR KONOVALOV
14 LEO CORCOLES	2	24 NAHIL PADOVANI
16 PELAYO ESTANGUI	1	90 OLIVER WEITJENS

POLE POSITION



Salida : 20/01 - 16:25 5 Total = 7.140 km

HIVERN KARTING 2024 (SPAIN) 19-21/01/2024

Página 1 / 1

Apex Timing GoRacing

PRE-MINI

QUALIFYING (QUALY) Resultados

Documento 7 OFICIAL

Pos.	Nº	Nacionalidad	Piloto	Tiempo	Dif.	Interv.	Km/h	Mejor S1	Mejor S2	Mejor S3	Total	Vehiculo
1	16	ESP	PELAYO ESTANGUI	1:08.577			74.96	17.831	29.228	21.518	5	ALONSO KART
2	90	ESP	OLIVER WEITJENS	1:09.116	0.539	0.539	74.38	17.711	29.262	22.143	5	IAME WS
3	14	ESP	LEO CORCOLES	1:10.897	2.320	1.781	72.51	18.335	29.566	22.947	5	IAME WS
4	24	ESP	NAHIL PADOVANI	1:11.162	2.585	0.265	72.24	18.502	30.231	22.429	5	IAME WS
5	34	ESP	JIM WULF	1:12.055	3.478	0.893	71.35	19.209	30.361	22.448	5	ALONSO KART
6	9	ESP	ARTUR KONOVALOV	1:12.833	4.256	0.778	70.58	18.548	31.244	22.373	5	ALONSO KART-IAME
7	5	ESP	QUIQUE NICOLAS	1:13.589	5.012	0.756	69.86	19.364	31.010	22.950	5	CRG IAME
8	8	ESP	DAVID PARRA	1:14.892	6.315	1.303	68.64	19.267	30.719	24.524	5	IAME WS
9	7	ESP	HUGO NAVAS	1:16.024	7.447	1.132	67.62	19.879	31.325	24.820	3	BIRELART IAME
10	30	ESP	LEO DEVAHIVE	1:35.416	26.839	19.392	53.88		36.413	23.948	5	IAME WS

Nº16 PELAYO ESTANGUI : Ponton Art: 17.33 RDK Anulación mejor vuelta

Nº34 JIM WULF : Ponton Art: 17.33 RDK Anulación mejor vuelta

Nº30 LEO DEVAHIVE : Ponton Art: 17.33 RDK Anulación mejor vuelta

Nº30 LEO DEVAHIVE : Anulación de todos los tiempos Art. 1 RTK

Tiempo Inicio : 20/01 - 12:48:17

M. Vuelta : Nº16 PELAYO ESTANGUI 1:08.577 74.96 Km/h

Meteo : Nublado Aire : 8°C Pista : Secando

HIVERN KARTING 2024 (SPAIN) 19-21/01/2024

Página 1 / 1

Apex Timing GoRacing

PRE-MINI

QUALIFYING (QUALY) Best Sectors Analysis

Valor informativo. No Oficial

S1			S2			S3			Ideal Lap Times						
Pos.	Nº	Tiempo	Pos.	Nº	Tiempo	Pos.	Nº	Tiempo	Pos.	Nº	Piloto	acionalida	Ideal Lap	Best Lap	Diff.
1	90	17.711	1	16	29.228	1	16	21.518	1	16	PELAYO ESTANGUI	ESP 	1:08.577	1:08.577	
2	16	17.831	2	90	29.262	2	90	22.143	2	90	OLIVER WEITJENS	ESP 	1:09.116	1:09.116	
3	14	18.335	3	14	29.566	3	9	22.373	3	14	LEO CORCOLES	ESP 	1:10.848	1:10.897	0.049
4	24	18.502	4	24	30.231	4	24	22.429	4	24	NAHIL PADOVANI	ESP 	1:11.162	1:11.162	
5	9	18.548	5	34	30.361	5	34	22.448	5	34	JIM WULF	ESP 	1:12.018	1:12.055	0.037
6	34	19.209	6	8	30.719	6	14	22.947	6	9	ARTUR KONOVALOV	ESP 	1:12.165	1:12.833	0.668
7	8	19.267	7	5	31.010	7	5	22.950	7	5	QUIQUE NICOLAS	ESP 	1:13.324	1:13.589	0.265
8	5	19.364	8	9	31.244	8	30	23.948	8	8	DAVID PARRA	ESP 	1:14.510	1:14.892	0.382
9	7	19.879	9	7	31.325	9	8	24.524	9	7	HUGO NAVAS	ESP 	1:16.024	1:16.024	
			10	30	36.413	10	7	24.820							

PRE-MINI

QUALIFYING (QUALY)

Análisis

Valor informativo. No Oficial

Vueltas Sector 1 Sector 2 Sector 3 ipo por vuelta

Nº5 QUIQUE NICOLAS

1		34.531	24.891	1:34.613
2	26.761	31.871	23.817	1:22.449
3	20.060	31.010	23.285	1:14.355
4	19.364	31.076	24.064	1:14.504
5	19.528	31.111	22.950	1:13.589

Nº7 HUGO NAVAS

1		34.599	25.337	1:35.476
2	43.108	32.253	25.535	1:40.896
3	19.879	31.325	24.820	1:16.024

Nº8 DAVID PARRA

1		34.752	25.172	1:35.711
2	20.414	31.738	24.965	1:17.117
3	20.147	31.258	24.524	1:15.929
4	19.623	30.719	24.550	1:14.892
5	19.267	31.125	24.663	1:15.055

Nº9 ARTUR KONOVALOV

1		33.893	23.582	1:31.756
2	19.216	31.244	22.373	1:12.833
3	18.548	31.559	22.779	1:12.886
4	18.807	32.012	23.279	1:14.098
5	18.890	32.144	23.463	1:14.497

Nº14 LEO CORCOLES

1		34.608	23.725	1:35.187
2	19.362	30.725	23.218	1:13.305
3	18.633	30.017	23.189	1:11.839
4	18.509	29.698	22.947	1:11.154
5	18.335	29.566	22.996	1:10.897

Nº16 PELAYO ESTANGUI

1		33.116	23.614	1:30.420
2	19.114	31.047	22.356	1:12.517
3	18.727	31.417	21.865	1:12.009
4	17.845	29.407	21.452	1:08.404
5	17.831	29.228	21.518	1:08.577

Nº24 NAHIL PADOVANI

1		34.801	24.411	1:35.875
2	20.184	32.056	22.877	1:15.117
3	19.475	30.430	24.001	1:13.906
4	19.269	30.457	22.755	1:12.481
5	18.502	30.231	22.429	1:11.162

Nº30 LEO DEVAHIVE

1		36.413	23.948	1:35.416
2	19.604	31.512	23.191	1:14.307
3	21.646	31.375	22.987	1:16.008
4	19.326	30.947	22.836	1:13.109
5	18.892	30.603	22.732	1:12.227

Nº34 JIM WULF

1		34.793	24.073	1:35.106
2	19.501	31.515	23.109	1:14.125
3	38.364	30.531	22.448	1:31.343
4	19.209	30.361	22.485	1:12.055

Vueltas Sector 1 Sector 2 Sector 3 ipo por vuelta

5 18.550 30.007 22.403 1:10.960

Nº90 OLIVER WEITJENS

1		33.206	23.608	1:30.502
2	19.073	30.777	22.524	1:12.374
3	18.878	29.788	22.267	1:10.933
4	17.959	29.539	22.169	1:09.667
5	17.711	29.262	22.143	1:09.116

PRE-MINI

WARM-UP (W-UP) Resultados

Documento 6

Sujeto a escrutinio & investigaciones deportivas

Pos.	Nº	Nacionalidad	Piloto	Tiempo	Dif.	Interv.	Km/h	Mejor S1	Mejor S2	Mejor S3	Total	Vehiculo
1	9		ARTUR KONOVALOV	1:13.927			69.54	18.610	32.287	22.891	8	ALONSO KART-IAME
2	90		OLIVER WEITJENS	1:15.911	1.984	1.984	67.72	19.149	32.803	23.778	8	IAME WS
3	16		PELAYO ESTANGUI	1:16.269	2.342	0.358	67.40	19.085	32.835	23.595	8	ALONSO KART
4	30		LEO DEVAHIVE	1:17.444	3.517	1.175	66.38	19.900	33.442	24.102	8	IAME WS
5	34		JIM WULF	1:18.448	4.521	1.004	65.53	20.013	33.330	24.461	6	ALONSO KART
6	14		LEO CORCOLES	1:19.758	5.831	1.310	64.45	20.415	34.019	25.170	7	IAME WS
7	8		DAVID PARRA	1:19.838	5.911	0.080	64.39	20.469	34.097	24.747	7	IAME WS
8	7		HUGO NAVAS	1:21.039	7.112	1.201	63.44	20.645	34.407	25.488	7	BIRELART IAME
9	24		NAHIL PADOVANI	1:33.507	19.580	12.468	54.98	7:01.733	34.903	25.327	4	IAME WS
No Clasificados												
	5		QUIQUE NICOLAS	Sin Tiempo								CRG IAME

Tiempo Inicio : 20/01 - 10:20:00

M. Vuelta : N°9 ARTUR KONOVALOV 1:13.927 69.54 Km/h

Meteo : Nublado Aire : 8°C Pista : Secando

HIVERN KARTING 2024 (SPAIN) 19-21/01/2024

Página 1 / 1

Apex Timing GoRacing

PRE-MINI

WARM-UP (W-UP)

Best Sectors Analysis

Valor informativo. No Oficial

S1			S2			S3			Ideal Lap Times						
Pos.	Nº	Tiempo	Pos.	Nº	Tiempo	Pos.	Nº	Tiempo	Pos.	Nº	Piloto	acionalida	Ideal Lap	Best Lap	Diff.
1	9	18.610	1	9	32.287	1	9	22.891	1	9	ARTUR KONOVALOV	ESP 	1:13.788	1:13.927	0.139
2	16	19.085	2	90	32.803	2	16	23.595	2	16	PELAYO ESTANGUI	ESP 	1:15.515	1:16.269	0.754
3	90	19.149	3	16	32.835	3	90	23.778	3	90	OLIVER WEITJENS	ESP 	1:15.730	1:15.911	0.181
4	30	19.900	4	34	33.330	4	30	24.102	4	30	LEO DEVAHIVE	ESP 	1:17.444	1:17.444	
5	34	20.013	5	30	33.442	5	34	24.461	5	34	JIM WULF	ESP 	1:17.804	1:18.448	0.644
6	14	20.415	6	14	34.019	6	8	24.747	6	8	DAVID PARRA	ESP 	1:19.313	1:19.838	0.525
7	8	20.469	7	8	34.097	7	14	25.170	7	14	LEO CORCOLES	ESP 	1:19.604	1:19.758	0.154
8	7	20.645	8	7	34.407	8	24	25.327	8	7	HUGO NAVAS	ESP 	1:20.540	1:21.039	0.499
9	24	7:01.733	9	24	34.903	9	7	25.488	9	24	NAHIL PADOVANI	ESP 	8:01.963	1:33.507	

PRE-MINI

WARM-UP (W-UP)

Análisis

Valor informativo. No Oficial

Vueltas	Sector 1	Sector 2	Sector 3	ipo por vuelta
Nº7 HUGO NAVAS				
1				2:38.929
2		37.082	26.610	1:42.467
3	21.328	34.965	26.444	1:22.737
4	22.413	35.010	25.685	1:23.108
5	20.645	37.715	26.121	1:24.481
6	21.239	34.407	25.949	1:21.595
7	20.752	34.799	25.488	1:21.039

Nº8 DAVID PARRA				
1		36.743	25.826	1:35.350
2	21.720	35.417	25.658	1:22.795
3	20.821	35.869	24.747	1:21.437
4	20.469	34.097	25.272	1:19.838
5				1:51.022
6	2:22.151	34.914	25.610	1:31.653
7	20.591	34.886	25.752	1:21.229

Nº9 ARTUR KONOVALOV				
1		34.393	24.569	1:30.041
2	19.695	32.716	23.783	1:16.194
3	19.012	32.466	22.978	1:14.456
4	18.661	32.508	23.072	1:14.241
5	18.630	32.510	23.037	1:14.177
6	18.610	32.287	23.030	1:13.927
7	18.625	32.470	22.891	1:13.986
8	18.689	32.836	22.999	1:14.524

Nº14 LEO CORCOLES				
1		38.564	28.353	1:46.612
2	21.836	35.549	26.598	1:23.983
3	20.875	34.255	25.536	1:20.666
4	20.415	34.071	25.272	1:19.758
5	20.726	34.019	26.113	1:20.858
6				2:13.588
7	2:48.363	34.349	25.170	1:34.294

Nº16 PELAYO ESTANGUI				
1		33.488	24.305	1:27.858
2	19.522	33.095	23.992	1:16.609
3	19.513	33.062	23.919	1:16.494
4	20.011	32.835	23.595	1:16.441
5	19.085	33.115	24.298	1:16.498
6	19.155	34.347	23.811	1:17.313
7	19.210	36.915	24.435	1:20.560
8	19.338	33.171	23.760	1:16.269

Nº24 NAHIL PADOVANI				
1		35.646	25.852	1:35.284
2				3:52.317
3				2:36.139
4	7:01.733	34.903	25.327	1:33.507

Nº30 LEO DEVAHIVE				
1		37.426	26.090	1:37.077
2	21.961	34.805	25.041	1:21.807
3	20.921	35.902	24.525	1:21.348

4	20.256	33.770	24.562	1:18.588
5	20.302	33.544	24.256	1:18.102
6	19.900	33.442	24.102	1:17.444
7	20.050	38.230	24.231	1:22.511
8	20.220	33.591	24.294	1:18.105

Nº34 JIM WULF				
1		34.746	25.907	1:32.264
2	34.811	34.168	25.731	1:34.710
3	20.727	34.370	25.210	1:20.307
4	20.683	34.190	24.690	1:19.563
5	20.488	33.499	24.461	1:18.448
6	20.013	33.330	34.674	1:28.017

Nº90 OLIVER WEITJENS				
1		33.747	25.149	1:30.560
2	19.671	33.033	23.836	1:16.540
3	19.445	33.229	24.014	1:16.688
4	19.293	33.223	24.297	1:16.813
5	19.415	32.922	23.953	1:16.290
6	19.162	32.976	23.914	1:16.052
7	19.149	32.803	23.959	1:15.911
8	19.301	33.052	23.778	1:16.131

PRE-MINI Lista de Inscritos (10 Pilotos)

Nº	Nacionalidad	Piloto	Equipo	Vehículo	Clase
5		QUIQUE NICOLAS	DMK RACING TEAM	CRG IAME	PM
7		HUGO NAVAS	JL LOPEZ MOTORSPORT	BIRELART IAME	PM
8		DAVID PARRA	MARQUEZ COMPETICION	IAME WS	PM
9		ARTUR KONOVALOV	KIDS RACING SCHOOL	ALONSO KART-IAME	PM
14		LEO CORCOLES	AGUSTIN CORCOLES	IAME WS	PM
16		PELAYO ESTANGUI	AXION RACING	ALONSO KART	PM
24		NAHIL PADOVANI	AUTO CLUB RC 2 VALLES	IAME WS	PM
30		LEO DEVAHIVE	DANI DEVAHIVE	IAME WS	PM
34		JIM WULF	AXION RACING	ALONSO KART	PM
90		OLIVER WEITJENS	C.D. QUÑITAS RACING TEAM	IAME WS	PM

PRE-MINI

FREE PRACTICE 5 (FP5)

Documento 5

Resultados

Sujeto a escrutinio & investigaciones deportivas

Pos.	Nº	Nacionalidad	Piloto	Tiempo	Dif.	Interv.	Km/h	Mejor S1	Mejor S2	Mejor S3	Total	Vehiculo
1	16	ESP	PELAYO ESTANGUI	1:21.026			63.45	21.166	34.896	24.964	8	ALONSO KART
2	90	ESP	OLIVER WEITJENS	1:23.499	2.473	2.473	61.57	21.480	35.936	25.688	8	IAME WS
3	8	ESP	DAVID PARRA	1:23.940	2.914	0.441	61.24	21.569	36.052	25.826	8	IAME WS
4	30	ESP	LEO DEVAHIVE	1:26.828	5.802	2.888	59.21	22.433	37.583	26.538	7	IAME WS
5	9	ESP	ARTUR KONOVALOV	1:27.870	6.844	1.042	58.50	22.794	38.065	26.317	7	ALONSO KART-IAME
6	34	ESP	JIM WULF	1:28.881	7.855	1.011	57.84	23.536	38.270	26.995	4	ALONSO KART
7	24	ESP	NAHIL PADOVANI	2:51.383	1:30.357	1:22.502	30.00				3	IAME WS
No Clasificados												
	5	ESP	QUIQUE NICOLAS	Sin Tiempo								CRG IAME
	7	ESP	HUGO NAVAS	Sin Tiempo								BIRELART IAME
	14	ESP	LEO CORCOLES	Sin Tiempo								IAME WS

Tiempo Inicio : 19/01 - 17:20:45

M. Vuelta : N°16 PELAYO ESTANGUI 1:21.026 63.45 Km/h

Meteo : Lluvioso Aire : 10°C Pista : Mojado

HIVERN KARTING 2024 (SPAIN) 19-21/01/2024

Página 1 / 1

Apex Timing GoRacing

PRE-MINI

FREE PRACTICE 5 (FP5)

Best Sectors Analysis

Valor informativo. No Oficial

S1			S2			S3			Ideal Lap Times						
Pos.	Nº	Tiempo	Pos.	Nº	Tiempo	Pos.	Nº	Tiempo	Pos.	Nº	Piloto	acionalida	Ideal Lap	Best Lap	Diff.
1	16	21.166	1	16	34.896	1	16	24.964	1	16	PELAYO ESTANGUI	ESP 	1:21.026	1:21.026	
2	90	21.480	2	90	35.936	2	90	25.688	2	90	OLIVER WEITJENS	ESP 	1:23.104	1:23.499	0.395
3	8	21.569	3	8	36.052	3	8	25.826	3	8	DAVID PARRA	ESP 	1:23.447	1:23.940	0.493
4	30	22.433	4	30	37.583	4	9	26.317	4	30	LEO DEVAHIVE	ESP 	1:26.554	1:26.828	0.274
5	9	22.794	5	9	38.065	5	30	26.538	5	9	ARTUR KONOVALOV	ESP 	1:27.176	1:27.870	0.694
6	34	23.536	6	34	38.270	6	34	26.995	6	34	JIM WULF	ESP 	1:28.801	1:28.881	0.080

PRE-MINI

FREE PRACTICE 5 (FP5)

Análisis

Valor informativo. No Oficial

Vueltas	Sector 1	Sector 2	Sector 3	ipo por vuelta	Vueltas	Sector 1	Sector 2	Sector 3	ipo por vuelta
Nº8 DAVID PARRA					8	21.656	36.778	25.863	1:24.297
1	23.424	38.758	27.612	1:29.794					
2	22.218	36.297	26.332	1:24.847					
3	21.759	36.355	25.826	1:23.940					
4	21.715	36.227	26.318	1:24.260					
5	21.720	37.192	26.147	1:25.059					
6	21.643	36.052	26.923	1:24.618					
7	22.161	36.670	25.996	1:24.827					
8	21.569	37.281	25.850	1:24.700					
Nº9 ARTUR KONOVALOV									
1	28.722	38.713	27.036	1:34.471					
2	28.565	38.923	26.472	1:33.960					
3	23.270	38.266	27.138	1:28.674					
4	22.794	45.407	27.695	1:35.896					
5	23.795	38.356	27.006	1:29.157					
6	23.121	38.065	26.684	1:27.870					
7	23.241	38.483	26.317	1:28.041					
Nº16 Pelayo Estangui									
1	22.317	35.639	25.445	1:23.401					
2	21.580	35.414	25.225	1:22.219					
3	21.453	35.296	25.136	1:21.885					
4	21.324	34.957	25.288	1:21.569					
5	21.300	35.012	25.332	1:21.644					
6	21.352	40.233	25.121	1:26.706					
7	21.200	35.333	25.050	1:21.583					
8	21.166	34.896	24.964	1:21.026					
Nº24 NAHIL PADOVANI									
1OUT				2:51.383					
2OUT				3:45.720					
3OUT				3:06.752					
Nº30 LEO DEVAHIVE									
1	24.361	39.463	28.016	1:31.840					
2	22.736	38.107	26.538	1:27.381					
3	22.482	37.583	27.024	1:27.089					
4	22.433	37.870	26.652	1:26.955					
5	22.590	38.066	26.612	1:27.268					
6	22.514	37.628	26.686	1:26.828					
7	22.761	38.630	26.985	1:28.376					
Nº34 JIM WULF									
1OUT				5:17.987					
2	5:59.277	38.445	27.640	1:47.375					
3	23.536	38.270	27.075	1:28.881					
4	23.922	1:02.548	26.995	1:53.465					
Nº90 OLIVER WEITJENS									
1	23.488	37.490	26.128	1:27.106					
2	22.160	36.319	25.896	1:24.375					
3	21.587	36.290	25.958	1:23.835					
4	21.875	35.936	25.688	1:23.499					
5	22.020	36.305	25.929	1:24.254					
6	21.480	40.826	25.817	1:28.123					
7	21.578	36.431	26.223	1:24.232					

PRE-MINI

FREE PRACTICE 4 (FP4)

Documento 4

Resultados

Sujeto a escrutinio & investigaciones deportivas

Pos.	Nº	Nacionalidad	Piloto	Tiempo	Dif.	Interv.	Km/h	Mejor S1	Mejor S2	Mejor S3	Total	Vehiculo
1	90	ESP	OLIVER WEITJENS	1:23.918			61.26	21.478	36.369	26.032	7	IAME WS
2	16	ESP	PELAYO ESTANGUI	1:23.990	0.072	0.072	61.21	21.768	36.188	25.712	7	ALONSO KART
3	8	ESP	DAVID PARRA	1:24.474	0.556	0.484	60.86	21.619	36.048	25.762	6	IAME WS
4	30	ESP	LEO DEVAHIVE	1:25.981	2.063	1.507	59.79	22.343	37.144	25.941	7	IAME WS
5	9	ESP	ARTUR KONOVALOV	1:29.158	5.240	3.177	57.66	23.441	38.179	26.596	7	ALONSO KART-IAME
6	24	ESP	NAHIL PADOVANI	1:29.543	5.625	0.385	57.41	21.853	35.584	25.856	3	IAME WS

Tiempo Inicio : 19/01 - 15:25:02

M. Vuelta : N°90 OLIVER WEITJENS 1:23.918 61.26 Km/h

Meteo : Nublado Aire : 10°C Pista : Mojado

HIVERN KARTING 2024 (SPAIN) 19-21/01/2024

Página 1 / 1

Apex Timing GoRacing

PRE-MINI

FREE PRACTICE 4 (FP4)

Best Sectors Analysis

Valor informativo. No Oficial

S1			S2			S3			Ideal Lap Times						
Pos.	Nº	Tiempo	Pos.	Nº	Tiempo	Pos.	Nº	Tiempo	Pos.	Nº	Piloto	acionalida	Ideal Lap	Best Lap	Diff.
1	90	21.478	1	24	35.584	1	16	25.712	1	24	NAHIL PADOVANI	ESP 	1:23.293	1:29.543	6.250
2	8	21.619	2	8	36.048	2	8	25.762	2	8	DAVID PARRA	ESP 	1:23.429	1:24.474	1.045
3	16	21.768	3	16	36.188	3	24	25.856	3	16	PELAYO ESTANGUI	ESP 	1:23.668	1:23.990	0.322
4	24	21.853	4	90	36.369	4	30	25.941	4	90	OLIVER WEITJENS	ESP 	1:23.879	1:23.918	0.039
5	30	22.343	5	30	37.144	5	90	26.032	5	30	LEO DEVAHIVE	ESP 	1:25.428	1:25.981	0.553
6	9	23.441	6	9	38.179	6	9	26.596	6	9	ARTUR KONOVALOV	ESP 	1:28.216	1:29.158	0.942

PRE-MINI

FREE PRACTICE 4 (FP4)

Análisis

Valor informativo. No Oficial

Vueltas Sector 1 Sector 2 Sector 3 ipo por vuelta

Nº8 DAVID PARRA

1		40.250	26.171	1:41.417
2	OUT			1:52.573
3	2:26.779	37.335	25.854	1:37.395
4	21.619	1:26.424	26.162	2:14.205
5	22.664	36.048	25.762	1:24.474
6	22.482	36.123	26.395	1:25.000

Nº9 ARTUR KONOVALOV

1		40.868	35.363	1:49.935
2	24.154	45.918	32.938	1:43.010
3	27.805	43.607	30.308	1:41.720
4	24.946	38.649	26.596	1:30.191
5	23.448	38.901	26.809	1:29.158
6	23.441	38.179	30.219	1:31.839
7	24.503	38.659	27.426	1:30.588

Nº16 PELAYO ESTANGUI

1		37.359	25.712	1:36.809
2	21.981	36.937	26.038	1:24.956
3	22.086	36.188	25.716	1:23.990
4	21.768	43.461	25.772	1:31.001
5	22.168	42.544	26.310	1:31.022
6	22.119	36.626	26.040	1:24.785
7	22.437	36.391	26.481	1:25.309

Nº24 NAHIL PADOVANI

1		36.886	25.856	1:36.600
2	21.853	35.584	32.106	1:29.543
3	OUT			1:56.386

Nº30 LEO DEVAHIVE

1		43.298	27.999	1:50.216
2	23.726	40.307	27.556	1:31.589
3	22.817	38.220	26.577	1:27.614
4	22.469	37.653	26.331	1:26.453
5	23.092	37.147	26.317	1:26.556
6	22.343	37.144	26.494	1:25.981
7	26.195	37.673	25.941	1:29.809

Nº90 OLIVER WEITJENS

1		37.800	26.032	1:36.192
2	22.133	37.392	33.755	1:33.280
3	22.217	36.522	26.122	1:24.861
4	22.223	36.611	26.119	1:24.953
5	22.088	36.833	26.197	1:25.118
6	21.478	36.369	26.071	1:23.918
7	21.872	36.386	34.459	1:32.717

PRE-MINI

FREE PRACTICE 3 (FP3)

Documento 3

Resultados

Sujeto a escrutinio & investigaciones deportivas

Pos.	Nº	Nacionalidad	Piloto	Tiempo	Dif.	Interv.	Km/h	Mejor S1	Mejor S2	Mejor S3	Total	Vehiculo
1	9	ESP	ARTUR KONOVALOV	1:19.105			64.99	20.585	34.318	24.202	8	ALONSO KART-IAME
2	24	ESP	NAHIL PADOVANI	1:22.038	2.933	2.933	62.66	21.147	35.038	25.198	6	IAME WS
3	90	ESP	OLIVER WEITJENS	1:23.054	3.949	1.016	61.90	21.646	35.785	25.621	7	IAME WS
4	16	ESP	PELAYO ESTANGUI	1:23.144	4.039	0.090	61.83	21.682	35.760	25.470	6	ALONSO KART
5	30	ESP	LEO DEVAHIVE	1:23.675	4.570	0.531	61.44	21.776	36.174	25.549	7	IAME WS
6	8	ESP	DAVID PARRA	1:25.583	6.478	1.908	60.07	22.058	37.700	25.613	6	IAME WS
7	34	ESP	JIM WULF	5:29.822	4:10.717	4:04.239	15.59				1	ALONSO KART
No Clasificados												
	5	ESP	QUIQUE NICOLAS	Sin Tiempo								CRG IAME
	7	ESP	HUGO NAVAS	Sin Tiempo								BIRELART IAME
	14	ESP	LEO CORCOLES	Sin Tiempo								IAME WS

Tiempo Inicio : 19/01 - 13:40:01

M. Vuelta : N°9 ARTUR KONOVALOV 1:19.105 64.99 Km/h

Meteo : Nublado Aire : 10°C Pista : Mojado

HIVERN KARTING 2024 (SPAIN) 19-21/01/2024

Página 1 / 1







Apex Timing GoRacing

PRE-MINI

FREE PRACTICE 3 (FP3)

Best Sectors Analysis

Valor informativo. No Oficial

S1			S2			S3			Ideal Lap Times						
Pos.	Nº	Tiempo	Pos.	Nº	Tiempo	Pos.	Nº	Tiempo	Pos.	Nº	Piloto	acionalida	Ideal Lap	Best Lap	Diff.
1	9	20.585	1	9	34.318	1	9	24.202	1	9	ARTUR KONOVALOV	ESP 	1:19.105	1:19.105	
2	24	21.147	2	24	35.038	2	24	25.198	2	24	NAHIL PADOVANI	ESP 	1:21.383	1:22.038	0.655
3	90	21.646	3	16	35.760	3	16	25.470	3	16	PELAYO ESTANGUI	ESP 	1:22.912	1:23.144	0.232
4	16	21.682	4	90	35.785	4	30	25.549	4	90	OLIVER WEITJENS	ESP 	1:23.052	1:23.054	0.002
5	30	21.776	5	30	36.174	5	8	25.613	5	30	LEO DEVAHIVE	ESP 	1:23.499	1:23.675	0.176
6	8	22.058	6	8	37.700	6	90	25.621	6	8	DAVID PARRA	ESP 	1:25.371	1:25.583	0.212

PRE-MINI

FREE PRACTICE 3 (FP3)

Análisis

Valor informativo. No Oficial

Vueltas Sector 1 Sector 2 Sector 3 ipo por vuelta

Nº8 DAVID PARRA

10UT				2:37.017
2		38.290	26.307	1:36.475
3	24.827	38.609	25.761	1:29.197
4	22.270	37.700	25.613	1:25.583
5	22.197	39.225	26.093	1:27.515
6	22.058	37.912	25.725	1:25.695

Nº9 ARTUR KONOVALOV

1		43.476	25.251	1:42.116
2	22.090	35.422	25.775	1:23.287
3	21.206	34.757	24.631	1:20.594
4	21.774	34.901	24.533	1:21.208
5	20.848	35.212	24.547	1:20.607
6	20.978	34.745	24.836	1:20.559
7	21.002	34.650	24.482	1:20.134
8	20.585	34.318	24.202	1:19.105

Nº16 PELAYO ESTANGUI

1		36.658	25.714	1:37.727
2	22.363	41.417	26.528	1:30.308
3	21.958	36.323	25.564	1:23.845
4	22.026	35.941	25.470	1:23.437
5	21.809	35.760	25.575	1:23.144
6	21.682	36.749	25.582	1:24.013

Nº24 NAHIL PADOVANI

1		38.212	26.812	1:39.702
2	21.890	35.750	25.198	1:22.838
3	21.339	41.412	25.599	1:28.350
4	21.194	35.418	25.426	1:22.038
5	21.147	35.038	33.629	1:29.814
6	21.760	35.718	25.543	1:23.021

Nº30 LEO DEVAHIVE

1		37.824	26.526	1:42.588
2	22.383	41.078	26.199	1:29.660
3	22.186	36.351	31.684	1:30.221
4	26.537	37.195	25.887	1:29.619
5	21.873	36.955	25.712	1:24.540
6	21.776	36.174	25.725	1:23.675
7	26.331	36.556	25.549	1:28.436

Nº34 JIM WULF

1				5:29.822
---	--	--	--	----------

Nº90 OLIVER WEITJENS

1		38.449	27.065	1:40.522
2	26.916	36.471	32.128	1:35.515
3	22.166	36.539	26.021	1:24.726
4	21.648	35.785	25.621	1:23.054
5	27.090	40.896	25.927	1:33.913
6	21.646	36.176	25.915	1:23.737
7	27.821	35.867	25.661	1:29.349

PRE-MINI

FREE PRACTICE 2 (FP2)

Documento 2

Resultados

Sujeto a escrutinio & investigaciones deportivas

Pos.	Nº	Nacionalidad	Piloto	Tiempo	Dif.	Interv.	Km/h	Mejor S1	Mejor S2	Mejor S3	Total	Vehiculo
1	16	ESP	PELAYO ESTANGUI	1:24.673			60.71	21.986	36.291	25.823	7	ALONSO KART
2	90	ESP	OLIVER WEITJENS	1:28.444	3.771	3.771	58.12	23.330	38.382	26.732	2	IAME WS
3	24	ESP	NAHIL PADOVANI	1:30.048	5.375	1.604	57.09	23.202	39.246	27.120	6	IAME WS
4	9	ESP	ARTUR KONOVALOV	1:31.271	6.598	1.223	56.32	23.611	37.920	27.246	4	ALONSO KART-IAME
5	8	ESP	DAVID PARRA	1:33.520	8.847	2.249	54.97	23.849	39.227	29.116	4	IAME WS
6	30	ESP	LEO DEVAHIVE	1:36.085	11.412	2.565	53.50	23.147	39.097	27.087	5	IAME WS
7	34	ESP	JIM WULF	2:59.937	1:35.264	1:23.852	28.57		54.773	28.239	2	ALONSO KART

Tiempo Inicio : 19/01 - 11:55:00

M. Vuelta : N°16 PELAYO ESTANGUI 1:24.673 60.71 Km/h

Meteo : Lluvioso Aire : 12°C Pista : Mojado

HIVERN KARTING 2024 (SPAIN) 19-21/01/2024

Página 1 / 1

Apex Timing GoRacing

PRE-MINI

FREE PRACTICE 2 (FP2)

Best Sectors Analysis

Valor informativo. No Oficial

S1			S2			S3			Ideal Lap Times						
Pos.	Nº	Tiempo	Pos.	Nº	Tiempo	Pos.	Nº	Tiempo	Pos.	Nº	Piloto	acionalida	Ideal Lap	Best Lap	Diff.
1	16	21.986	1	16	36.291	1	16	25.823	1	16	PELAYO ESTANGUI	ESP 	1:24.100	1:24.673	0.573
2	30	23.147	2	9	37.920	2	90	26.732	2	90	OLIVER WEITJENS	ESP 	1:28.444	1:28.444	
3	24	23.202	3	90	38.382	3	30	27.087	3	9	ARTUR KONOVALOV	ESP 	1:28.777	1:31.271	2.494
4	90	23.330	4	30	39.097	4	24	27.120	4	30	LEO DEVAHIVE	ESP 	1:29.331	1:36.085	6.754
5	9	23.611	5	8	39.227	5	9	27.246	5	24	NAHIL PADOVANI	ESP 	1:29.568	1:30.048	0.480
6	8	23.849	6	24	39.246	6	34	28.239	6	8	DAVID PARRA	ESP 	1:32.192	1:33.520	1.328
			7	34	54.773	7	8	29.116							

PRE-MINI

FREE PRACTICE 2 (FP2)

Análisis

Valor informativo. No Oficial

Vueltas Sector 1 Sector 2 Sector 3 ipo por vuelta

Nº8 DAVID PARRA

1		48.353	30.829	2:02.824
2	26.457	40.787	29.116	1:36.360
3	23.849	40.517	29.154	1:33.520
4	24.489	39.227	30.028	1:33.744

Nº9 ARTUR KONOVALOV

1		42.830	28.883	1:56.085
2	23.611	39.655	28.005	1:31.271
3	OUT			5:09.107
4	5:44.371	37.920	27.246	1:40.430

Nº16 PELAYO ESTANGUI

1		42.382	28.297	1:53.430
2	23.784	39.755	26.885	1:30.424
3	23.617	39.784	26.709	1:30.110
4	22.231	46.701	26.315	1:35.247
5	22.212	36.291	26.441	1:24.944
6	22.290	36.404	25.979	1:24.673
7	21.986	37.029	25.823	1:24.838

Nº24 NAHIL PADOVANI

1		42.864	28.641	1:53.432
2	24.163	39.719	27.604	1:31.486
3	23.398	39.530	27.120	1:30.048
4	23.202	39.501	27.639	1:30.342
5	OUT			1:55.927
6	2:32.093	39.246	27.519	1:42.931

Nº30 LEO DEVAHIVE

1		45.815	29.800	2:00.703
2	29.901	39.097	27.087	1:36.085
3	23.147	1:02.474	28.173	1:53.794
4	OUT			2:29.228
5	3:05.693	41.179	29.591	1:47.235

Nº34 JIM WULF

1		54.773	28.239	6:34.506
2	OUT			2:59.937

Nº90 OLIVER WEITJENS

1		39.633	27.518	1:44.499
2	23.330	38.382	26.732	1:28.444

PRE-MINI

FREE PRACTICE 1 (FP1)

Documento 1

Resultados

Sujeto a escrutinio & investigaciones deportivas

Pos.	Nº	Nacionalidad	Piloto	Tiempo	Dif.	Interv.	Km/h	Mejor S1	Mejor S2	Mejor S3	Total	Vehiculo
1	16	ESP	PELAYO ESTANGUI	1:13.693			69.76	19.259	31.357	22.987	8	ALONSO KART
2	9	ESP	ARTUR KONOVALOV	1:14.196	0.503	0.503	69.29	19.374	31.140	23.384	8	ALONSO KART-IAME
3	30	ESP	LEO DEVAHIVE	1:16.253	2.560	2.057	67.42	19.367	32.238	23.587	6	IAME WS
4	34	ESP	JIM WULF	1:16.263	2.570	0.010	67.41	19.927	32.053	23.299	5	ALONSO KART
5	24	ESP	NAHIL PADOVANI	1:19.498	5.805	3.235	64.67	20.568	34.225	24.420	6	IAME WS
6	90	ESP	OLIVER WEITJENS	1:32.686	18.993	13.188	55.46	7:13.950	34.401	23.778	5	IAME WS

Tiempo Inicio : 19/01 - 10:10:21

M. Vuelta : Nº16 PELAYO ESTANGUI 1:13.693 69.76 Km/h

HIVERN KARTING 2024 (SPAIN) 19-21/01/2024

Página 1 / 1

Apex Timing GoRacing

PRE-MINI

FREE PRACTICE 1 (FP1)

Best Sectors Analysis

Valor informativo. No Oficial

S1			S2			S3			Ideal Lap Times						
Pos.	Nº	Tiempo	Pos.	Nº	Tiempo	Pos.	Nº	Tiempo	Pos.	Nº	Piloto	acionalida	Ideal Lap	Best Lap	Diff.
1	16	19.259	1	9	31.140	1	16	22.987	1	16	PELAYO ESTANGUI	ESP 	1:13.603	1:13.693	0.090
2	30	19.367	2	16	31.357	2	34	23.299	2	9	ARTUR KONOVALOV	ESP 	1:13.898	1:14.196	0.298
3	9	19.374	3	34	32.053	3	9	23.384	3	30	LEO DEVAHIVE	ESP 	1:15.192	1:16.253	1.061
4	34	19.927	4	30	32.238	4	30	23.587	4	34	JIM WULF	ESP 	1:15.279	1:16.263	0.984
5	24	20.568	5	24	34.225	5	90	23.778	5	24	NAHIL PADOVANI	ESP 	1:19.213	1:19.498	0.285
6	90	7:13.950	6	90	34.401	6	24	24.420	6	90	OLIVER WEITJENS	ESP 	8:12.129	1:32.686	

PRE-MINI

FREE PRACTICE 1 (FP1)

Análisis

Valor informativo. No Oficial

Vueltas Sector 1 Sector 2 Sector 3 ipo por vuelta

Nº9 ARTUR KONOVALOV

1		35.311	25.093	1:34.787
2	20.231	33.107	23.796	1:17.134
3	19.868	33.177	23.858	1:16.903
4	19.569	31.140	30.273	1:20.982
5	20.227	32.282	23.720	1:16.229
6	19.410	31.402	23.384	1:14.196
7	19.374	31.866	24.583	1:15.823
8	20.187	33.999	25.351	1:19.537

Nº16 PELAYO ESTANGUI

1		34.793	24.423	1:32.715
2	20.312	32.877	23.194	1:16.383
3	19.763	32.789	23.598	1:16.150
4OUT				1:38.518
5	2:06.671	31.661	22.987	1:22.801
6	19.259	31.357	23.077	1:13.693
7	21.462	32.852	23.780	1:18.094
8	30.086	35.677	26.154	1:31.917

Nº24 NAHIL PADOVANI

1		35.990	25.166	1:36.566
2	21.456	34.786	25.135	1:21.377
3OUT				1:58.948
4	2:32.373	34.485	24.647	1:32.557
5	20.853	34.225	24.420	1:19.498
6	20.568	34.264	25.551	1:20.383

Nº30 LEO DEVAHIVE

1		37.663	24.892	1:43.582
2	20.416	38.765	23.587	1:22.768
3	19.367	33.006	24.450	1:16.823
4	19.646	32.749	23.858	1:16.253
5	19.662	32.238	24.815	1:16.715
6	20.020	32.948	26.159	1:19.127

Nº34 JIM WULF

1		37.027	24.437	1:45.531
2	20.911	32.053	23.299	1:16.263
3	19.927	32.905	24.215	1:17.047
4OUT				3:26.466
5	4:03.985	39.089	25.024	1:41.632

Nº90 OLIVER WEITJENS

1		34.401	23.778	1:32.686
2OUT				2:37.670
3OUT				2:07.171
4OUT				1:59.444
5	7:13.950	44.445	28.311	1:42.421